

**CITY OF OWOSSO
REGULAR MEETING OF THE CITY COUNCIL
MONDAY, MAY 4, 2026
6:30 P.M.**

**Meeting to be held at City Hall
301 West Main Street**

AGENDA

OPENING PRAYER:

PLEDGE OF ALLEGIANCE:

ROLL CALL:

APPROVAL OF THE AGENDA:

APPROVAL OF THE MINUTES OF THE REGULAR MEETING OF APRIL 20, 2026:

ADDRESSING THE CITY COUNCIL

1. Your comments shall be made during times set aside for that purpose.
2. Stand or raise a hand to indicate that you wish to speak.
3. When recognized, give your name and address and direct your comments and/or questions to any City official in attendance.
4. Each person wishing to address the City Council and/or attending officials shall be afforded one opportunity of up to four (4) minutes duration during the first occasion for citizen comments and questions. Each person shall also be afforded one opportunity of up to three (3) minutes duration during the last occasion provided for citizen comments and questions and one opportunity of up to three (3) minutes duration during each public hearing. Comments made during public hearings shall be relevant to the subject for which the public hearings are held.
5. In addition to the opportunities described above, a citizen may respond to questions posed to him or her by the Mayor or members of the Council, provided members have been granted the floor to pose such questions.

PROCLAMATIONS / SPECIAL PRESENTATIONS

1. Buddy Poppy Sale Kickoff. 2026 Poppy Queen Mylah Morris will sell the ceremonial first Buddy Poppy to Mayor Robert J. Teich, Jr. marking the start of the annual Buddy Poppy Sale in Owosso.

PUBLIC HEARINGS

None.

CITIZEN COMMENTS

COUNCIL COMMENTS

CONSENT AGENDA

1. Amend Public Hearing Date - 2026-2027 City Budget. Amend the date for the 2026-2027 Proposed Budget public hearing to Monday, May 18 at 6:30p.m. in Council Chambers at City Hall, 301 West Main Street, to receive citizen comment pursuant to Chapter 8 of the City Charter.
Master Plan Implementation Goals: 3.4, 3.6, 3.7, 3.10, 3.13
2. First Reading & Set Public Hearing – Rezoning of 1000 Bradley Street. Conduct first reading and set a public hearing for Monday, May 18, 2026, to receive citizen comment regarding the request from NB Concepts, LLC to rezone the property at 1000 Bradely Street from I-1, Light Industrial, to RM, Multiple Family Residential.

3. Traffic Control Order - Owosso Pride. Approve application from Owosso Pride for the closure of Curwood Castle Drive from Bradley Street to N. Shiawassee Street for the Owosso Pride event on Saturday, May 30, 2026 from 10:00am until 6:00pm and authorize Traffic Control Order No. 1556 formalizing the action.
4. CDBG Round 1 Contractors Quotes - Grant Contractors. Approve CDBG Grant Contractors' quotes in the amount of \$157,901.42 for work performed as a part of a CDBG housing grant and further approve payment to the contractor(s) upon satisfactory completion of the project(s) or portion thereof.
Master Plan Implementation Goals: 1.1, 1.9, 1.13, 6.6
5. Contract Amendment - Lead Assessments Contract. Amend contract with Environmental Testing and Consulting, Inc. for lead assessments as part of a CDBG housing grant adding \$6,750 for follow-up inspections following lead abatement with a new total of \$19,675.00 and further authorize payment to the contractor upon satisfactory completion of the project or portion thereof.
Master Plan Implementation Goals: 1.1, 1.9, 1.13, 6.6
6. Purchase Authorization – Dell PowerEdge Server Equipment. Waive competitive bidding requirements and approve the purchase of Dell PowerEdge server equipment in an amount not to exceed \$13,105.70 via MiDEAL Contract # 071B6600111, to be paid using the State and Local Cybersecurity Grant.
Master Plan Implementation Goals: 3.2, 3.4, 3.8
7. AP Check Register – April 2026. Affirm Accounts Payable check disbursements totaling \$1,605,904.08 for April 1, 2026, to April 30, 2026.
8. Payroll Check Register – April 2026. Affirm Payroll check disbursements totaling \$879,774.37 for the period from April 1, 2026, to April 28, 2026.
9. Warrant No. 666. Authorize Warrant No. 666 as follows:

Vendor	Description	Fund	Amount
Waste Management	Landfill Services	WWTP	\$10,299.34
		Total	\$10,299.34

ITEMS OF BUSINESS

1. Notice of Pecuniary Interest. Enter notice of pecuniary interest on the record for Councilmember Carl Ludington as it relates to proposed contracts with Ludington Electric, Inc. for the month of April 2026.
2. Bid Award – Curwood Castle Restoration. Consider approving a contract with Perrin Construction in the amount of \$163,505 with a contingency of \$32,000 for partial roof replacement, stucco work, plaster repair, electrical improvements, window restoration, replacement of missing slate shingles, gutter repair, and installation of new gutters and further authorize payment to the contractor up to the amount of \$195,505. (2 motions, 1 to have Ludington abstain, 1 to approve contract)
3. Capital Improvement Plan Adoption. Consider adoption of the 2026-2032 Capital Improvement Plan as adopted and recommended by the Planning Commission.
Master Plan Implementation Goals: 3.2, 3.4, 3.6, 3.8, 3.10, 3.11, 3.13
4. Notice of Intent to Issue Revenue Bonds and Right to Referendum - CWSRF Project No. 6034-01. Adopt resolution of Notice of Intent to Issue Revenue Bonds and Right to Referendum thereof for the proposed issuance of bonds to finance 2026 CWSRF Project No. 6034-01 for Waste Water Treatment Plant towers replacement, Sewer collection system analysis (smoke testing), and Future capacity and flow management (flow metering and sediment analysis).
Master Plan Implementation Goals: 3.4, 3.7

5. Notice of Intent to Issue Revenue Bonds and Right to Referendum - DWSRF Project No. 7920-01. Adopt resolution of Notice of Intent to Issue Revenue Bonds and Right to Referendum thereof for the proposed issuance of bonds to finance 2026 DWSRF Project No. 7920-01 for watermain replacements, lead service line replacements, Gute Hill Booster Station rehabilitation, Water Treatment Plant chemistry and Osburn Well rehabilitation.
Master Plan Implementation Goals: 3.4, 3.7

CITIZEN COMMENTS

COUNCIL COMMENTS

CITY MANAGER REPORT

1. Nathan R. Henne, City Manager. City Manager Report – April 2026.
2. Lizzie L. Fredrick, Executive Director, Downtown Development Authority - DDA's market report 2026.

COMMUNICATIONS

1. Ryan E. Suchanek, Utilities Director. 2025 Water Quality Report.
2. Stephen Schlaack, Planning Commission. Letter of resignation.
3. Brad A. Barrett, Finance Director. Revenues & Expenditures Report – April 2026.
4. Owosso Historical Commission. Minutes of April 13, 2026.
5. Parks and Recreation Commission. Minutes of April 22, 2026.
6. Planning Commission. Minutes of April 27, 2026.
7. Owosso Historical Commission. Special Meeting Minutes of April 24, 2026.
8. Carnegie Library Property Committee. Minutes of April 23, 2026.

NEXT MEETING

Wednesday, May 6, 2026 at 6:00 Special Meeting – Budget Workshop
 Monday, May 18, 2026

BOARDS AND COMMISSIONS OPENINGS

Building Board of Appeals – Alternate - term expires June 30, 2026
 Building Board of Appeals – Alternate - term expires June 30, 2027
 Downtown Historic District Commission – term expires June 30, 2027
 Planning Commission – 2 terms expire June 30, 2027
 Planning Commission – term expires June 30, 2028
 Zoning Board of Appeals – Alternate – term expires June 30, 2027
 Zoning Board of Appeals – Alternate – term expires June 30, 2028

ADJOURNMENT

The City of Owosso will provide necessary reasonable auxiliary aids and services, such as signers for the hearing impaired and audio recordings of printed materials being considered at the meeting, to individuals with disabilities at the meeting/hearing upon seventy-two (72) hours notice to the City of Owosso. Individuals with disabilities requiring auxiliary aids or services should contact the City of Owosso by writing, calling, or emailing the following: Owosso City Clerk's Office, 301 West Main Street, Owosso, MI 48867; Phone: (989) 725-0500; Email: city.clerk@ci.owosso.mi.us. The City of Owosso Website address is www.ci.owosso.mi.us.

***PLEASE TAKE NOTICE THAT THE FOLLOWING MEETING
CAN ONLY BE VIEWED VIRTUALLY***

The Owosso City Council will conduct an in-person meeting on May 4, 2026. Citizens may view and listen to the meeting using the following link and phone numbers.

**OWOSSO CITY COUNCIL
Monday, May 4, 2026 AT 6:30 P.M.**

The public joining the meeting via Zoom CANNOT participate in public comment.

- **Join Zoom Meeting:**

<https://us02web.zoom.us/j/82779847292?pwd=IBFmrpYVpBNm9Ung0Or882BjJf7FO1.1>

Meeting ID: 827 7984 7292

Passcode: 848410

One tap mobile

+13126266799,,81130530177#,,,,*017514# US (Chicago)

+16465588656,,81130530177#,,,,*017514# US (New York)

Dial by your location

+1 312 626 6799 US (Chicago)

+1 646 558 8656 US (New York)

+1 301 715 8592 US (Washington DC)

+1 346 248 7799 US (Houston)

+1 669 900 9128 US (San Jose)

+1 253 215 8782 US (Tacoma)

- **For video instructions visit:**

- o Signing up and Downloading Zoom <https://youtu.be/qsy2Ph6kSf8>

- o Joining a Zoom Meeting <https://youtu.be/hlkCmbvAHQQ>

- o Joining and Configuring Audio and Video <https://youtu.be/-s76QHshQnY>

- **Helpful notes for participants:** [Helpful Hints](#)

- **Meeting packets are published on the City of Owosso website** <http://www.ci.owosso.mi.us>

Any person who wishes to contact members of the City Council to provide input or ask questions on any business coming before the Council on December 15, 2025 may do so by calling or e-mailing the City Clerk's Office prior to the meeting at (989)725-0500 or city.clerk@ci.owosso.mi.us. Contact information for individual Council members can be found on the City website at: <http://www.ci.owosso.mi.us/Government/City-Council>

The City of Owosso will provide necessary reasonable auxiliary aids and services, such as signers for the hearing impaired and audio recordings of printed materials being considered at the meeting, to individuals with disabilities at the meeting/hearing upon seventy-two (72) hours notice to the City of Owosso. Individuals with disabilities requiring auxiliary aids or services should contact the City of Owosso by writing, calling, or emailing the following: Owosso City Clerk's Office, 301 West Main Street, Owosso, MI 48867; Phone: (989) 725-0500; Email: city.clerk@ci.owosso.mi.us. The City of Owosso Website address is www.ci.owosso.mi.us.

**CITY OF OWOSSO
REGULAR MEETING OF THE CITY COUNCIL
MINUTES OF APRIL 20, 2026
6:30 P.M.
VIRGINIA TEICH CITY COUNCIL CHAMBERS**

Mayor Teich read aloud a statement recognizing the long and dedicated service of Planning Commission Chairperson Frank Livingston on the occasion of his passing.

PRESIDING OFFICER: MAYOR ROBERT J. TEICH, JR.

OPENING PRAYER: PASTOR KEN HERBRUCK
OWOSSO ASSEMBLY OF GODA

PLEDGE OF ALLEGIANCE: FIRE DEPARTMENT LIEUTENANT DAN MILLER

PRESENT: Mayor Robert J. Teich, Jr., Mayor Pro-Tem Jerome C. Haber, Councilmembers Janae L. Fear, Carl C. Ludington, Emily S. Olson, Rachel M. Osmer, and Christopher D. Owens.

ABSENT: None.

APPROVE AGENDA

Motion by Councilmember Olson to approve the agenda as presented.

Motion supported by Councilmember Osmer and concurred in by unanimous vote.

APPROVAL OF THE MINUTES OF REGULAR MEETING OF APRIL 6, 2026

Motion by Councilmember Owens to approve the Minutes of the Regular Meeting of April 6, 2026 as presented.

Motion supported by Councilmember Ludington and concurred in by unanimous vote.

PROCLAMATIONS / SPECIAL PRESENTATIONS

Promotional Ceremony— Fire Department Employee. Mayor Teich led a ceremony recognizing the promotion of Fire Fighter Dan Miller to Lieutenant. Dan's badge was pinned this evening by his wife Cassy Miller.

Swearing In Ceremony – Fire Department Employee. Mayor Teich led a ceremony to swear in the City's newest firefighter: Austin Ager. Austin's badge was pinned this evening by his girlfriend Brittany Severn.

PUBLIC HEARINGS

CWSRF Project Plan Amendment

Fishbeck Senior Engineer Brian Van Zee gave a presentation detailing the amendment to the plan saying this is an update to the original plan that was submitted in 2022. The amendment includes the construction of an equalization basin at the Wastewater Treatment Plant and a force main to the plant to

eliminate sanitary sewer overflows during wet weather events. The total project cost is estimated at \$30 million. Work will continue on efforts to cut storm water inflow into the sewer system as well.

A public hearing was conducted to receive citizen comment regarding the proposed amendments to the Clean Water State Revolving fund (CWSRF) Project Plan for the 2026 fiscal year.

The following person commented regarding the proposed amendment:

Gary Burk, former Utilities Director, via letter, encouraged Council to support an alternative plan concentrating on rerouting sump pump discharges and residential footing drains to approved storm sewers rather than building a new pump station and force main.

There were no further citizen comments.

Councilmember Osmer asked about the results of the smoke testing. Mr. VanZee indicated that they are still analyzing the data. No smoking guns have been identified to date, though a few storm water basins that are connected directly to the sewer have been discovered.

Former Utilities Director Gary Burk indicated he would like to speak but was initially denied due to the fact the public comment portion of the hearing was over.

Motion by Councilmember Olson to allow former Utilities Director Gary Burk to speak outside the time set aside for public comment.

Motion supported by Councilmember Owens.

Roll Call Vote.

AYES: Mayor Pro-Tem Haber, Councilmembers Ludington, Osmer, Fear, Olson, and Owens.

NAYS: Mayor Teich.

Mr. Burk addressed the Council cautioning them that smoke testing will not detect sump pump discharges and is less than ideal in detecting footing drains depending on ground conditions. He indicated it would be best to eliminate all infiltration if at all possible.

Whereas, the Council, after due and legal notice, has met and having heard all interested parties, motion by Councilmember Osmer that the following resolution be adopted:

RESOLUTION NO. 52-2026

ADOPTING PROJECT PLANNING DOCUMENT AMENDMENT FOR THE CLEAN WATER STATE REVOLVING FUND PROJECT PLAN AND DESIGNATING AN AUTHORIZED PROJECT REPRESENTATIVE

WHEREAS, the City of Owosso recognizes the need to make improvements specific to sanitary sewer overflows and both collections system capacity limits as well as Wastewater Treatment Plant treatment capacity limits; and

WHEREAS, the City of Owosso authorized Fishbeck to prepare a Project Planning Document Amendment, which recommends the improvements including a retention basin and a pump station; and

WHEREAS, said Clean Water State Revolving Fund Project Planning Document Amendment (including retention basin and pump station) was presented at a public meeting held on April 20, 2026, at 6:30 p.m. and all public comments have been considered and addressed.

NOW, THEREFORE BE IT RESOLVED, which the City of Owosso formally adopts said Clean Water State Revolving Fund Project Planning Document Amendment.

BE IT FURTHER RESOLVED, that the Director of Public Services and Utilities, a position currently held by Ryan E. Suchanek, is designated as the authorized representative for all activities associated with the project referenced above, including the submittal of said Project Planning Document Amendment as the first step in applying to the State of Michigan for a revolving fund loan to assist in the implementation of the selected projects.

Motion supported by Councilmember Owens.

Roll Call Vote.

AYES: Councilmembers Olson, Fear, Osmer, Ludington, Owens, Mayor Pro-Tem Haber, and Mayor Teich.

NAYS: None.

Public Hearing – CDBG Housing Grant

Master Plan Implementation Goals: 1.1, 1.9, 1.13, 6.6

Community Development Director Tanya S. Buckelew provided an overview of the housing grant program. The grant being considered tonight is round 4 and involve 32 houses. Work will take place in 2029. She went on to give an update on the other three rounds of grants and made sure to mention that the developer of the Fifth Third building will be providing at least 10% of the cost of their project.

A public hearing was conducted to receive citizen comment regarding the proposed acceptance of Homeowner Rehabilitation Grant in the amount of \$1,475,000 to assist in the improvement of owner-occupied, single-family homes of low-to moderate- income residents.

There were no public comments received prior to or during the meeting.

Motion by Councilmember Ludington to accept the Homeowner Rehabilitation Grant as follows:

RESOLUTION NO. 53-2026

APPROVING A COMMUNITY DEVELOPMENT BLOCK GRANT (CDBG) AGREEMENT BETWEEN THE CITY OF OWOSSO AND THE MICHIGAN STATE HOUSING DEVELOPMENT AUTHORITY (MSHDA) NEIGHBORHOOD HOUSING INITIATIVES DIVISION (NHID)

WHEREAS, the City of Owosso applied for and has been awarded a CDBG Grant totaling \$1,475,000 to assist low- to moderate-income residents; and

WHEREAS, the Homeowner Rehabilitation (HMR) grant is 100% for low- to moderate- income residents who own and occupy a permanent single-family home. The funding is for interior and exterior home improvements to meet code requirements such as roof replacement, windows, plumbing, electrical, mechanical and insulation and aid to the prevention or elimination of slum or blight. This excludes cosmetic only renovations and upgrades; and

WHEREAS, the beneficiaries of this grant will include residents of the City of Owosso with qualified incomes that meet the CDBG requirements; and

WHEREAS, each household can receive up to \$40,000 for improvements; and

WHEREAS, qualification for the HMR program is determined by the application process; and

WHEREAS, the City of Owosso will not be required to match any grant dollars, but will serve as the administrator of the grant, as a pass-through entity for grant funds and will abide by the terms and conditions set forth in the grant agreement; and

WHEREAS, the proposed project is consistent with the City of Owosso's Master Plan Goals; and

WHEREAS, no project costs (CDBG and non CDBG) will be incurred prior to a formal grant award, completion of the environmental review procedures and formal, written authorization to incur costs has been provided by the City's Designated CDBG Specialist; and

WHEREAS, the City Council voted and approved this Resolution on April 20, 2026 to submit the Michigan CDBG Application; and

NOW THEREFORE BE IT RESOLVED by the City Council of the City of Owosso, Shiawassee County, Michigan that:

FIRST: it has heretofore determined that it is advisable, necessary and in the public interest to approve the submission of CDBG grant application to the Michigan State Housing Development Authority Neighborhood Housing Initiatives Division.

SECOND: City Manager Nathan R. Henne and Community Development Director Tanya S. Buckelew are designated as Authorized Signers for said grant with the authority to sign the associated grant application and all attachments, the grant agreement and all amendments, contracts and Payment Requests.

THIRD: Community Development Director Tanya S. Buckelew is designated as the CDBG appointed Grant Administrator for said grant and is authorized to administer associated projects to completion in accordance with the Program Guidelines.

FOURTH: Community Development Director Tanya S. Buckelew is designated as the Certifying Officer for the NEPA Environmental Review.

FIFTH: the CDBG Specific Procurement Policy and Procedure for HMR are hereby approved.

Motion supported by Councilmember Olson.

Roll Call Vote.

AYES: Councilmembers Owens, Olson, Mayor Pro-Tem Haber, Councilmembers Fear, Ludington, Osmer, and Mayor Teich.

NAYS: None.

CITIZEN COMMENTS

None.

COUNCIL COMMENTS

Councilmember Olson said she has had two different residents stop and ask her about the pet ordinance, specifically how the Council arrived at a limit of 3 pets per household. City Manager Henne indicated staff will research the matter and report back.

Councilmember Osmer announced two tree give aways in honor of the nation's 250th birthday on Wednesday, April 22nd from 3:00 – 6:00pm at the DPW garage and Friday, April 24th from 1:00 – 4:00pm at Bentley Park. She further noted that several trees will be planted at Bentley Park in celebration.

CONSENT AGENDA

Motion by Councilmember Owens to approve the Consent Agenda as follows:

Set Public Hearing – 2026-27 City Budget. Set required Public Hearing pursuant to Chapter 8 of the City Charter for Monday, May 4, 2026 at 6:30 p.m. in Council Chambers at City Hall, 301 West Main Street, to receive citizen comment regarding the 2026-2027 Proposed City Budget.

Master Plan Implementation Goals: 3.4, 3.6, 3.7, 3.10, 3.13

Traffic Control Order- Curwood Festival. Authorize application from the Curwood Festival for use of various parking lots and streets from June 3, 2026 at 9:00 a.m. through June 8, 2026 at 6:00 a.m. for the annual Curwood Festival and further authorize Traffic Control Order No. 1553 formalizing the action.

Master Plan Implementation Goals: 4.2, 4.6, 5.9, 5.12

Traffic Control Order - Downtown Owosso Farmers' Market. Approve request from Stephen Schlaack, Market Manager of the Downtown Owosso Farmers Market, for street closures, as noted, every Saturday from May 2, 2026 to October 31, 2026 from 6:00 a.m. until 2:00 p.m. for the annual farmers' market and approve Traffic Control Order No. 1528 formalizing the request.

Master Plan Implementation Goals: 4.2, 4.6, 5.9, 5.12

Boards and Commissions Appointment. Approve the following Mayoral Boards and Commissions appointment:

Name	Board/Commission	Term Expires
Rich Collins	Owosso Historical Commission	12-31-2026

***Change Order – 2025 Well Improvements Project.** Approve Change Order #2 to the 2025 Well Improvements Project contract, increasing the contract amount \$63,198.00 to increase the size of the building footprint and to remove recently discovered asbestos, and further approve payment to the contractor including Change Order No. 2 as follows:

RESOLUTION NO. 54-2026

**AUTHORIZING CHANGE ORDER NO. 2
TO THE CONTRACT BETWEEN THE CITY OF OWOSSO AND
SORENSEN GROSS COMPANY OF FLINT, MICHIGAN
FOR 2025 WELL IMPROVEMENTS PROJECT
FOR WATER SYSTEM IMPROVEMENTS**

WHEREAS, the City of Owosso, Shiawassee County, Michigan, approved a contract with Sorenson

Gross Company, on June 2, 2025 for improvements to its existing water distribution system, known as the 2025 Well Improvements Project, which is a planned and approved 2025 SRF project; and

WHEREAS, the project is now underway, and a change order is necessary to reconcile contract work and supplies to be used.

NOW THEREFORE BE IT RESOLVED by the City Council of the City of Owosso, Shiawassee County, Michigan that:

- FIRST: the City of Owosso has heretofore determined that it is advisable, necessary and in the public interest to amend the 2025 Wells Improvements Project contract with Sorenson Gross Company to increase the contract amount to update contract work and supplies to be used.
- SECOND: the Mayor and City Clerk are instructed and authorized to sign the document substantially in form attached as Change Order No. 2 in the amount of \$63,198.00; an increase to the Contract for Services between the City of Owosso and Sorenson Gross Company revising the total current contract amount from \$1,827,653.00 to \$189,851.00. Additionally, the addition of 150 days to the contract time.
- THIRD: the Accounts Payable department is authorized to pay Sorenson Gross Company for work satisfactorily completed up to the revised contract amount of \$1,890,851.00.
- FOURTH: the above additional expenses of \$63,198.00, are contingent upon EGLE's approval.
- FIFTH: the above expenses shall be paid from the Water Fund, and SRF Bond Funds.

Master Plan Implementation Goals: 3.4, 3.7, 3.8, 6.6

***Change Order – WTP Filters Improvements Project.** Rescind resolution number 77-2025 and approve Change Order #2 to the WTP Filters Improvements Project contract, increasing the contract amount \$2,600.00 to cover a new Builders Risk Policy with their insurance, the addition of 239 days to the contract time, and further approve payment to the contractor including Change Order No. 2 as follows:

RESOLUTION NO. 55-2026

**RESCINDING RESOLUTION NO. 77-2025 AND
AUTHORIZING CHANGE ORDER NO. 2 TO THE CONTRACT BETWEEN
THE CITY OF OWOSSO AND
SORENSEN GROSS COMPANY OF FLINT, MICHIGAN FOR CONSTRUCTION AND
INSTALLATION OF FILTERS FOR USE
AT THE WATER TREATMENT PLANT**

WHEREAS, the City of Owosso, Shiawassee County, Michigan, approved a contract with Sorensen Gross Company, on March 4, 2024 for the construction and installation of the water filters equipment, known as the Water Treatment Plant (WTP) Filters Improvement Project, an approved 2024 SRF planned project; and

WHEREAS, Resolution No. 77-2025 was approved June 16, 2025 authorizing Change Order No. 2 to the contract; and

WHEREAS, it was subsequently discovered that the changes incorporated in Change Order No. 2 had already been accounted for on a change order for a related project; and

WHEREAS, it is necessary to rescind Resolution No. 77-2025 which approved Change Order No. 2 to the

WTP Filters Improvement Project; and

WHEREAS, as the project continues a subsequent change order is necessary to reconcile contract work and supplies to be used.

NOW THEREFORE BE IT RESOLVED by the City Council of the City of Owosso, Shiawassee County, Michigan that:

- FIRST: Resolution No. 77-2025 authorizing Change Order No. 2 to the WTP Filters Improvements Project is hereby rescinded.
- SECOND: the City of Owosso has heretofore determined that it is advisable, necessary and in the public interest to amend the Water Treatment Plant (WTP) Filters Improvement Project contract with Sorensen Gross Company to increase the contract amount to update contract work and supplies to be used.
- THIRD: the Mayor and City Clerk are instructed and authorized to sign the document substantially in form attached as Change Order No. 2 in the amount of \$2,600.00; an increase to the Contract for Services between the City of Owosso and Sorensen Gross Company revising the total current contract amount from \$1,877,089.00 to \$1,879,689.00. Additionally, the addition of 239 days to the contract time.
- FOURTH: the Accounts Payable department is authorized to pay Sorensen Gross Company for work satisfactorily completed up to the revised contract amount of \$1,879,689.00.
- FIFTH: the above additional expenses of \$2,600.00, are contingent upon EGLE's approval.
- SIXTH: the above expenses shall be paid from the Water Fund and SRF Bond Funds.

Master Plan Implementation Goals: 3.4, 3.7

***Contract Approval – Council Chamber Audio/Video System Design.** Approve contract with Simoni Systems, Inc. in the amount of \$1,700.00 to prepare the design documents and specifications for a new Council Chambers audio/video system as follows:

RESOLUTION NO. 56-2026

AUTHORIZATION TO ENGAGE SIMONI SYSTEMS, INC. FOR COUNCIL CHAMBERS AUDIO/VIDEO SYSTEM DESIGN SERVICES

WHEREAS, the City of Owosso is planning improvements to the audio/video systems used in the Council Chambers to better support meetings, presentations, and public participation; and

WHEREAS, before proceeding with equipment procurement and installation, the City requires a professional design package to define system requirements, infrastructure needs, equipment specifications, and bid-ready documentation; and

WHEREAS, Simoni Systems, Inc. of Saginaw, Michigan submitted a proposal dated March 27, 2026 for design services for the City of Owosso Board of Commissioners Meeting Room A/V system; and

WHEREAS, the proposed services include consultation with City technical representatives, budgetary figures, drawings for conduit and AC power requirements, complete equipment specifications including accessories and wiring, and preparation of bid documents; and

WHEREAS, the total cost of the proposed design services is \$1,700.00, as stated in the Simoni Systems proposal; and

WHEREAS, funding for this work will be provided from account no. 101-101-978.000.

NOW, THEREFORE, BE IT RESOLVED by the City Council of the City of Owosso that:

- FIRST: The proposal from Simoni Systems, Inc. dated March 27, 2026 for Council Chambers audio/video system design services is hereby approved.
- SECOND: The engagement of Simoni Systems, Inc. in the amount of \$1,700.00 is hereby authorized.
- THIRD: The Mayor and City Clerk are hereby authorized and directed to sign the letter of intent and any other documents necessary to proceed with the design services consistent with this resolution.
- FOURTH: The Finance Director is authorized to issue payment in accordance with the approved proposal and standard municipal purchasing procedures.

Master Plan Implementation Goals: 3.2, 3.4, 3.8

***CDBG Round 1 Contractors Quotes - Grant Contractors.** Approve Round #2 of CDBG Grant Contractors' quotes in the amount of \$117,435.30 as part of a CDBG housing grant and further authorize payment to the contractor(s) upon satisfactory completion of the project(s) or portion thereof as follows:

RESOLUTION NO. 57-2026

**APPROVING CDBG ROUND 1
CONTRACTORS' QUOTES #2 FOR INTERIOR AND EXTERIOR HOME IMPROVEMENTS**

WHEREAS, the City of Owosso received a CDBG Grant in the amount of \$926,300 for interior and exterior home improvements; and

WHEREAS, the homeowners sought out quotes from local general contractors; and

WHEREAS, the homeowners selected the lowest, responsive quote and wish to proceed with their interior and exterior home improvements; and

NOW THEREFORE BE IT RESOLVED by the City Council of the City of Owosso, Shiawassee County, Michigan that:

- FIRST: it has heretofore determined that it is advisable, necessary and in the public interest to approve Contractors' Quotes #2 for CDBG Grant NDD-2023-37-CDG in the amount of \$117,435.30.
- SECOND: the City Manager and the Community Development Director, having been previously designated as authorized signers for the grant, are instructed and authorized to sign homeowner and contractor contracts.
- THIRD: the Accounts Payable department is authorized to pay as follows:

<u>CLE Construction</u>	
N Oak St.	\$18,000.00

Keyes Quality Construction

River St .	\$37,269.05
E. Mason St.	\$24,475.00
Frederick St.	\$37,691.25

FOURTH: the above expenses shall be paid from the Housing & Redevelopment Fund 254-200-818.000 CDBGHRGP24.

Master Plan Implementation Goals: 1.1, 1.9, 1.13, 6.6

***Service Agreement - Website RFP Award and Service Agreement.** Approve service agreement with Revize Software Systems (Revize, LLC.) to provide website redesign in the amount of \$17,700.00 for initial project costs, plus \$3,400.00 annually for content management services and further approve payment to Revize Software Systems as follows:

RESOLUTION NO. 58-2026

EXECUTE A PROFESSIONAL SERVICES AGREEMENT WITH REVIZE SOFTWARE SYSTEMS FOR WEBSITE REDESIGN AND CONTENT MANAGEMENT SERVICES

WHEREAS, the City of Owosso, Shiawassee County, Michigan, recognizes the need to modernize its municipal website to improve public access to city services, enhance transparency, and meet current standards for accessibility and usability; and

WHEREAS, the City of Owosso issued a Request for Proposals for website redesign and content management services and received eleven (11) qualified submittals, which were evaluated by a five-member review committee using a standardized scoring matrix; and

WHEREAS, it is hereby determined that Revize LLC achieved the highest combined score among all submittals and is qualified to provide website redesign and content management services to the City of Owosso; and

WHEREAS, the City Manager has negotiated a Professional Services Agreement with Revize Software Systems, dated April 20, 2026, in the amount of \$17,700.00 for the one-time project cost, plus \$3,400.00 annually for hosting, support, and CMS licensing, which is now presented for City Council approval.

NOW THEREFORE BE IT RESOLVED by the City Council of the City of Owosso, Shiawassee County, Michigan that:

- FIRST: the City of Owosso has determined that it is advisable, necessary, and in the public interest to engage Revize LLC dba Revize Software Systems for website redesign and content management services.
- SECOND: the Professional Services Agreement with Revize LLC dba Revize Software Systems, dated April 20, 2026, in the amount of \$17,700.00 (one-time project cost) plus \$3,400.00 annually, is hereby approved in the form attached hereto as Exhibit A.
- THIRD: the Mayor and City Clerk are hereby authorized to execute the agreement on behalf of the City of Owosso.
- FOURTH: the Accounts Payable department is authorized to pay the contractor \$21,100.00 in year one of the contract and \$3,400.00 per year thereafter.
- FIFTH: the above expenses shall be paid from the General Fund, 101.228.818.000.

Warrant No. 665. Authorize Warrant No. 665 as follows:

Vendor	Description	Fund	Amount
Waste Management	WWTP Refuse Disposal Services	WWTP	\$13,685.53
Owosso Charter Township	Quarterly Payment per 2011 Water Agreement	Water	\$22,537.58
Caledonia Charter Township	Quarterly Payment per 2006 Water Agreement	Water	\$55,874.13
		Total	\$92,097.24

Motion supported by Councilmember Ludington.

Roll Call Vote.

AYES: Councilmembers Ludington, Osmer, Mayor Pro-Tem Haber, Councilmembers Owens, Fear, Olson, and Mayor Teich.

NAYS: None.

ITEMS OF BUSINESS

Contract Approvals – Ludington Electric, Inc

Motion by Councilmember Fear to allow Councilmember Ludington to abstain from the succeeding vote due to financial interest.

Motion supported by Councilmember Olson.

Roll Call Vote.

AYES: Councilmembers Owens, Olson, Osmer, Fear, Mayor Pro-Tem Haber, and Mayor Teich.

NAYS: None.

Councilmember Ludington left the room at 7:15 p.m.

Motion by Councilmember Owens to reiterate acknowledgement of the pecuniary interest of Councilmember Ludington in the contract(s) in question and consider approval of \$240.00 in contracts with Ludington Electric, Inc. for the period of March 2025 as follows:

STATEMENT REGARDING BUSINESS DEALINGS WITH THE CITY

Per Owosso City Charter Section 14.4 and Michigan Public Act 317 of 1968, as amended

I, Carl Ludington, being an officer of the City of Owosso, do hereby declare a pecuniary interest in the following proposed contract(s) with the City of Owosso as described as:

PO NUMBER	DEPT.	VENDOR	DESCRIPTION	AMOUNT
000047705	862	LUDINGTON ELECTRIC, INC.	BENTLEY SPLASH PAD ELECTRIC DISCONNECT	120.00
000047717	862	LUDINGTON ELECTRIC, INC.	INSTALL NEW TIME CLOCK FOR DOWNTOWN LIGHTS	120.00
				\$ 240.00

For the Period of: March 2026
Vendor: Ludington Electric, Inc
Total Amount: \$ 240.00

Motion supported by Councilmember Olson.

Roll Call Vote.

AYES: Councilmember Osmer, Olson, Mayor Pro-Tem Haber, Councilmembers Fear, Owens, and Mayor Teich.

NAYS: None.

Councilmember Ludington returned to the room at 7:16 p.m.

Consumers Easement – 1000 Bradley Street

Motion by Councilmember Olson to approve a 12' easement on the City-owned parcel at 1000 Bradley Street for the construction, operation, and maintenance of electric facilities as follows:

RESOLUTION NO. 59-2026

**GRANTING A PERMANENT EASEMENT FOR ELECTRIC FACILITIES
TO CONSUMERS ENERGY AT 1000 BRADLEY STREET**

WHEREAS, Consumers Energy desires to install electric facilities on/under the City owned parcel 050-660-008-001-00 (1000 Bradley St) to provide electrical service to the new residential build at 1000 Bradley Street; and

WHEREAS, Consumers Energy has requested the City grant a permanent easement to allow for construction, operation, maintenance, and inspection of said facilities; and

WHEREAS, City staff has reviewed the request, concurs with the proposed location; and

WHEREAS, the city of Owosso is willing to grant a permanent easement, described as Exhibit B, for that portion of parcel number 050-660-008-001-00, described as Exhibit A, of the easement agreement.

NOW THEREFORE BE IT RESOLVED by the City Council of the City of Owosso, Shiawassee County, Michigan that:

FIRST: The city of Owosso has determined that it is advisable, necessary and in the public interest to grant a permanent easement as outlined by the terms set forth in the attached Easement for Electric Facilities between the city of Owosso and Consumers Energy.

SECOND: The Mayor and City Clerk are instructed and authorized to execute said easement documents.

EXHIBIT A

Owner's Land

Part of the Southwest 1/4 of Section 13, Town 7 North, Range 2 East, described as: Block 8 of A.L. and B.O. Williams Addition to the City of Owosso and the West 16.00 feet of North Lyons Street adjoining Lot

8, and the North 1/2 of the closed portion of West Bradley Street West of the Northwest corner of Lot 13 of A.L. and B.O. Williams Addition to the City of Owosso, according to the plat thereof, Shiawassee County Records.

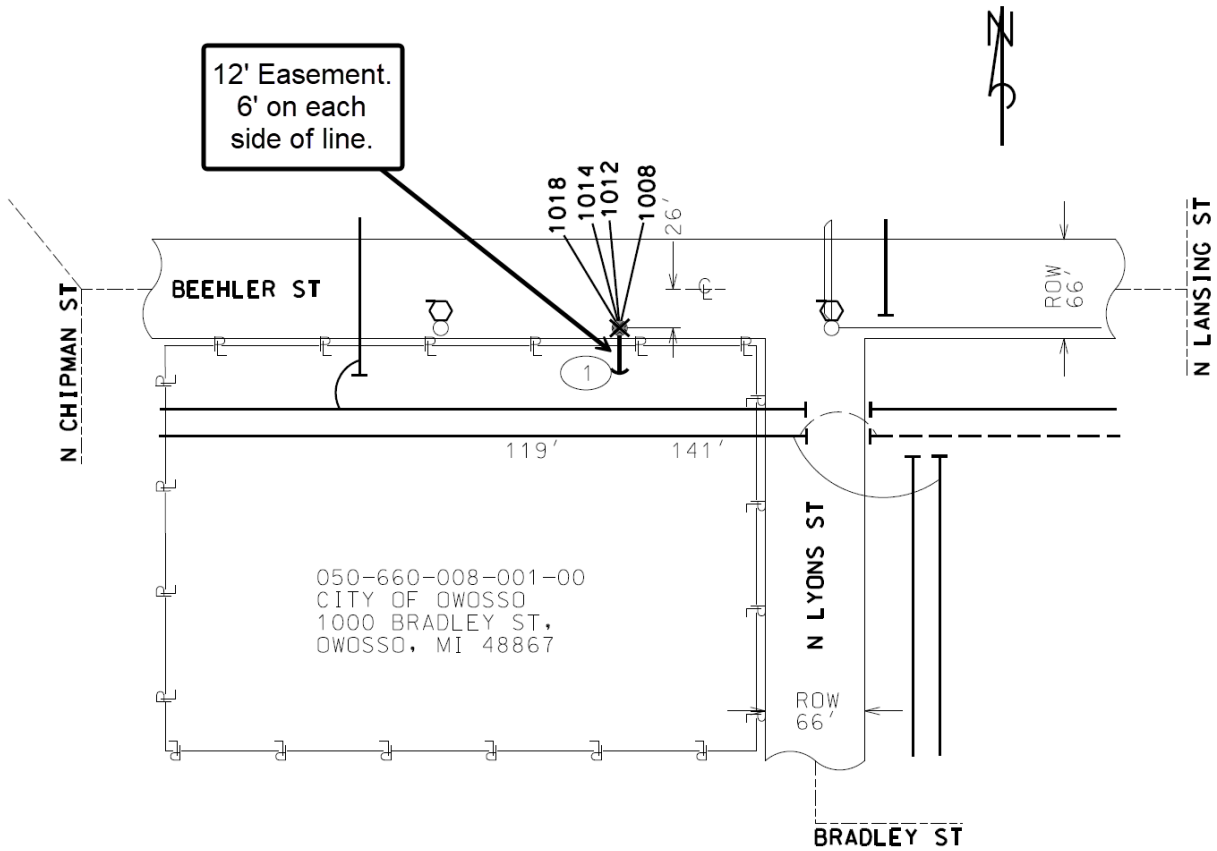
Also known as: 1000 Bradley Street, Owosso, Michigan 48867

Parcel ID: 050-660-008-001-00

EXHIBIT B

Easement Area

A 12.00-foot-wide strip of land, being 6.00 feet on each side of the facilities of the line constructed on Owner's Land, the facilities to be located approximately as shown in the attached drawing.



Motion supported by Mayor Pro-Tem Haber.

Roll Call Vote.

AYES: Mayor Pro-Tem Haber, Councilmembers Owens, Olson, Fear, Ludington, Osmer, and Mayor Teich.

NAYS: None.

Funds Advance – Splash Pad

Motion by Councilmember Olson authorizing the transfer of \$160,000.00 from the General Fund to the Parks Millage Fund for the period of one year at 0% interest for the construction of the splash pad, to be reimbursed by the voter approved millage as follows:

RESOLUTION NO. 60-2026

AUTHORIZE A FUND ADVANCEMENT BETWEEN THE PARKS MILLAGE FUND AND THE GENERAL FUND

WHEREAS, the City of Owosso, Shiawassee County, has a Parks and Recreation Commission requiring the purchase of a splash pad; and

WHEREAS, the splash pad will be paid for from the City of Owosso Parks Millage Fund in the amount of \$166,046.00; and

WHEREAS, the city's General Fund will cover the splash pad expenses with the understanding that the Parks Millage Fund will pay back the General Fund with voter approved millage taxes.

NOW THEREFORE BE IT RESOLVED by the City Council of the City of Owosso, Shiawassee County, Michigan that:

FIRST: it has heretofore been determined that it is advisable, necessary and in the public interest for the City Council to authorize a fund advancement between the General Fund and Parks Millage Fund.

SECOND: it has heretofore been determined that it is advisable, necessary and in the public interest for the City of Owosso to pay an advancement between the General Fund and Parks Millage Fund in the amount of \$160,000.00.

SECOND: the advancement term will be one year (2026-2027).

THIRD: there will be no interest charge for this long-term advancement.

Motion supported by Councilmember Ludington.

Roll Call Vote.

AYES: Councilmembers Owens, Ludington, Fear, Osmer, Olson, Mayor Pro-Tem Haber, and Mayor Teich.

NAYS: None.

***Grant Agreement - AMI250 Grant Agreements**

Master Plan Implementation Goals: 1.17, 1.19, 4.3, 4.16, 5.1, 5.9

City Manager Nathan R. Henne explained that the Lebowsky Center cannot directly apply for AMI grants, they need a municipality as a pass-through entity which the City is happy to do. Grant funds will be used to rehabilitate the stage area of the theater.

Motion by Councilmember Olson to approve an American 250 Michigan Grant Agreement of \$50,000 and subgrantee agreement assigning the project obligations to The Lebowsky Center as follows:

RESOLUTION NO. 61-2026

AUTHORIZING EXECUTION OF THE AMERICA 250 MICHIGAN GRANT AGREEMENT AND SUBGRANTEE AGREEMENT WITH THE LEBOWSKY CENTER

WHEREAS, the City of Owosso has been awarded a \$50,000 grant (with a \$15,000 required match) from the Michigan Department of Natural Resources under the America 250 Michigan Grant Program (PA 121 of 2024) for the Preservation and Modernization of the People's Stage at the Lebowsky Center; and

WHEREAS, the Lebowsky Center owns and operates the project site, and the City desires to enter into a Subgrantee Agreement to pass through grant funds and assign applicable project obligations; and

WHEREAS, the City Council finds execution of both agreements advisable, necessary, and in the public interest;

NOW THEREFORE BE IT RESOLVED by the City Council of the City of Owosso, Shiawassee County, Michigan that:

FIRST: the mayor and city clerk are instructed and authorized to execute the America 250 Michigan Project Grant Agreement with the Michigan Department of Natural Resources, substantially in the form presented, in the amount of \$50,000.

SECOND: the mayor and city clerk are instructed and authorized to execute the Subgrantee Agreement with the Lebowsky Center, substantially in the form presented, passing through grant funds and assigning project obligations consistent with the State Grant Agreement.

Motion supported by Councilmember Ludington.

Roll Call Vote.

AYES: Councilmembers Ludington, Osmer, Olson, Fear, Owens, Mayor Pro-Tem Haber, and Mayor Teich.

NAYS: None.

Closed Session

Motion by Councilmember Ludington to authorize holding a closed session at the conclusion of the second session of Council Comments to conduct the City Manager's annual evaluation at the request of the employee and in compliance with MCL 15.268(a).

Motion supported by Councilmember Owens.

Roll Call Vote.

AYES: Councilmembers Fear, Osmer, Olson, Owens, Mayor Pro-Tem Haber, Councilmember Ludington, and Mayor Teich.

NAYS: None.

CITIZEN COMMENTS

None.

COUNCIL COMMENTS

Councilmember Olson thanked the City Manager for the report on the Council's goal setting session. She said she saw lots of comments about beautification and is excited to hear what staff might suggest to fulfill these goals. Lastly, she asked if the HDC would have objections to murals on downtown buildings. City Manager Henne said the HDC has expressed its support for public art and would not necessarily be opposed to murals.

ADJOURNED TO CLOSED SESSION AT 7:27 P.M.

RETURNED FROM CLOSED SESSION AT 8:06 P.M.

Minutes Approval – Closed Session of December 15, 2025

Motion by Councilmember Olson to approve the minutes of the closed session held December 15, 2025 as presented.

Motion supported by Councilmember Osmer and concurred in by unanimous vote.

Motion by Councilmember Osmer to request more information from HR regarding city manager salary and benefits from other communities.

COMMUNICATIONS

- Nathan Henne, City Manager. Council Goal Setting Report.
- Tanya S. Buckelew, Planning & Building Director. April 2026 Building Department Report.
- Tanya S. Buckelew, Planning & Building Director. April 2026 Code Violations Report.
- Tanya S. Buckelew, Planning & Building Director. March 2026 Inspections Report.
- Tanya S. Buckelew, Planning & Building Director. March 2026 Rental Report.
- Tanya S. Buckelew, Planning & Building Director. March 2026 Certificates Issued Report.
- Kevin D. Lenkart, Public Safety Director. March 2026 Police Report.
- Kevin D. Lenkart, Public Safety Director. March 2026 Parking Citation Report.
- Kevin D. Lenkart, Public Safety Director. March 2026 Fire Report.
- Quarterly Utility Billing Delinquent and Shut off Statistics. October – December 2025.

NEXT MEETING

Monday, May 4, 2026

BOARDS AND COMMISSIONS OPENINGS

- Building Board of Appeals – Alternate - term expires June 30, 2026
- Building Board of Appeals – Alternate - term expires June 30, 2027
- Downtown Historic District Commission – term expires June 30, 2027
- Planning Commission – term expires June 30, 2027
- Zoning Board of Appeals – Alternate – term expires June 30, 2027
- Zoning Board of Appeals – Alternate – term expires June 30, 2028

ADJOURNMENT

Motion by Councilmember Olson for adjournment at 8:09 p.m.

Motion supported by Councilmember Owens and concurred in by unanimous vote.

Robert J. Teich, Jr., Mayor

Amy K. Kohagen, City Clerk

*Due to their length, text of marked items is not included in the minutes. Full text of these documents is on file in the Clerk's Office.



MEMORANDUM

301 W MAIN ST • OWOSSO, MICHIGAN 48867-2958 • WWW.CI.OWOSSO.MI.US

DATE: April 29, 2026

TO: Mayor Teich and the Owosso City Council

FROM: Amy K. Kohagen, City Clerk

SUBJECT: Amending Budget Public Hearing Date

RECOMMENDATION:

I recommend amending the public hearing date on the 2026-2027 Recommended Budget from May 4, 2026 to May 18, 2026.

BACKGROUND:

The public hearing for the 2026-2027 Recommended Budget was originally scheduled for Monday, May 4, 2026. Staff recommends amending the public hearing date to Monday, May 18, 2026 to allow the Council to hold its budget workshop prior to the hearing.

FISCAL IMPACTS:

None.



MEMORANDUM

301 W. MAIN ▪ OWOSSO, MICHIGAN 48867-2958 ▪ WWW.CI.OWOSSO.MI.US

DATE: April 28, 2026

TO: Mayor Teich and the Owosso City Council

FROM: Tanya S. Buckelew, Community Development Director

SUBJECT: Rezoning Request 1000 Bradley St Recommendation and Setting the Public Hearing

RECOMMENDATION:

The Planning Commission recommends amending the zoning ordinance to rezone the following parcel:

Parcel Address	Parcel Number	Current Zoning	Proposed Zoning
1000 Bradley Street	050-660-008-001-00	I-1 Light Industrial	RM Multiple Family Residential

The City Council is required to hold a Public Hearing prior to approving or not approving the rezoning request to amend the zoning ordinance. The Public Hearing shall be scheduled for Monday, May 18, 2026 at 6:30 pm.

BACKGROUND:

The City is in receipt of a rezoning request from NB Concepts LLC to rezone the above listed parcel. The proposed use is 40 single family residential units.

The Planning Commission, after mailing notices and holding a public hearing, voted at its regular meeting on April 27, 2026, to recommend that City Council approve the rezoning request.

FISCAL IMPACTS: None

RESOLUTION NO.

**AUTHORIZING FIRST READING & SETTING A PUBLIC HEARING
TO AMEND CHAPTER 38, ZONING, OF THE CODE OF ORDINANCES
TO REZONE ONE PARCEL OF REAL PROPERTY AT 1000 BRADLEY STREET
AND AMEND THE ZONING MAP**

WHEREAS, the City of Owosso adopted a Master Plan in 2021 which includes a future land use plan; and

WHEREAS, the City of Owosso received a request from NB Concepts LLC, potential buyers of the property located at 1000 Bradley Street, parcel #050-660-008-001-00, to rezone the parcel from I-1, Light Industrial to RM, Multiple Family Residential; and

WHEREAS, the Planning Commission published and mailed notices for this request, held a public hearing on the request, and deliberated on the request; and

WHEREAS, the Planning Commission finds that the requested rezoning does meet the intent and criteria for a zoning amendment as it relates to the Master Plan and Zoning Ordinance; and

WHEREAS, the Planning Commission, without reservations, recommends the rezoning of the following parcel; and

WHEREAS, City Staff recommends, without reservations, the rezoning of the following parcel:

Parcel Address	Parcel Number	Current Zoning	Proposed Zoning
1000 Bradley Street	050-660-008-001-00	I-1 Light Industrial	RM Multiple Family Residential

And

WHEREAS, a public hearing by the City Council is required before any such ordinance amendment can be approved or denied.

NOW THEREFORE BE IT RESOLVED THAT THE CITY OF OWOSSO ORDAINS:

SECTION 1. OFFICIAL ZONING MAP AMENDMENT. That Chapter 38, Zoning, Sec. 38-27, *Zoning Districts and Map*, is proposed to reflect the following changes, to be noted on the official map and filed with the city clerk:

Parcel Address	Parcel Number	Current Zoning	Proposed Zoning
1000 Bradley Street	050-660-008-001-00	I-1 Light Industrial	RM Multiple Family Residential

SECTION 2. PUBLIC HEARING. A public hearing is set for Monday, May 18, 2026 at 6:30 p.m. in the City Hall Council Chambers for the purpose of hearing citizen comment regarding the proposed ordinance amendment.

SECTION 3. NOTICE. Council hereby directs staff to supply a public notice concerning the rezoning to a newspaper of general circulation within the city.

SECTION 4. AVAILABILITY. This ordinance may be purchased or inspected in the city clerk's office, Monday through Friday between the hours of 9:00 a.m. and 5:00 p.m.

**CITY OF OWOSSO
OFFICIAL NOTICE OF PUBLIC HEARING FOR
PROPOSED ZONING MAP AMENDMENT
1000 BRADLEY STREET**

A public hearing will be held on Monday, May 18, 2026 at or about 6:30 pm to receive citizen comment regarding a requested amendment to Chapter 38, Zoning, Article 3, Zoning Districts and Map, Section 38-72 of the Code of the City of Owosso. The proposed ordinance is intended to change the zoning of the following property:

Parcel Address	Parcel Number	Current Zoning	Proposed Zoning
1000 Bradley Street	050-660-008-001-00	I-1 Light Industrial	RM Multiple Family Residential

A map detailing the area subject to the rezoning and the current zoning ordinance is available in the city clerk's office, located at 301 W. Main Street or on the City's website at www.ci.owosso.mi.us.

Written comments may be submitted to the City Clerk's Office at City Hall, 301 W. Main Street, Owosso, MI 48867 or to city.clerk@ci.owosso.mi.us prior to the meeting. Verbal comments may be recorded on the City Council voicemail at 989-725-0596 or made at the meeting.

Questions regarding this case should be directed to: Tanya S. Buckelew, Community Development Director, 989-725-0540, tanya.buckelew@ci.owosso.mi.us

Amy K. Kohagen, CMC
Owosso City Clerk

The City of Owosso will provide necessary reasonable auxiliary aids and services, such as signers for the hearing impaired and audio tapes of printed materials being considered at the meeting, to individuals with disabilities at the meeting/hearing upon seventy-two (72) hours' notice to the City of Owosso. Individuals with disabilities requiring auxiliary aids or services should contact the City of Owosso by writing or calling City Clerk, 301 W. Main St, Owosso, MI 48867 (989) 725-0500. Website address is www.ci.owosso.mi.us

Publish: May 7, 2026



301 W. MAIN • OWOSSO, MICHIGAN 48867-2958 • (989) 725-0599 • FAX (989) 723-8854

MEMORANDUM

DATE: April 22, 2026
TO: City Council
FROM: Kevin Lenkart
Director of Public Safety
RE: Traffic Control Order # 1556

Owosso Pride has requested the closure of Curwood Drive from Bradley Street to N. Shiawassee St. The closure would be on May 30, 2026 from 10:00 am to 6:00 pm.

The closure would provide more room for food trucks to park near the park and allow for safer passage of pedestrians walking to the event.

The Public Safety Department recommends approval of Traffic Control Order No. 1556.

CITY OF OWOSSO

TRAFFIC CONTROL ORDER

(SECTION 2.53 UNIFORM TRAFFIC CODE)

ORDER NO.	DATE	TIME
1556	4-22-2026	10:00 am

REQUESTED BY
Kevin Lenkart – Director of Public Safety

TYPE OF CONTROL
Street Closure

LOCATION OF CONTROL
Closure of Curwood Drive from Bradley Street to N. Shiawassee St.

DATE:
May 30, 2026 from 10:00 am to 6:00 pm.

TRAFFIC CONTROL:
Closure of Curwood Drive from Bradley St. to N. Shiawassee St.

APPROVED BY COUNCIL
_____, 20 ____

REMARKS



APPLICATION FOR USE OF CITY STREETS & PARKING LOTS FOR SPECIAL EVENTS

202 S. WATER STREET · OWOSSO, MICHIGAN 48867-2958 · (989) 725-0580 · FAX 725-0528

This application, plus all required documentation and fees shall be submitted to the Public Safety Department at least thirty (30) days and not more than one hundred twenty (120) days prior to the first day of the requested event, with 2 exceptions:

- 1. Applicants requiring the issuance of a conditional use permit as required by Sec. 38-504(4)(b), shall submit a complete application at least ninety (90) days prior to the event.
2. Applicants requesting the use of a state trunkline shall submit a complete application at least forty-five (45) days prior to the event.

Event Name: _____

Applicant Name: _____ Date: _____
(Individual or Group Name)

Primary Contact: _____ Title: _____

Address: _____

Phone: _____ Email: _____

Requested Date(s): _____ Requested Hours: _____
(Including set-up and clean-up)

Area Requested (Parking Lot - Parade Route): _____

Detailed description of the use for which the request is made: _____

Please attach the following items and mark the corresponding checkbox indicating their inclusion. See back for detailed descriptions of each item:

- Executed Hold Harmless Agreement
Map of the Event Area with Event location highlighted
Rules or policies applicable to persons participating in proposed event
Proof of Insurance
or
Request for Insurance Waiver
Application Fee

Continued on back...

INDEMNIFICATION AND HOLD HARMLESS AGREEMENT. In consideration of the granting of permission by the City of Owosso to the Applicant for the use of facilities set forth above, Applicant shall indemnify, defend and hold harmless the City of Owosso, their officials, employees, agents, professionals and volunteers, collectively ("CITY") from and against any and all claims, losses, penalties, damages, settlements, costs, charges, professional fees (including attorneys' fees and related costs) and/or other expenses or liabilities of any nature whatsoever including, without limitation, the investigation and defense of any claims, arising out of or resulting from the conduct of the activities for which this application is made, and for the use of the facilities and any other facilities which are employed by the Applicant, or their guests, during the period for which the facilities requested are used, provided that any such claim, damage, loss, or expense (a) is attributable to bodily injury, sickness, disease or death, or to injury or to destruction of tangible property including the loss of the use resulting there from, and (b) is caused in whole or in part by any negligent act or omission of the Applicant, or anyone directly or indirectly employed by them, or anyone for whose acts they may be liable, regardless of whether it is caused in part by a party indemnified hereunder.

The Applicant certifies that s/he has read and examined this application and that all information contained herein is true and correct. Applicant agrees to observe all City ordinances, laws and/or conditions imposed.

Applicant Signature: Erica Mattson Date: _____

Information Regarding Required Documents

Map of the Event Area – Map showing the general area where the event will be located. The exact event location /event route must be highlighted and the locations requiring barricades for the requested street/lot closure must be clearly marked.

Rules or policies - Rules and policies applicable to events and activities organized in such a manner as to constitute an invitation to members of the general public to participate in the event or activity shall comply with all applicable local, state and federal laws and regulations and shall include, at a minimum, a process for appealing decisions that have the effect of denying participation or imposing limitations on participation beyond those generally applicable to all other participants.

Proof of Insurance – A Certificate of Insurance and Endorsement acceptable to the City evidencing General Liability insurance for the event in the minimum amount of \$1,000,000 per occurrence. Coverage shall be endorsed to name the City of Owosso as additional insured and be primary and non-contributory to any other insurance the City has.

or

Request for Insurance Waiver - The City Council may waive the insurance requirement if it determines that insurance coverage is unavailable or cannot be obtained at a reasonable cost and the event or activity is in the public interest or fulfills a legitimate and recognized public purpose. Check box if you are requesting waiver of insurance.

Applicants must indicate whether they are providing proof of insurance or requesting an insurance waiver. Request for a waiver in no way guarantees a waiver will be granted.

Application Fee – Fee set by resolution of City Council to offset a portion of the costs related to the processing of special events applications.

- \$30 Application (30-120 days prior to 1st day of event) Additional: _____
- \$50 Additional MDOT Closure (M-21, M-71, M-52) Additional: _____
- \$15 Additional-Expedited Fee (14-29 days prior to 1st day of event) Additional: _____

\$ _____ Total Due at Time of Application. Please make check payable to: City of Owosso.

.....
Do Not Write Below This Line - For Officials Use Only

Approved Not Approved Date: _____ Traffic Control Order Number _____

Copy of Rules & Regulations provided to Applicant

Cc: DDA – Director; WCIA – Chairperson



Saturday, June 28th
1pm - 5pm

**Owosso Pride 2025
Vendor Arrival Map**
Curwood Castle Park
224 Curwood Castle Drive



Questions? Contact Erica
events@owossopride.org



Owosso Pride 2025 Vendor Map
 Curwood Castle Park
 224 Curwood Castle Drive



Questions? Contact Erica
 events@owosopride.org



Saturday, June 28th
 1pm - 5pm

Foot Traffic Flow

10' x 10' Vendor Spot
 White Stripe = Front

Food Truck/Trailer Parking
 White Stripe = Front

46	35	34
45	36	33
44	37	32
43	38	31
42	39	30
41	40	29



Youth Area & Tent

Tent w/
 Tables

CURWOOD CASTLE DR

DO
 NOT
 BLOCK

CURWOOD CASTLE DR

Tables
 Owosso
 Pride
 Tent

SHIAWASSEE RIVER

26	22
25	21
24	20

12	11	10	9
16	15	14	13

23	8	7
19	18	17

P Vendor
 Parking

Entertainment
 Viewing Area

Entert.
 Tent





CERTIFICATE OF LIABILITY INSURANCE

DATE (MM/DD/YYYY)

4/7/2026

THIS CERTIFICATE IS ISSUED AS A MATTER OF INFORMATION ONLY AND CONFERS NO RIGHTS UPON THE CERTIFICATE HOLDER. THIS CERTIFICATE DOES NOT AFFIRMATIVELY OR NEGATIVELY AMEND, EXTEND OR ALTER THE COVERAGE AFFORDED BY THE POLICIES BELOW. THIS CERTIFICATE OF INSURANCE DOES NOT CONSTITUTE A CONTRACT BETWEEN THE ISSUING INSURER(S), AUTHORIZED REPRESENTATIVE OR PRODUCER, AND THE CERTIFICATE HOLDER.

IMPORTANT: If the certificate holder is an ADDITIONAL INSURED, the policy(ies) must have ADDITIONAL INSURED provisions or be endorsed. If SUBROGATION IS WAIVED, subject to the terms and conditions of the policy, certain policies may require an endorsement. A statement on this certificate does not confer rights to the certificate holder in lieu of such endorsement(s).

PRODUCER Jacobs Insurance Agency, Inc. 2021 E Main St Owosso MI 48867	CONTACT NAME: PHONE (A/C. No. Ext): 989-725-7117	FAX (A/C. No.): 989-720-7120
	E-MAIL ADDRESS: insureme@jacobsins.com	
INSURER(S) AFFORDING COVERAGE		NAIC #
License#: 959573 OWOSPRI-01	INSURER A: SECURA INSURANCE	22543
INSURED Owosso Pride Inc 1215 Corunna Ave Owosso MI 48867	INSURER B:	
	INSURER C:	
	INSURER D:	
	INSURER E:	
	INSURER F:	

COVERAGES

CERTIFICATE NUMBER: 1544856711

REVISION NUMBER:


THIS IS TO CERTIFY THAT THE POLICIES OF INSURANCE LISTED BELOW HAVE BEEN ISSUED TO THE INSURED NAMED ABOVE FOR THE POLICY PERIOD INDICATED. NOTWITHSTANDING ANY REQUIREMENT, TERM OR CONDITION OF ANY CONTRACT OR OTHER DOCUMENT WITH RESPECT TO WHICH THIS CERTIFICATE MAY BE ISSUED OR MAY PERTAIN, THE INSURANCE AFFORDED BY THE POLICIES DESCRIBED HEREIN IS SUBJECT TO ALL THE TERMS, EXCLUSIONS AND CONDITIONS OF SUCH POLICIES. LIMITS SHOWN MAY HAVE BEEN REDUCED BY PAID CLAIMS.

INSR LTR	TYPE OF INSURANCE	ADDL INSD	SUBR WVD	POLICY NUMBER	POLICY EFF (MM/DD/YYYY)	POLICY EXP (MM/DD/YYYY)	LIMITS	
A	<input checked="" type="checkbox"/> COMMERCIAL GENERAL LIABILITY <input type="checkbox"/> CLAIMS-MADE <input checked="" type="checkbox"/> OCCUR GEN'L AGGREGATE LIMIT APPLIES PER: <input checked="" type="checkbox"/> POLICY <input type="checkbox"/> PRO-JECT <input type="checkbox"/> LOC OTHER:	Y		CP3457636	4/1/2026	4/1/2027	EACH OCCURRENCE	\$ 1,000,000
							DAMAGE TO RENTED PREMISES (Ea occurrence)	\$ 250,000
							MED EXP (Any one person)	\$
							PERSONAL & ADV INJURY	\$ 1,000,000
							GENERAL AGGREGATE	\$ 2,000,000
							PRODUCTS - COMP/OP AGG	\$
								\$
	AUTOMOBILE LIABILITY <input type="checkbox"/> ANY AUTO <input type="checkbox"/> OWNED AUTOS ONLY <input type="checkbox"/> SCHEDULED AUTOS <input type="checkbox"/> HIRED AUTOS ONLY <input type="checkbox"/> NON-OWNED AUTOS ONLY						COMBINED SINGLE LIMIT (Ea accident)	\$
							BODILY INJURY (Per person)	\$
							BODILY INJURY (Per accident)	\$
							PROPERTY DAMAGE (Per accident)	\$
								\$
	UMBRELLA LIAB <input type="checkbox"/> OCCUR EXCESS LIAB <input type="checkbox"/> CLAIMS-MADE DED <input type="checkbox"/> RETENTION \$						EACH OCCURRENCE	\$
							AGGREGATE	\$
								\$
	WORKERS COMPENSATION AND EMPLOYERS' LIABILITY ANY PROPRIETOR/PARTNER/EXECUTIVE OFFICER/MEMBER EXCLUDED? (Mandatory in NH) If yes, describe under DESCRIPTION OF OPERATIONS below	Y/N	N/A				PER STATUTE	OTHER
							E.L. EACH ACCIDENT	\$
							E.L. DISEASE - EA EMPLOYEE	\$
							E.L. DISEASE - POLICY LIMIT	\$

DESCRIPTION OF OPERATIONS / LOCATIONS / VEHICLES (ACORD 101, Additional Remarks Schedule, may be attached if more space is required)

The City of Owosso is covered as an additional insured under the general liability wrap included on the policy as an additional insured by written agreement.

CERTIFICATE HOLDER**CANCELLATION**

City of Owosso 301 W Main St Owosso MI 48867	SHOULD ANY OF THE ABOVE DESCRIBED POLICIES BE CANCELLED BEFORE THE EXPIRATION DATE THEREOF, NOTICE WILL BE DELIVERED IN ACCORDANCE WITH THE POLICY PROVISIONS.
	AUTHORIZED REPRESENTATIVE 

© 1988-2015 ACORD CORPORATION. All rights reserved.



MEMORANDUM

Building Department 301 W Main St Owosso, MI 989-725-0535

DATE: May 4, 2026
TO: Mayor Teich and the Owosso City Council
FROM: Tanya Buckelew, Community Development Director
SUBJECT: CDBG Round 1 – Approval of Contractors’ Quotes #3 for Interior and Exterior Home Improvements

RECOMMENDATION:

Approve Contractors’ Quotes #3 in the amount of \$157,901.42.

BACKGROUND:

The City received a CDBG Grant in the amount of \$926,300 for interior and exterior home improvements.

Homeowners have been obtaining quotes for the repairs to their homes and have approved the following contractors:

CLE Construction
S. Shiawassee St. (3) \$36,500.00
Isham St. \$20,900.00

Curb Appeal Home Improvement
N. Chipman St. \$10,625.00

Keyes Quality Construction
N. Howell St. \$38,000.00

Merkel and Kenney
E. Exchange St. \$29,700.00

Weather Vane Roofing
S. Park St. \$22,176.42

More contractors’ quotes and approval requests will be forthcoming.

FISCAL IMPACTS:

None – Grant funds will be paid to the Contractors from 254.200.818.000 CDBGHRGP24

RESOLUTION NO.

**APPROVING CDBG ROUND 1
CONTRACTORS' QUOTES #3 FOR INTERIOR AND EXTERIOR HOME IMPROVEMENTS**

WHEREAS, the City of Owosso received a CDBG Grant in the amount of \$926,300 for interior and exterior home improvements; and

WHEREAS, the homeowners sought out quotes from local general contractors; and

WHEREAS, the homeowners selected the lowest, responsive quote and wish to proceed with their interior and exterior home improvements; and

NOW THEREFORE BE IT RESOLVED by the City Council of the City of Owosso, Shiawassee County, Michigan that:

FIRST: It has heretofore determined that it is advisable, necessary and in the public interest to approve Contractors' Quotes #3 for CDBG Grant NDD-2023-37-CDG in the amount of \$157,901.42.

SECOND: The City Manager and the Community Development Director, having been previously designated as authorized signers for the grant, are instructed and authorized to sign homeowner and contractor contracts.

THIRD: The Accounts Payable department is authorized to pay as follows:

CLE Construction

S. Shiawassee St. (3) \$36,500.00
Isham St. \$20,900.00

Curb Appeal Home Improvement

N. Chipman St. \$10,625.00

Keyes Quality Construction

N. Howell St. \$38,000.00

Merkel and Kenney

E. Exchange St. \$29,700.00

Weather Vane Roofing

S. Park St. \$22,176.42

FOURTH: The above expenses shall be paid from the Housing & Redevelopment Fund 254-200-818.000 CDBGHRGP24.



MEMORANDUM

Building Department 301 W Main St Owosso, MI 989-725-0535

DATE: April 28, 2026

TO: Mayor Teich and the Owosso City Council

FROM: Tanya Buckelew, Community Development Director

SUBJECT: CDBG Lead Assessment/Clearance Amendment

RECOMMENDATION:

Recommend approving the amendment to the quote from Environmental Testing & Consulting (etc) for an amount not to exceed \$19,675.00 for lead clearances (\$675 per property).

BACKGROUND:

- A total of 11 grant recipients required a lead assessment. All but 1 house tested positive for lead.
- After the housing renovations have been completed and lead has been abated, a lead clearance test is required to ensure all the lead was removed.
- Ten lead clearances will be required at \$675 per house for a total of \$6,750.00.
- This will increase the total amount to Environmental Testing & Consulting (etc) to \$19,675.00
- The cost for the lead clearances will be deducted from the \$40,000 available for each home

FISCAL IMPACTS:

No impact on the budget as this is part of the grant funding.

RESOLUTION NO.

**APPROVING THE AMENDMENT TO LEAD ASSESSMENTS/CLEARANCES
WITH ENVIRONMENTAL TESTING & CONSULTING (etc)**

WHEREAS, the City of Owosso has been awarded a CDBG Grant for \$926,300 to assist low- to moderate-income residents, owning and occupying permanent single-family homes in funding interior and exterior home improvements to meet code requirements such as roof replacement, windows, plumbing, electrical, mechanical and insulation.

WHEREAS, according to the HUD guidelines, lead assessments and clearances are required for various reasons depending on the scope of the projects;

WHEREAS, each household can receive up to \$40,000 for improvements and the cost for lead assessments and clearances will be deducted from the \$40,000 available for each home; and

WHEREAS, if a house tested positive for lead, then after the housing renovations and lead abatement, a lead clearance is required;

NOW THEREFORE BE IT RESOLVED by the City Council of the City of Owosso, Shiawassee County, Michigan that:

FIRST: it has heretofore determined that it is advisable, necessary and in the public interest to approve the amendment to the lead assessment/clearance quote with Environmental Testing & Consulting (etc) for an amount not to exceed \$19,675.00 for lead assessments and clearances required by CDBG grant #NDD-2023-37-CBD.



MEMORANDUM

DATE: May 4th, 2026
TO: Honorable Mayor & Council members
FROM: Jessica Unangst, Director of HR & Administrative Services
RE: Server Replacement – Data Backup Server

RECOMMENDATION:

Approve the purchase of Dell PowerEdge server equipment in an amount not to exceed \$13,105.70 through the State of Michigan MiDeals cooperative purchasing program.

BACKGROUND:

The City's existing data backup infrastructure consists of an HP server installed in 2015 that is end of life and is no longer sufficient to meet current storage, performance, and reliability requirements. To ensure continued data protection, system resiliency, and operational continuity, staff recommends the purchase of a new Dell PowerEdge server to support advanced backup operations.

This purchase will be funded through the State and Local Cybersecurity Grant Program (SLCGP), which supports investments in enhanced cybersecurity, data protection, and disaster recovery capabilities.

The proposed solution will provide increased storage capacity, improved backup performance, and enhanced system redundancy. This investment aligns with recent infrastructure improvements, including the deployment of server nodes, and will strengthen the City's overall data protection strategy and disaster recovery capabilities.

FISCAL IMPACTS:

The total cost of the purchase will not exceed \$13,105.70 and will be funded through the State and Local Cybersecurity Grant Program (SLCGP). There is no impact to the City's general fund budget.

A quote has been obtained through the State of Michigan MiDeals cooperative purchasing program (Contract #071B6600111), which satisfies competitive bidding requirements by leveraging cooperative contract pricing.

Master Plan Goals: 3.2, 3.4, 3.8, 6.6

RESOLUTION NO. ____
AUTHORIZING PAYMENT TO
DELL TECHNOLOGIES
FOR DATA BACKUP SERVER EQUIPMENT OF THE OWOSSO IT DEPARTMENT
QUOTATION # 3000199490018.10

WHEREAS, the City of Owosso maintains data backup infrastructure that is critical to ensuring the security, availability, and integrity of municipal data; and

WHEREAS, the City's existing data backup infrastructure consists of an HP server installed in 2015 that is end of life and requires replacement to meet current storage, performance, and reliability needs; and

WHEREAS, the installation of a new Dell PowerEdge server will provide improved backup performance, increased storage capacity, and enhanced system redundancy to support ongoing operations; and

WHEREAS, a quote for the required server equipment has been obtained through the State of Michigan MiDeals cooperative purchasing program, Contract #071B6600111, which provides competitively bid cooperative pricing and satisfies the City's bidding requirements; and

WHEREAS, the total cost of the server equipment will not exceed \$13,105.70, as shown in the attached quotation; and

WHEREAS, funding for this purchase will be provided through the State and Local Cybersecurity Grant Program (SLCGP), resulting in no impact to the City's general fund.

NOW, THEREFORE, BE IT RESOLVED by the City Council of the City of Owosso, Shiawassee County, Michigan that:

- FIRST: The City of Owosso has determined that it is necessary and in the public interest to contract with Dell Technologies for the Dell PowerEdge server.
- SECOND: The accounts payable department is authorized to submit payment to Dell Technologies in the amount up to \$13,105.70 (Quotation # 3000199490018.10) as authorized by Council on this 4th day of May 2026.
- THIRD: The above expenses shall be paid from the IT Equipment line, 101-228-728.000-MSPEMSLCGP, adding to the existing server replacement.



Your quote is ready for purchase.

Complete the purchase of your personalized quote through our secure online checkout before the quote expires on **May. 11, 2026**.

You can download a copy of this quote during checkout.

[Place your order](#)

Quote Name:	c25 r470	Sales Rep	Michael Jordan
Quote No.	3000199490018.10	Phone	4563355
Total	\$11,914.27	Email	Michael.Jordan1@dell.com
Customer #	1073098	Billing To	TODD WYZYNAJTYS
Quoted On	Apr. 27, 2026		CITY OF OWOSSO
Expires by	May. 11, 2026		301 W MAIN ST
Contract Name	State of Michigan MiDeals Agreement		CITY HALL
Contract Code	C000000009850		OWOSSO, MI 48867
Customer Agreement #	071B6600111		
Solution ID	21237890.7		
Deal ID	30783831		

Message from your Sales Rep

If you are ready to place your order, you can click the order now button. If you need to make any changes you can call me directly at (512)-513-0888 or email me at Michael.Jordan1@Dell.com. Thank you for shopping with Dell!

Regards,
Michael Jordan

Shipping Group

Shipping To	Shipping Method
TODD WYZYNAJTYS CITY OF OWOSSO 301 W MAIN ST CITY HALL OWOSSO, MI 48867 (989) 725-0576	Standard Delivery

Product	Unit Price	Quantity	Subtotal
PowerEdge R470 Smart Selection - [PROMO_R470_1]	\$11,914.27	1	\$11,914.27

Subtotal:	\$11,914.27
Shipping:	\$0.00
Non-Taxable Amount:	\$11,914.27
Taxable Amount:	\$0.00
Estimated Tax:	\$0.00

Total:	\$11,914.27
---------------	--------------------

Shipping Group Details

Shipping To

TODD WYZYNAJTYS
CITY OF OWOSSO
301 W MAIN ST
CITY HALL
OWOSSO, MI 48867
(989) 725-0576

Shipping Method

Standard Delivery

	Unit Price	Quantity	Subtotal
PowerEdge R470 Smart Selection - [PROMO_R470_1]	\$11,914.27	1	\$11,914.27

Estimated delivery if purchased today:
Oct. 02, 2026
Contract # C000000009850
Customer Agreement # 071B6600111

Description	SKU	Unit Price	Quantity	Subtotal
PowerEdge R470 Server, Enterprise	210-BNMR	-	1	-
2.5" Chassis with up to 8 Hard Drives (SAS/SATA), Smart Flow, Rear IO, H365i	350-BDCV	-	1	-
Intel Xeon 6 Performance 6511P 2.3G, 16C/32T, 72M Cache, Turbo, (150W) DDR5-6400	338-CTBM	-	1	-
Extended heatsink without DIMM blanks	412-BBKQ	-	1	-
Performance Optimized	370-AAIP	-	1	-
6400MT/s RDIMMs	370-BCCX	-	1	-
RAID 1	780-BCDN	-	1	-
PERC H365i Controller, Front, DCMHS	403-BDMX	-	1	-
Performance BIOS Settings	384-BBBL	-	1	-
UEFI BIOS Boot Mode with GPT Partition	800-BBDM	-	1	-
PowerEdge 1U High Performance Silver Fan	384-BDQL	-	1	-
Dual,Redundant(1+1),Hot-PlugMHSPowerSupply,800WMM(100-240Vac)Titanium	450-BDRV	-	1	-
Riser Config 6, 2x16 FH Slots (Gen5), 1x16 Onboard OCP	330-BCWK	-	1	-
PowerEdge R470 Motherboard fo RTS 1.1, DAO	330-BCYD	-	1	-
No OCP Blanks or Cables Required	780-BCZQ	-	1	-
No Cables Required	470-AEYU	-	1	-
PowerEdge 1U Standard Bezel	325-BFXF	-	1	-
Dell Luggage Tag for x8 and x10 Chassis	350-BDDK	-	1	-
Rear Filler Blank for BOSS/OCP	470-BCHM	-	1	-
No Operating System	611-BBBF	-	1	-
No Media Required	605-BBFN	-	1	-
Secure Enterprise Key Manager License 3.0	634-CSHS	-	1	-
Secured Component Verification	634-CSHT	-	1	-
iDRAC10, Enterprise 17G	634-CSHY	-	1	-
Dell Connectivity Client - Disabled	379-BFXT	-	1	-
Dell Connectivity Module 17G	634-CZRP	-	1	-
Dell Secure Onboarding Client 17G - Disabled	634-CZWJ	-	1	-

Blank Left Ear Module	350-BCYJ	-	1	-
iDRAC Force Change Password for OCP cards	379-BETE	-	1	-
ReadyRails Sliding Rails (A15)	770-BECD	-	1	-
PowerEdge Shipping	340-DNSW	-	1	-
PowerEdge R470 Shipping	340-DSBN	-	1	-
PowerEdge 1U Shipping Material	340-DNSY	-	1	-
PowerEdge CCC, No CE Label Marking	389-FHHX	-	1	-
Dell Hardware Limited Warranty Plus Onsite Service	713-8356	-	1	-
ProSupport Next Business Day Onsite Service After Problem Diagnosis 5 Years	713-8381	-	1	-
ProSupport 7x24 Technical Support and Assistance 5 Years	713-8391	-	1	-
Thank you choosing Dell ProSupport. For tech support, visit //www.dell.com/support or call 1-800- 945-3355	989-3439	-	1	-
On-Site Installation Declined	900-9997	-	1	-
16GB RDIMM 6400Mt/s, Single Rank	370-BCGH	-	4	-
480GB SSD SATA Mixed Use 6Gbps 512e 2.5in Hot-plug AG Drive, 3 DWPD	400-AZUT	-	2	-
Power Cord - NEMA 5-15P to C13, 3M, 125V, 15A (North America, Guam, North Marianas, Philippines, Samoa, Vietnam)	450-AALV	-	2	-
Broadcom 57504 Quad Port 10/25GbE, SFP28, OCP 3.0 NIC	540-BCRX	-	1	-
HBA465e Adapter Full Height/Low Profile, DIB	405-BBDC	-	1	-

Subtotal:	\$11,914.27
Shipping:	\$0.00
Estimated Tax:	\$0.00
Total:	\$11,914.27

Important Notes

Terms of Sale

This Quote will, if Customer issues a purchase order for the quoted items that is accepted by Supplier, constitute a contract between the entity issuing this Quote ("Supplier") and the entity to whom this Quote was issued ("Customer"). Unless otherwise stated herein, pricing is valid for Fourteen days from the date of this Quote. All products, pricing, and other information are based on the latest information available and are subject to change for any reason, including but not limited to tariffs imposed by government authorities, shortages in materials or resources, increase in the cost of manufacturing or other factors beyond Supplier's reasonable control. If such changes occur, pricing may be adjusted or purchase orders may be cancelled by Supplier, even after an order has been placed. Supplier also reserves the right to cancel this Quote and Customer purchase orders arising from pricing errors and/or customer changes to Supplier's planned delivery date. Taxes and/or freight charges listed on this Quote are only estimates. The final amounts shall be stated on the relevant invoice. Additional freight charges will be applied if Customer requests expedited shipping. Please indicate any tax exemption status on your purchase order and send your tax exemption certificate to Tax_Department@dell.com or ARSalesTax@emc.com, as applicable.

Governing Terms: This Quote is subject to: (a) a separate written agreement between Customer or Customer's affiliate and Supplier or a Supplier's affiliate to the extent that it expressly applies to the products and/or services in this Quote or, to the extent there is no such agreement, to the applicable set of Dell's Terms of Sale (available at www.dell.com/terms or www.dell.com/oemterms), or for cloud/as-a-Service offerings, the applicable cloud terms of service (identified on the Offer Specific Terms referenced below); and (b) the terms referenced herein (collectively, the "Governing Terms"). Different Governing Terms may apply to different products and services on this Quote. The Governing Terms apply to the exclusion of all terms and conditions incorporated in or referred to in any documentation submitted by Customer to Supplier.

Supplier Software Licenses and Services Descriptions: Customer's use of any Supplier software is subject to the license terms accompanying the software, or in the absence of accompanying terms, the applicable terms posted on www.Dell.com/eula. Descriptions and terms for Supplier-branded standard services are stated at www.dell.com/servicecontracts/global or for certain infrastructure products at www.dellemc.com/en-us/customer-services/product-warranty-and-service-descriptions.htm.

Offer-Specific, Third Party and Program Specific Terms: Customer's use of third-party software is subject to the license terms that accompany the software. Certain Supplier-branded and third-party products and services listed on this Quote are subject to additional, specific terms stated on www.dell.com/offeringsspecificterms ("Offer Specific Terms").

In case of Resale only: Should Customer procure any products or services for resale, whether on standalone basis or as part of a solution, Customer shall include the applicable software license terms, services terms, and/or offer-specific terms in a written agreement with the end-user and provide written evidence of doing so upon receipt of request from Supplier.

In case of Financing only: If Customer intends to enter into a financing arrangement ("Financing Agreement") for the products and/or services on this Quote with Dell Financial Services LLC or other funding source pre-approved by Supplier ("FS"), Customer may issue its purchase order to Supplier or to FS. If issued to FS, Supplier will fulfill and invoice FS upon confirmation that: (a) FS intends to enter into a Financing Agreement with Customer for this order; and (b) FS agrees to procure these items from Supplier. Notwithstanding the Financing Agreement, Customer's use (and Customer's resale of and the end-user's use) of these items in the order is subject to the applicable governing agreement between Customer and Supplier, except that title shall transfer from Supplier to FS instead of to Customer. If FS notifies Supplier after shipment that Customer is no longer pursuing a Financing Agreement for these items, or if Customer fails to enter into such Financing Agreement within 120 days after shipment by Supplier, Customer shall promptly pay the Supplier invoice amounts directly to Supplier.

Customer represents that this transaction does not involve: (a) use of U.S. Government funds; (b) use by or resale to the U.S. Government; or (c) maintenance and support of the product(s) listed in this document within classified spaces. Customer further represents that this transaction does not require Supplier's compliance with any statute, regulation or information technology standard applicable to a U.S. Government procurement.

For certain products shipped to end users in California, a State Environmental Fee will be applied to Customer's invoice. Supplier encourages customers to dispose of electronic equipment properly.

Electronically linked terms and descriptions are available in hard copy upon request.

Check Date	Check	Vendor Name	Description	Amount	Status
Bank 1 GENERAL FUND (POOLED CASH)					
Check Type: ACH Transaction					
04/10/2026	12820 (A)	AMAZON CAPITAL SERVICES	DECEMBER 2025 PURCHASES	719.10	Open
			FEBRUARY 2026 PURCHASES	570.00	Open
			FEBRUARY 2026 PURCHASES	287.52	Open
			AMAZON MARCH 2026 ORDERS	247.38	Open
			AMAZON MARCH 2026 ORDERS	96.57	Open
			AMAZON MARCH 2026 ORDERS	131.70	Open
			AMAZON MARCH 2026 ORDERS	68.54	Open
			AMAZON MARCH 2026 ORDERS	50.98	Open
				<u>2,171.79</u>	
04/10/2026	12821 (A)	BIGFOOT CONSTRUCTION EQUIPMENT INC	CRANE OUTRIGGERS	721.22	Open
04/10/2026	12822 (A)	BIO-CARE INC	MEDICAL EXAMS, FITNESS TESTS, AND RESPIR	6,947.05	Open
			RESPIRATORY SURVEILLANCE TEST FOR OFD EM	85.00	Open
				<u>7,032.05</u>	
04/10/2026	12823 (A)	BODMAN PLC	AFSCME EEOC CLAIM PROCESSING	1,161.00	Open
04/10/2026	12824 (A)	BOUND TREE MEDICAL LLC	SUPPLIES FOR EMS	983.01	Open
04/10/2026	12825 (A)	CDW GOVERNMENT, INC.	AZURE BLOB STORAGE FOR OFFSITE DATA BACKUP	148.86	Open
			14 SFP 10GB - 14 MM LC - LC 2M FIBER PATCH	918.40	Open
				<u>1,067.26</u>	
04/10/2026	12826 (A)	CINTAS CORPORATION #308	FLOOR MATS PER SERVICE AGREEMENT (US COM)	26.88	Open
			FLOOR MATS PER SERVICE AGREEMENT (US COM)	35.17	Open
				<u>62.05</u>	
04/10/2026	12827 (A)	CIVICPLUS LLC	ANNUAL CODIFICATION FEE	4,393.54	Open
04/10/2026	12828 (A)	CONSUMERS ENERGY	CITY OF OWOSSO ACCOUNTS	69,941.88	Open
04/10/2026	12829 (A)	DALTON ELEVATOR LLC	FYE6-30-2026 CYLINDER RENTAL/OXYGEN/SUPPLIES	383.46	Open
04/10/2026	12830 (A)	EMS MANAGEMENT & CONSULTANTS INC.	BILLING SERVICE FEE FEB. 2026 - TEMPORARY	126.00	Open
04/10/2026	12831 (A)	ENVIRONMENTAL TESTING & CONSULTING	LEAD ASSESSMENTS FOR NDD-2023-37-CBD	1,175.00	Open
			LEAD ASSESSMENTS FOR NDD-2023-37-CBD	1,175.00	Open
			LEAD ASSESSMENTS FOR NDD-2023-37-CBD	1,175.00	Open
				<u>3,525.00</u>	
04/10/2026	12832 (A)	FASTENAL COMPANY	HARDWARE FOR WATER DEPT AND SHOP	57.36	Open
			HARDWARE FOR WATER DEPT AND SHOP	184.44	Open
				<u>241.80</u>	
04/10/2026	12833 (A)	FERGUSON ENTERPRISES LLC	FEBUARY INVENTORY SUPPLY	680.00	Open
			JAN MONTHLY INV	365.00	Open
				<u>1,045.00</u>	
04/10/2026	12834 (A)	FLEIS & VANDENBRINK ENGINEERING INC	2026 DWSRF WATER MAIN REPLACEMENT PROJECT	17,422.25	Open
04/10/2026	12835 (A)	GOYETTE MECHANICAL	MAINTENANCE CONTRACT 6544-2C FOR BOILER	175.00	Open
04/10/2026	12836 (A)	H2A ARCHITECTS INC	ARCHITECTUAL SERVICES FOR CURWOOD CASTLE	2,678.50	Open
04/10/2026	12837 (A)	H2O COMPLIANCE SERVICES INC	H2O CROSS CONNECTION CONTROL PROGRAM INSPECTION	805.00	Open

Check Date	Check	Vendor Name	Description	Amount	Status
04/10/2026	12838 (A)	INTEGRITY BUSINESS SOLUTIONS LLC	2026'S ENVELOPE ORDER	1,883.33	Open
			COPY PAPER FOR CITY HALL QUOTE # 35719-(179.95	Open
				<u>2,063.28</u>	
04/10/2026	12839 (A)	JON HARRIS	ELECTRICAL INSPECTIONS & INSURANCE REIME	765.88	Open
04/10/2026	12840 (A)	LANSING UNIFORM CO.	FIRE PANTS FOR OFD	169.90	Open
			UNIFORM PATCHES FOR OPD	1,350.00	Open
			UNIFORM PATCHES FOR OPD	500.00	Open
			UNIFORMS FOR OFD	558.60	Open
			UNIFORMS FOR OFD	153.85	Open
			BADGE	127.50	Open
				<u>2,859.85</u>	
04/10/2026	12841 (A)	LOGICALIS INC	UMBRELLA CYBER SECURITY RENEWAL 1 YR	3,499.60	Open
04/10/2026	12842 (A)	LUNGHAMER FORD OF OWOSSO	MEDIC 1 REPAIR BRAKES - EMERGENCY REPAIR	2,150.24	Open
			OIL CHANGE ON MEDIC 5	215.18	Open
				<u>2,365.42</u>	
04/10/2026	12843 (A)	MACQUEEN EMERGENCY GROUP	LEATHER FIRE BOOTS FOR OFD	1,390.94	Open
04/10/2026	12844 (A)	MARK BOOTH	MECHANICAL & PLUMBING INSPECTIONS	4,080.00	Open
04/10/2026	12845 (A)	MEI TOTAL ELEVATOR SOLUTIONS	CITY HALL ELEVATOR SERVICE AGREEMENT-SAI	229.45	Open
04/10/2026	12846 (A)	MEMORIAL HEALTHCARE	PRE EMPLOYMENT DRUG TEST	308.00	Open
04/10/2026	12847 (A)	NAPA AUTO PARTS	FYE 6-30-2026 PARTS/SUPPLIES-INVOICE TO	252.47	Open
04/10/2026	12848 (A)	NORTHERN PUMP & WELL INC	NECESSARY INSPECTION AND SVC QUOTE PRIOR	2,100.00	Open
			NECESSARY INSPECTION AND SVC QUOTE PRIOR	3,495.00	Open
				<u>5,595.00</u>	
04/10/2026	12849 (A)	OHM ADVISORS	LIBRARY	338.00	Open
			PLANNING, ZONING & DEVELOPMENT ADVISORY	274.50	Open
				<u>612.50</u>	
04/10/2026	12850 (A)	OWOSSO PUBLIC SCHOOLS	LINCOLN HOUSE PILOT	525.87	Open
04/10/2026	12851 (A)	PROFESSIONAL ANSWERING SERVICES	24 HOUR ANSWERING SERVICES	105.45	Open
04/10/2026	12852 (A)	REPUBLIC SERVICES INC	ALL DUMPSTER CONTAINER SERVICES 3 YEARS	402.84	Open
04/10/2026	12853 (A)	SHATTUCK SPECIALTY ADVERTISING	DECALS FOR OFD	40.00	Open
04/10/2026	12854 (A)	SHIAWASSEE DISTRICT LIBRARY	LINCOLN HOUSE PILOT	137.16	Open
04/10/2026	12855 (A)	STAPLES BUSINESS CREDIT	FEBRUARY 2026 PURCHASES	858.08	Open
			MARCH 2026 STAPLES ORDERS	1,213.08	Open
				<u>2,071.16</u>	
04/10/2026	12856 (A)	TAYLOR AND MORGAN CPA PC	2026 CALENDAR - ACCOUNTING SERVICES CONT	1,350.00	Open
04/10/2026	12857 (A)	THE ARGUS-PRESS	DECEMBER BIZ OF THE MONTH SERVICE	75.00	Open
			LEGAL PRINTING SERVICES 7-1-2025 THRU 6-	451.80	Open
				<u>526.80</u>	
04/10/2026	12858 (A)	WITMER PUBLIC SAFETY GROUP INC	FIRE WORK SHIRT FOR OFD EMPLOYEE	81.69	Open
04/24/2026	12859 (A)	CINTAS CORPORATION #308	FLOOR MATS PER SERVICE AGREEMENT (US COM	35.17	Open
04/24/2026	12860 (A)	CONCENTRA MEDICAL CENTERS	MCOLES PHYSICAL APPLICANT ENSLEY	387.00	Open
04/24/2026	12861 (A)	EMS MANAGEMENT & CONSULTANTS INC.	BILLING COLLECTION SERVICE FEE MAR. 2026	5,790.17	Open
04/24/2026	12862 (A)	ENVIRONMENTAL TESTING & CONSULTING	LEAD ASSESSMENTS FOR NDD-2023-37-CBD	1,175.00	Open

Check Date	Check	Vendor Name	Description	Amount	Status
			LEAD ASSESSMENTS FOR NDD-2023-37-CBD	1,175.00	Open
			LEAD ASSESSMENTS FOR NDD-2023-37-CBD	1,175.00	Open
			LEAD ASSESSMENTS FOR NDD-2023-37-CBD	1,175.00	Open
			LEAD ASSESSMENTS FOR NDD-2023-37-CBD	1,175.00	Open
			LEAD ASSESSMENTS FOR NDD-2023-37-CBD	1,175.00	Open
				<u>7,050.00</u>	
04/24/2026	12863 (A)	FISHBECK, THOMPSON, CARR & HUBER, I	ENGINEERING - WWTP NITRIFICATION TOWERS	240,760.00	Open
			2026 DWSRF WATER MAIN PROJECT 2 ENGINEER	38,700.00	Open
			ENGINEERING DESIGN/BIDDING SERVICES/CONS	12,000.00	Open
			ENGINEERING SERVICES-WTP ELECTRICAL GROU	9,907.83	Open
			WTP FILTERS IMPROVEMENT PROJECT DWR7497	5,985.00	Open
			ENGINEERING - GUTE HILL BOOSTER STATION	4,225.20	Open
			ENGINEERING - WELLS REHAB AND ABANDONMEN	585.00	Open
				<u>312,163.03</u>	
04/24/2026	12864 (A)	GEL LABORATORIES, LLC	RADIONUCLIDES TESTING FOR SLUDGE	379.85	Open
04/24/2026	12865 (A)	GILBERT'S DO IT BEST HARDWARE & APP	GILBERT MARCH 2026 ORDERS	1,043.14	Open
04/24/2026	12866 (A)	GOULD LAW PC	ADMIN AND POLICE LEGAL SERVICES ANNUAL	12,754.04	Open
04/24/2026	12867 (A)	J & H OIL COMPANY	GAS AND FUEL	7,904.83	Open
04/24/2026	12868 (A)	JON HARRIS	ELECTRIC PLAN REVIEWS APRIL 2026	600.00	Open
04/24/2026	12869 (A)	JON HARRIS	ELECTRICAL INSPECTIONS & INSURANCE REIME	765.88	Open
04/24/2026	12870 (A)	KSK CONSULTANCY INC	CURBSIDE RECYLCING PUBLIC INPUT SESSION	4,890.00	Open
04/24/2026	12871 (A)	LOGICALIS INC	40 HOURS OF ENGINEERING BLOCK HOURS - PF	1,100.00	Open
04/24/2026	12872 (A)	LUDINGTON ELECTRIC, INC.	BENTLEY SPLASH PAD ELECTRIC DISCONNECT	120.00	Open
			INSTALL NEW TIME CLOCK FOR DOWN TOWN LIC	120.00	Open
				<u>240.00</u>	
04/24/2026	12873 (A)	LUNGHAMER FORD OF OWOSSO	OPD # 26-04 VIN# 1479 - FYE 6-30-2027 PC	48,726.00	Open
04/24/2026	12874 (A)	MACQUEEN EMERGENCY GROUP	REPAIR OFD COAT & PANTS FOR HERNANDEZ	1,017.10	Open
04/24/2026	12875 (A)	MERIT LABORATORIES INC	FYE6-30-2026 ANNUAL WATER TESTING SERVIC	232.00	Open
			FYE6-30-2026 ANNUAL WATER TESTING SERVIC	340.00	Open
				<u>572.00</u>	
04/24/2026	12876 (A)	RCL CONSTRUCTION CO INC	WWTP CLARIFIER PROJECT PROJECT 5919.01	7,083.08	Open
04/24/2026	12877 (A)	RUTHY'S LAUNDRY CENTER	PUBLIC SAFETY UNIFORM CLEANING	541.50	Open
04/24/2026	12878 (A)	S L H METALS INC	STEEL FOR WATER MAIN RACK	1,861.49	Open
04/24/2026	12879 (A)	SORENSEN GROSS COMPANY	WATER TREATMENT PLANT FILTERS IMPROVEMEN	4,614.66	Open
			WELL IMPROVEMENTS 2025 (7880.01)	144,417.11	Open
				<u>149,031.77</u>	
04/24/2026	12880 (A)	UNIQUE PAVING MATERIALS CORP	COLD PATCH FOR POTHOLES	7,124.73	Open
04/24/2026	12881 (A)	US BANCORP GOVERNMENT LEASING AND	077-0019784-002 METERS CONTRACT PAYMENT	150,919.06	Open
04/24/2026	12882 (A)	VERIZON WIRELESS	ACCT# 542420262-00001 - VERIZON WIRELESS	83.68	Open
			ACCT# 542420262-00001 - VERIZON WIRELESS	40.73	Open
			ACCT# 542420262-00001 - VERIZON WIRELESS	577.49	Open
			ACCT# 542420262-00001 - VERIZON WIRELESS	104.62	Open
			ACCT# 542420262-00001 - VERIZON WIRELESS	40.33	Open
			ACCT# 542420262-00001 - VERIZON WIRELESS	89.08	Open
			ACCT# 542420262-00001 - VERIZON WIRELESS	177.52	Open
			ACCT# 542420262-00001 - VERIZON WIRELESS	176.71	Open
			ACCT# 542420262-00001 - VERIZON WIRELESS	134.06	Open
			ACCT# 542420262-00001 - VERIZON WIRELESS	39.75	Open
				<u>1,463.97</u>	

Check Date	Check	Vendor Name	Description	Amount	Status
04/24/2026	12883 (A)	VERIZON WIRELESS	ACCT# 542420262-00003 VERIZON WIRELESS C	570.87	Open
04/24/2026	12884 (A)	WASTE MANAGEMENT OF MICHIGAN INC	ACCT# 10-15322-43000 WASTE MGMT SERVICE\$	13,685.53	Open
Total ACH Transaction:				880,899.38	
Check Type: EFT Transfer					
04/24/2026	12885 (E)	HUNTINGTON NATONAL BANK -CREDITCARD	CITY CREDIT CARD PURCHASES	2,972.22	Open
04/24/2026	12886 (E)	MAILCHIMP	EMAIL SERVICE - ESSENTIALS PLAN APRIL 20	33.57	Open
04/24/2026	12887 (E)	MAILCHIMP	EMAIL SERVICE - ESSENTIALS PLAN	26.50	Open
04/24/2026	12888 (E)	USDA RURAL DEVELOPMENT	USDA RURAL DEVELOPMENT LOAN PAYMENT	46,173.75	Open
Total EFT Transfer:				49,206.04	
Check Type: Paper Check					
04/10/2026	139150	ALL SEASONS UNDERGROUND CONSTRUCTIO	2025-2027 WATER SERVICE LINE REPLACEMENT	305,464.20	Open
04/10/2026	139151	AMERICAN SPEEDY PRINTING	OCTOBER BUSINESS OF THE MONTH SERVICE	75.00	Open
			FEBRUARY BIZ OF THE MONTH SERVICE	75.00	Open
				150.00	
04/10/2026	139152	BIG LAKE BARBELL COMPANY	BD Payment Refund	150.00	Open
04/10/2026	139153	BRAD BARRETT	TRAINING REIMBURSEMENT	25.00	Open
04/10/2026	139154	CHEMCO SYSTEMS LP	PARTS FOR LIME SYSTEM REBUILD/REPAIR PAF	143.33	Open
04/10/2026	139155	CITY OF CORUNNA	ANNUAL CONTRIBUTION FOR SHAWASSEE RIVER	2,000.00	Open
04/10/2026	139156	CONSUMERS ENERGY	PREPAYMENT FOR (3) LIFT STATION GAS SERV	1,984.60	Open
04/10/2026	139157	CONSUMERS ENERGY	PREPAYMENT FOR (3) LIFT STATION GAS SERV	1,601.50	Open
04/10/2026	139158	CONSUMERS ENERGY	PREPAYMENT FOR (3) LIFT STATION GAS SERV	760.00	Open
04/10/2026	139159	CORE & MAIN LP	FEBRUARY INVENTORY SUPPLY	654.48	Open
04/10/2026	139160	CORUNNA MILLS FEED LLC	GRASS SEED FOR ROW REPAIRS	270.00	Open
04/10/2026	139161	DAYSTARR COMMUNICATIONS	CASTLE PHONE AND INTERNET	76.37	Open
04/10/2026	139162	DONE DEAL COMMERCIAL & RESIDENTIAL	SPRING CLEANING	300.00	Open
04/10/2026	139163	ELHORN ENGINEERING COMPANY	ACCU-TAB 60# PAIL @\$180.00 EACH = \$1800.	1,875.00	Open
04/10/2026	139164	EMPCO INC	PROMOTIONAL TESTS FOR POLICE SERGEANT PC	605.00	Open
04/10/2026	139165	HOME DEPOT CREDIT SERVICES	FEBRUARY 2026 PURCHASES	1,476.00	Open
			MARCH 2026 HOME DEPOT ORDERS	1,575.57	Open
				3,051.57	
04/10/2026	139166	IMS ALLIANCE	LOCKER ID TAGS FOR OFD EMPLOYEE	54.24	Open
04/10/2026	139167	INDUSTRIAL SUPPLY OF OWOSSO INC	ROUTINE PURCHASES NOT TO EXCEED \$2000-IN	193.60	Open
04/10/2026	139168	LAMPHERE PLUMBING & HEATING INC	SHOP HEATER TROUBLESHOOT/REPAIR	656.00	Open
04/10/2026	139169	MICH BUSINESS	QUARTERLY COBRA BILLING: 2ND QTR 2026	150.00	Open
04/10/2026	139170	MICHIGAN MUNICIPAL LEAGUE (UIA)	UNEMPLOYMENT QUARTERLY PAYMENT 801-076	552.54	Open
04/10/2026	139171	NASH NURSERIES LLC	TREES FOR BENTLEY PARK	449.89	Open
04/10/2026	139172	NEW PARADIGM PROMOTIONAL MARKETING	STICKERS	366.21	Open
04/10/2026	139173	OWOSSO BOLT & BRASS CO	ROUTINE PURCHASES NOT TO EXCEED \$2000-IN	179.89	Open
04/10/2026	139174	POTTER, HOLLY J	BD Bond Refund	16,025.00	Open
04/10/2026	139175	RANDY JARBO	TAX PAYMENT REFUND	404.16	Open
04/10/2026	139176	SHIAWASSEE COUNTY TREASURER	MOBILE HOME TAX DISBURSEMENT MARCH 2026	512.50	Open
04/10/2026	139177	SHIAWASSEE COUNTY TREASURER	LINCOLN HOUSE PILOT	1,507.08	Open
04/10/2026	139178	SIDELINE SPORTS BAR OWOSSO LLC	VOLUNTEER APPRECIATION PARTY	460.00	Open
04/10/2026	139179	STATE OF MICHIGAN	LINCOLN HOUSE PILOT	3,626.23	Open
04/10/2026	139180	THE MATTESONS LLC	PHOTOGRAPHY SERVICES	600.00	Open
04/10/2026	139181	UM HEALTH-SPARROW OCCUPATIONAL H.	PRE-EMPLOYMENT MCOLES PHYSICAL TEST	201.00	Open
04/10/2026	139182	VICTORS HOME SOLUTIONS	BD Payment Refund	385.00	Open
04/24/2026	139183	ALL SEASONS UNDERGROUND CONSTRUCTIO	2025-2027 WATER SERVICE LINE REPLACEMENT	231,491.92	Open
04/24/2026	139184	AMBER CURRY	AMBER CURRY - MEAL REIMBURSEMENT	50.32	Open

Check Date	Check	Vendor Name	Description	Amount	Status
04/24/2026	139185	AMERICAN SPEEDY PRINTING	CURWOOD CASTLE SIGN	30.00	Open
04/24/2026	139186	BAKER, ALLYSHA	UB refund for account: 5578070013	75.57	Open
04/24/2026	139187	CITY OF OWOSSO	INTERLOAN PAYMENT	19,391.26	Open
04/24/2026	139188	CITY OF OWOSSO - WATER FUND	1ST QTR WATER BILLS	7,111.89	Open
04/24/2026	139189	D & D TRUCK & TRAILER PARTS	FYE 6-30-2026 MONTHLY EXPENSE PO. AMOUNT	2,872.54	Open
04/24/2026	139190	DAYSTARR COMMUNICATIONS	CASTLE PHONE AND INTERNET	77.50	Open
04/24/2026	139191	DAYSTARR COMMUNICATIONS	CITY OF OWOSSO PHONE & INTERNET	1,731.95	Open
04/24/2026	139192	DEERE & COMPANY	#510 - 2024 WALK BEHIND MOWER W36R - MI	7,079.07	Open
04/24/2026	139193	DICK'S AUTO SERVICE	TIRE OPD 2024-06	294.00	Open
04/24/2026	139194	ELAINE BIRCHMEIER	OVERPAYMENT REFUND	6,930.00	Open
04/24/2026	139195	ENGINEERING SUPPLY & IMAGING INC.	SERVICING ENGINEERING DESIGN JET PLOTTER	197.50	Open
04/24/2026	139196	GREAT LAKES APPAREL CO, LLC	CHOCOLATE WALK BAGS	952.50	Open
04/24/2026	139197	H K ALLEN PAPER CO	ROUTINE PURCHASES NOT TO EXCEED \$2000-IM	1,323.50	Open
04/24/2026	139198	HAVILAND	POLYMER BULK PURCHASE FOR FISCAL YEAR 20	9,810.20	Open
04/24/2026	139199	KENT COMMUNICATIONS INC	2026 SUMMER TAX BILLA PRINTING AND POSTI	3,558.00	Open
04/24/2026	139200	KENT COMMUNICATIONS INC	MARCH 31, 2026 UTILITY BILLING WITH 2 IN	2,129.03	Open
04/24/2026	139201	LAMPHERE PLUMBING & HEATING INC	CSD-1 INSPECTION PUMP REPAIR NO HEAT CAI	1,488.55	Open
04/24/2026	139202	MATT FRIEND	WSL REPLACEMENT REIMBURSEMENT - 211 N L	6,725.00	Open
04/24/2026	139203	MERIDIAN CONSTRUCTION COMPANIES	UB refund for account: 5715100001	271.64	Open
04/24/2026	139204	ODETTE KYLE	UB refund for account: 3187907016	37.14	Open
04/24/2026	139205	PETERS SHANNAH	UB refund for account: 3086570003	75.00	Open
04/24/2026	139206	PSC CUSTOM LLC	UB refund for account: 4288650003	66.63	Open
04/24/2026	139207	REAL CHECK AMERICA INC	UB refund for account: 5213570002	47.51	Open
04/24/2026	139208	RICOH USA	CUST# 14927269 - PRINTING EXPENSES 4TH C	661.08	Open
04/24/2026	139209	ROTARY CLUB OF OWOSSO	MEMBERSHIP DUES/MEALS - AMY FULLER	56.00	Open
			MEMBERSHIP DUES/MEALS - AMY FULLER	56.00	Open
				<u>112.00</u>	
04/24/2026	139210	SHIAWASSEE COUNTY-REGISTER OF DEEDS	CDBG ROUND 1 MORTGAGE LIEN FILING FEES	390.00	Open
04/24/2026	139211	SMITH LAWNSCAPES LLC	MAINTENANCE AT CURWOOD PARK	137.14	Open
04/24/2026	139212	STATE OF MICHIGAN	BROWNFIELD REDEVELOPEMENT FUND	20,630.00	Open
04/24/2026	139213	STATE OF MICHIGAN	SOR REGISTRATION FEE MAR. 2026	300.00	Open
04/24/2026	139214	UNIVERSAL HANDLING EQUIP CO (OWOSSO)	UB refund for account: 3026070003	380.87	Open
			UB refund for account: 3535850002	93.17	Open
				<u>474.04</u>	
04/24/2026	139215	VERIDUS MICHIGAN LLC	OWNER REPRESENTATIVE SERVICES - PS IMPRO	850.00	Open
			OWNERS REP - CITY HALL REHABILITATION PF	950.00	Open
				<u>1,800.00</u>	
04/24/2026	139216	WAKELAND OIL COMPANY	CAR WASHES FOR PUBLIC SAFETY	448.00	Open
04/24/2026	139217	WIN'S ELECTRICAL SUPPLY OF OWOSSO	FYE6-30-2026 SUPPLIES-INVOICE TO BE SIGN	1,593.79	Open
			Total Paper Check:	<u>675,798.66</u>	
1 TOTALS:					
Total of 137 Checks:				1,605,904.08	
Less 0 Void Checks:				0.00	
Total of 137 Disbursements:				<u>1,605,904.08</u>	

04/28/2026 Check Register Report For City Of Owosso						
For Check Dates 04/01/2026 to 04/28/2026						
Check Date	Check Number	Name	Check Gross	Physical Check Amount	Direct Deposit	Status
04/02/2026	139852		2,285.40	1,571.46	0.00	Open
04/02/2026	139853		140.00	129.29	0.00	Open
04/02/2026	139854		1,633.26	1,313.08	0.00	Open
04/02/2026	139855	CITY OF OWOSSO	841.16	841.16	0.00	Open
04/02/2026	139856	MELISSA A CAOUETTE	369.23	369.23	0.00	Open
04/02/2026	139857	STATE OF MI 35TH CIRCUIT COURT	50.00	50.00	0.00	Open
04/16/2026	139858		485.00	446.10	0.00	Open
04/16/2026	139859		2,682.06	1,894.74	0.00	Open
04/16/2026	139860	MEMORIAL HEALTHCARE WELLNESS CENTER	307.00	307.00	0.00	Open
04/16/2026	139861	SHIAWASSEE FAMILY YMCA	113.90	113.90	0.00	Open
04/16/2026	139862	STATE OF MI 35TH CIRCUIT COURT	50.00	50.00	0.00	Open
04/16/2026	139863	MELISSA A CAOUETTE	369.23	369.23	0.00	Open
04/17/2026	139864	CITY OF OWOSSO	841.16	841.16	0.00	Open
04/21/2026	139866	BLUE CROSS BLUE SHIELD OF MICHIGAN	27,203.43	27,203.43	0.00	Open
04/21/2026	139867	BLUECARE NETWORK OF MICHIGAN	63,320.67	63,320.67	0.00	Open
04/27/2026	139868	NATIONAL VISION ADMINISTRATORS, LLC	888.30	888.30	0.00	Open
04/02/2026	DD44051		2,527.13	0.00	1,907.92	Open
04/02/2026	DD44052		2,917.45	0.00	2,232.46	Open
04/02/2026	DD44053		2,511.74	0.00	1,984.17	Open
04/02/2026	DD44054		2,816.52	0.00	1,958.80	Open
04/02/2026	DD44055		1,747.20	0.00	1,100.63	Open
04/02/2026	DD44056		1,790.93	0.00	1,375.20	Open
04/02/2026	DD44057		2,006.40	0.00	1,355.55	Open
04/02/2026	DD44058		4,487.63	0.00	1,979.91	Open
04/02/2026	DD44059		1,966.40	0.00	1,431.71	Open
04/02/2026	DD44060		2,184.00	0.00	1,629.61	Open
04/02/2026	DD44061		1,628.00	0.00	1,452.61	Open

04/28/2026 Check Register Report For City Of Owosso						
For Check Dates 04/01/2026 to 04/28/2026						
			Check	Physical	Direct	
Check Date	Check Number	Name	Gross	Check Amount	Deposit	Status
04/02/2026	DD44062		2,917.11	0.00	2,171.29	Open
04/02/2026	DD44063		274.60	0.00	251.56	Open
04/02/2026	DD44064		2,663.36	0.00	1,723.63	Open
04/02/2026	DD44065		1,628.00	0.00	1,273.92	Open
04/02/2026	DD44066		3,230.77	0.00	2,318.66	Open
04/02/2026	DD44067		4,163.19	0.00	2,821.47	Open
04/02/2026	DD44068		1,887.14	0.00	1,375.72	Open
04/02/2026	DD44069		2,277.19	0.00	1,897.80	Open
04/02/2026	DD44070		274.60	0.00	241.92	Open
04/02/2026	DD44071		2,600.00	0.00	1,838.92	Open
04/02/2026	DD44072		3,437.60	0.00	2,246.16	Open
04/02/2026	DD44073		3,183.72	0.00	2,248.14	Open
04/02/2026	DD44074		274.60	0.00	241.92	Open
04/02/2026	DD44075		3,566.43	0.00	2,549.59	Open
04/02/2026	DD44076		1,680.22	0.00	1,157.08	Open
04/02/2026	DD44077		3,382.25	0.00	2,581.20	Open
04/02/2026	DD44078		2,496.48	0.00	1,839.67	Open
04/02/2026	DD44079		411.90	0.00	380.40	Open
04/02/2026	DD44080		1,966.40	0.00	1,486.88	Open
04/02/2026	DD44081		3,177.32	0.00	332.42	Open
04/02/2026	DD44082		3,329.06	0.00	2,151.39	Open
04/02/2026	DD44083		3,334.77	0.00	2,533.78	Open
04/02/2026	DD44084		3,046.92	0.00	2,188.07	Open
04/02/2026	DD44085		2,664.31	0.00	1,965.37	Open
04/02/2026	DD44086		308.24	0.00	238.42	Open
04/02/2026	DD44087		3,925.40	0.00	2,646.18	Open
04/02/2026	DD44088		2,189.82	0.00	1,563.83	Open
04/02/2026	DD44089		1,323.80	0.00	956.96	Open

04/28/2026 Check Register Report For City Of Owosso						
For Check Dates 04/01/2026 to 04/28/2026						
			Check	Physical	Direct	
Check Date	Check Number	Name	Gross	Check Amount	Deposit	Status
04/02/2026	DD44090		1,877.32	0.00	1,379.35	Open
04/02/2026	DD44091		170.50	0.00	157.46	Open
04/02/2026	DD44092		3,295.87	0.00	2,169.40	Open
04/02/2026	DD44093		3,401.74	0.00	2,410.40	Open
04/02/2026	DD44094		2,862.72	0.00	2,002.13	Open
04/02/2026	DD44095		2,496.48	0.00	1,855.28	Open
04/02/2026	DD44096		4,020.74	0.00	2,881.39	Open
04/02/2026	DD44097		2,505.26	0.00	1,562.81	Open
04/02/2026	DD44098		5,139.77	0.00	2,973.19	Open
04/02/2026	DD44099		2,034.24	0.00	1,811.44	Open
04/02/2026	DD44100		4,345.47	0.00	3,365.96	Open
04/02/2026	DD44101		1,803.98	0.00	1,331.22	Open
04/02/2026	DD44102		2,816.52	0.00	2,151.33	Open
04/02/2026	DD44103		1,277.25	0.00	981.45	Open
04/02/2026	DD44104		274.60	0.00	206.93	Open
04/02/2026	DD44105		1,869.61	0.00	763.42	Open
04/02/2026	DD44106		2,960.41	0.00	2,243.13	Open
04/02/2026	DD44107		1,799.20	0.00	1,380.33	Open
04/02/2026	DD44108		1,969.60	0.00	1,278.12	Open
04/02/2026	DD44109		3,769.50	0.00	2,581.95	Open
04/02/2026	DD44110		3,344.72	0.00	1,646.63	Open
04/02/2026	DD44111		2,361.91	0.00	1,864.08	Open
04/02/2026	DD44112		274.60	0.00	241.92	Open
04/02/2026	DD44113		3,946.70	0.00	1,847.46	Open
04/02/2026	DD44114		2,694.47	0.00	1,250.04	Open
04/02/2026	DD44115		2,183.28	0.00	1,686.44	Open
04/02/2026	DD44116		2,663.36	0.00	1,759.81	Open
04/02/2026	DD44117		13.73	0.00	12.10	Open

04/28/2026 Check Register Report For City Of Owosso						
For Check Dates 04/01/2026 to 04/28/2026						
			Check	Physical	Direct	
Check Date	Check Number	Name	Gross	Check Amount	Deposit	Status
04/02/2026	DD44118		2,862.72	0.00	1,510.16	Open
04/02/2026	DD44119		1,603.20	0.00	1,089.81	Open
04/02/2026	DD44120		3,263.16	0.00	2,360.02	Open
04/02/2026	DD44121		2,081.67	0.00	1,402.90	Open
04/02/2026	DD44122		3,462.44	0.00	2,477.52	Open
04/02/2026	DD44123		1,989.60	0.00	1,481.08	Open
04/02/2026	DD44124		2,454.82	0.00	1,983.42	Open
04/02/2026	DD44125		3,829.24	0.00	2,332.65	Open
04/02/2026	DD44126		3,284.23	0.00	2,075.62	Open
04/02/2026	DD44127		3,020.45	0.00	2,143.65	Open
04/02/2026	DD44128		3,499.01	0.00	2,282.55	Open
04/02/2026	DD44129		1,768.53	0.00	1,372.91	Open
04/02/2026	DD44130		4,182.99	0.00	2,806.17	Open
04/02/2026	DD44131		51.90	0.00	51.90	Open
04/02/2026	DD44132		40.51	0.00	40.51	Open
04/02/2026	DD44133		2,518.77	0.00	2,053.57	Open
04/02/2026	DD44134		2,504.84	0.00	1,992.00	Open
04/02/2026	DD44135		6,215.23	0.00	4,348.13	Open
04/02/2026	DD44136		109.84	0.00	101.44	Open
04/02/2026	DD44137		1,986.40	0.00	1,413.07	Open
04/02/2026	DD44138		1,989.60	0.00	1,584.10	Open
04/02/2026	DD44139		549.20	0.00	507.19	Open
04/02/2026	DD44140		2,900.17	0.00	2,111.53	Open
04/02/2026	DD44141		2,562.88	0.00	1,916.77	Open
04/02/2026	DD44142		178.49	0.00	157.25	Open
04/02/2026	DD44143		2,816.53	0.00	2,016.69	Open
04/02/2026	DD44144		1,797.68	0.00	1,379.01	Open
04/02/2026	DD44145		1,633.26	0.00	1,336.39	Open

04/28/2026 Check Register Report For City Of Owosso						
For Check Dates 04/01/2026 to 04/28/2026						
			Check	Physical	Direct	
Check Date	Check Number	Name	Gross	Check Amount	Deposit	Status
04/02/2026	DD44146		1,966.40	0.00	836.41	Open
04/02/2026	DD44147		2,816.53	0.00	2,000.12	Open
04/02/2026	DD44148		2,139.13	0.00	1,793.51	Open
04/02/2026	DD44149		8,757.35	0.00	5,410.55	Open
04/02/2026	DD44150		2,006.40	0.00	1,357.15	Open
04/02/2026	DD44151		2,496.48	0.00	2,066.57	Open
04/02/2026	DD44152		1,799.20	0.00	1,549.90	Open
04/02/2026	DD44153		3,580.65	0.00	2,624.54	Open
04/02/2026	DD44154		2,134.68	0.00	1,639.41	Open
04/02/2026	DD44155		137.30	0.00	120.94	Open
04/02/2026	DD44156		3,519.23	0.00	2,530.50	Open
04/02/2026	DD44157		274.60	0.00	241.92	Open
04/02/2026	DD44158		1,907.50	0.00	1,282.17	Open
04/02/2026	DD44159		2,766.40	0.00	2,081.96	Open
04/16/2026	DD44160		3,925.40	0.00	2,600.19	Open
04/16/2026	DD44161		8,623.63	0.00	5,217.35	Open
04/16/2026	DD44162		3,230.77	0.00	2,318.65	Open
04/16/2026	DD44163		2,454.81	0.00	1,941.77	Open
04/16/2026	DD44164		3,798.80	0.00	2,196.54	Open
04/16/2026	DD44165		2,511.74	0.00	1,984.16	Open
04/16/2026	DD44166		4,487.63	0.00	1,933.92	Open
04/16/2026	DD44167		1,827.00	0.00	1,330.11	Open
04/16/2026	DD44168		3,344.72	0.00	1,649.84	Open
04/16/2026	DD44169		2,084.63	0.00	1,414.44	Open
04/16/2026	DD44170		2,766.40	0.00	1,881.96	Open
04/16/2026	DD44171		1,747.20	0.00	1,100.61	Open
04/16/2026	DD44172		1,680.22	0.00	1,157.07	Open
04/16/2026	DD44173		3,329.06	0.00	2,151.39	Open

04/28/2026 Check Register Report For City Of Owosso						
For Check Dates 04/01/2026 to 04/28/2026						
			Check	Physical	Direct	
Check Date	Check Number	Name	Gross	Check Amount	Deposit	Status
04/16/2026	DD44174		2,189.81	0.00	1,563.83	Open
04/16/2026	DD44175		2,277.19	0.00	1,897.80	Open
04/16/2026	DD44176		3,177.32	0.00	339.33	Open
04/16/2026	DD44177		2,664.31	0.00	1,965.39	Open
04/16/2026	DD44178		1,628.01	0.00	1,377.63	Open
04/16/2026	DD44179		6,325.59	0.00	4,549.06	Open
04/16/2026	DD44180		3,416.52	0.00	2,658.93	Open
04/16/2026	DD44181		3,416.52	0.00	2,432.43	Open
04/16/2026	DD44182		2,967.41	0.00	2,211.57	Open
04/16/2026	DD44183		7,703.32	0.00	5,155.88	Open
04/16/2026	DD44184		4,202.94	0.00	2,939.44	Open
04/16/2026	DD44185		3,217.20	0.00	2,401.65	Open
04/16/2026	DD44186		3,910.99	0.00	3,053.88	Open
04/16/2026	DD44187		3,302.21	0.00	2,410.81	Open
04/16/2026	DD44188		2,983.12	0.00	1,946.15	Open
04/16/2026	DD44189		3,121.01	0.00	2,369.92	Open
04/16/2026	DD44190		2,816.52	0.00	2,189.76	Open
04/16/2026	DD44191		3,566.02	0.00	2,528.62	Open
04/16/2026	DD44192		3,643.72	0.00	2,539.00	Open
04/16/2026	DD44193		3,196.91	0.00	2,346.82	Open
04/16/2026	DD44194		189.11	0.00	2.50	Open
04/16/2026	DD44195		1,803.99	0.00	1,331.23	Open
04/16/2026	DD44196		3,946.70	0.00	1,850.66	Open
04/16/2026	DD44197		137.30	0.00	126.79	Open
04/16/2026	DD44198		137.30	0.00	120.96	Open
04/16/2026	DD44199		137.30	0.00	120.96	Open
04/16/2026	DD44200		109.84	0.00	96.76	Open
04/16/2026	DD44201		137.30	0.00	85.96	Open

04/28/2026 Check Register Report For City Of Owosso						
For Check Dates 04/01/2026 to 04/28/2026						
			Check	Physical	Direct	
Check Date	Check Number	Name	Gross	Check Amount	Deposit	Status
04/16/2026	DD44202		137.30	0.00	120.96	Open
04/16/2026	DD44203		41.19	0.00	38.03	Open
04/16/2026	DD44204		274.60	0.00	253.60	Open
04/16/2026	DD44205		137.30	0.00	120.96	Open
04/16/2026	DD44206		109.84	0.00	96.77	Open
04/16/2026	DD44207		137.30	0.00	120.96	Open
04/16/2026	DD44208		4,040.09	0.00	2,862.65	Open
04/16/2026	DD44209		889.98	0.00	803.36	Open
04/16/2026	DD44210		2,816.52	0.00	2,095.47	Open
04/16/2026	DD44211		2,816.52	0.00	2,082.06	Open
04/16/2026	DD44212		1,017.12	0.00	895.08	Open
04/16/2026	DD44213		2,542.76	0.00	1,925.03	Open
04/16/2026	DD44214		2,663.36	0.00	1,765.03	Open
04/16/2026	DD44215		2,864.27	0.00	2,110.50	Open
04/16/2026	DD44216		3,334.77	0.00	2,545.13	Open
04/16/2026	DD44217		2,496.48	0.00	1,565.43	Open
04/16/2026	DD44218		2,496.48	0.00	2,020.68	Open
04/16/2026	DD44219		5,782.42	0.00	4,188.93	Open
04/16/2026	DD44220		5,596.52	0.00	4,335.31	Open
04/16/2026	DD44221		5,340.47	0.00	3,649.94	Open
04/16/2026	DD44222		3,529.90	0.00	2,190.22	Open
04/16/2026	DD44223		2,542.71	0.00	2,077.29	Open
04/16/2026	DD44224		3,143.78	0.00	2,580.75	Open
04/16/2026	DD44225		2,774.26	0.00	1,943.72	Open
04/16/2026	DD44226		2,787.74	0.00	2,163.37	Open
04/16/2026	DD44227		2,586.08	0.00	1,188.54	Open
04/16/2026	DD44228		2,715.64	0.00	1,842.48	Open
04/16/2026	DD44229		2,862.72	0.00	1,552.23	Open

04/28/2026 Check Register Report For City Of Owosso						
For Check Dates 04/01/2026 to 04/28/2026						
			Check	Physical	Direct	
Check Date	Check Number	Name	Gross	Check Amount	Deposit	Status
04/16/2026	DD44230		3,351.85	0.00	2,468.26	Open
04/16/2026	DD44231		2,759.01	0.00	2,015.68	Open
04/16/2026	DD44232		2,600.00	0.00	1,845.82	Open
04/16/2026	DD44233		435.78	0.00	337.07	Open
04/16/2026	DD44234		2,184.00	0.00	1,629.60	Open
04/16/2026	DD44235		1,643.26	0.00	1,285.06	Open
04/16/2026	DD44236		2,150.05	0.00	1,616.31	Open
04/16/2026	DD44237		2,165.58	0.00	1,065.82	Open
04/16/2026	DD44238		2,700.43	0.00	1,820.51	Open
04/16/2026	DD44239		2,482.94	0.00	1,965.71	Open
04/16/2026	DD44240		1,693.38	0.00	1,216.38	Open
04/16/2026	DD44241		2,049.85	0.00	1,432.41	Open
04/16/2026	DD44242		1,779.52	0.00	1,365.57	Open
04/16/2026	DD44243		2,427.60	0.00	1,910.92	Open
04/16/2026	DD44244		3,519.23	0.00	2,537.53	Open
04/16/2026	DD44245		700.00	0.00	593.99	Open
04/16/2026	DD44246		2,401.01	0.00	1,850.46	Open
04/16/2026	DD44247		8,165.63	0.00	5,433.74	Open
04/16/2026	DD44248		1,287.00	0.00	988.38	Open
04/16/2026	DD44249		2,593.76	0.00	2,007.47	Open
04/16/2026	DD44250		2,012.31	0.00	1,501.01	Open
04/16/2026	DD44251		2,379.68	0.00	1,737.81	Open
04/16/2026	DD44252		2,163.04	0.00	1,033.03	Open
04/16/2026	DD44253		2,486.00	0.00	1,707.39	Open
04/16/2026	DD44254		1,680.06	0.00	1,341.87	Open
04/16/2026	DD44255		3,780.33	0.00	2,439.69	Open
04/16/2026	DD44256		1,708.41	0.00	1,327.17	Open
04/16/2026	DD44257		1,663.32	0.00	1,359.28	Open

04/28/2026 Check Register Report For City Of Owosso						
For Check Dates 04/01/2026 to 04/28/2026						
			Check	Physical	Direct	
Check Date	Check Number	Name	Gross	Check Amount	Deposit	Status
04/16/2026	DD44258		1,603.20	0.00	1,290.46	Open
04/16/2026	DD44259		2,399.68	0.00	1,666.66	Open
04/16/2026	DD44260		2,163.04	0.00	1,632.61	Open
04/16/2026	DD44261		3,370.74	0.00	2,422.58	Open
04/16/2026	DD44262		3,721.20	0.00	2,503.07	Open
04/16/2026	DD44263		1,989.60	0.00	1,639.29	Open
04/16/2026	DD44264		2,006.48	0.00	1,726.31	Open
04/16/2026	DD44265		1,942.40	0.00	1,552.57	Open
04/16/2026	DD44266		2,226.89	0.00	1,720.56	Open
04/16/2026	DD44267		279.00	0.00	255.44	Open
04/16/2026	DD44268		54.92	0.00	48.39	Open
04/16/2026	DD44269		123.57	0.00	108.86	Open
04/02/2026	EFT2479	FICA AND FEDERAL	50,089.70	50,089.70	0.00	Open
04/02/2026	EFT2480	HEALTH EQUITY	3,100.64	3,100.64	0.00	Open
04/02/2026	EFT2481	AFLAC	357.52	357.52	0.00	Open
04/02/2026	EFT2482	MISDU	1,060.91	1,060.91	0.00	Open
04/02/2026	EFT2483	AFSCME UNION DUES	1,021.00	1,021.00	0.00	Open
04/02/2026	EFT2484	FOP UNION DUES	44.00	44.00	0.00	Open
04/02/2026	EFT2485	IAFF UNION DUES	800.00	800.00	0.00	Open
04/02/2026	EFT2486	POLICE OFFICERS LABOR COUNCIL	742.00	742.00	0.00	Open
04/02/2026	EFT2487	NATIONWIDE DEF COMP	3,700.74	3,700.74	0.00	Open
04/02/2026	EFT2488	EMPOWER 457 AND ROTH PLANS	8,981.51	8,981.51	0.00	Open
04/02/2026	EFT2489	EMPOWER DC PLANS - GENERAL CITY AND AFSCME	11,301.08	11,301.08	0.00	Open
04/02/2026	EFT2490	EMPOWER DC PLAN TIED TO HYBRID FIRE AND POL	3,678.16	3,678.16	0.00	Open
04/02/2026	EFT2491	MERS OF MICHIGAN	777.05	777.05	0.00	Open
04/06/2026	EFT2492	ALERUS DEFINED CONTRIBUTIONS	11,284.02	11,284.02	0.00	Open
04/06/2026	EFT2493	ALERUS HYBRID RETIREMENT - DC PLAN	3,495.50	3,495.50	0.00	Open
04/06/2026	EFT2494	EMPOWER DC PLANS - GENERAL CITY AND AFSCME	11,013.74	11,013.74	0.00	Open

04/28/2026 Check Register Report For City Of Owosso						
For Check Dates 04/01/2026 to 04/28/2026						
			Check	Physical	Direct	
Check Date	Check Number	Name	Gross	Check Amount	Deposit	Status
04/06/2026	EFT2495	EMPOWER DC PLAN TIED TO HYBRID FIRE AND POL	3,613.32	3,613.32	0.00	Open
04/06/2026	EFT2496	ALERUS 457/ROTH EE CONTRIBUTIONS	8,958.85	8,958.85	0.00	Open
04/06/2026	EFT2497	EMPOWER 457 AND ROTH PLANS	9,100.05	9,100.05	0.00	Open
04/08/2026	EFT2498	FICA AND FEDERAL	24.11	24.11	0.00	Open
04/08/2026	EFT2499	MERS OF MICHIGAN	777.05	777.05	0.00	Open
04/09/2026	EFT2500	MERS OF MICHIGAN	777.05	777.05	0.00	Open
04/16/2026	EFT2501	FICA AND FEDERAL	54,434.18	54,434.18	0.00	Open
04/17/2026	EFT2502	IAFF UNION DUES	800.00	800.00	0.00	Open
04/17/2026	EFT2503	HEALTH EQUITY	3,375.64	3,375.64	0.00	Open
04/17/2026	EFT2504	MISDU	1,060.91	1,060.91	0.00	Open
04/17/2026	EFT2505	NATIONWIDE DEF COMP	3,586.26	3,586.26	0.00	Open
04/16/2026	EFT2506	MERS OF MICHIGAN	777.05	777.05	0.00	Open
04/17/2026	EFT2507	EMPOWER 457 AND ROTH PLANS	9,281.16	9,281.16	0.00	Open
04/17/2026	EFT2508	EMPOWER DC PLANS - GENERAL CITY AND AFSCME	11,846.71	11,846.71	0.00	Open
04/17/2026	EFT2509	EMPOWER DC PLAN TIED TO HYBRID FIRE AND POL	3,901.10	3,901.10	0.00	Open
04/20/2026	EFT2510	THE STANDARD INSURANCE COMPANY	6,641.80	6,641.80	0.00	Open
04/21/2026	EFT2511	DELTA DENTAL	6,501.04	6,501.04	0.00	Open
Totals:			879,774.37	336,612.60	376,316.69	
Total Physical Checks:		16				
Total Check Stubs:		252				



Warrant 666
April 22, 2026

Date	Vendor	Description	Fund	Amount
04/22/2026	Waste Management	Landfill Services	WWTP	\$10,299.34
			TOTAL	\$10,299.34

STATEMENT REGARDING BUSINESS DEALINGS WITH THE CITY

Per Owosso City Charter Section 14.4 and Michigan Public Act 317 of 1968, as amended

I, Carl Ludington, being an officer of the City of Owosso, do hereby declare a pecuniary interest in the foregoing proposed contract(s) with the City of Owosso as described as:

For the Period of: April 1 2026 – April 28 2026

Vendor: Ludington Electric, Inc

Total Amount: 2758.16

Detailed information for the listed amount is attached to this statement.

I am making this declaration because I am the owner/operator of Ludington Electric, Inc.

I confirm that I will not vote on the matter(s) in question, I will not take part in discussion on any question in respect to the matter(s), and I will not attempt in any way whether before, during or after the meeting to influence the voting on any such question at a public meeting of the Owosso City Council.

Said items will be considered for approval at the ___May 18 2026___ meeting of the Owosso City Council.

E-SIGNED by Carl Ludington
on 04-30-2026

April 30, 2026

Carl Ludington
Signature

Date

Declared: May 4 2026

04/28/2026

CUSTOM PURCHASE ORDER REPORT

PO NUMBER	PURCHASE ORDER TYPE	REQUESTED BY	VENDOR NAME	DESCRIPTION	AMOUNT	AMOUNT RELIEVED	REMAINING BALANCE
PO STATUS: OPEN							
PO STATE: PURCHASE ORDER							
PO TYPE: QUICK PO							
000047752	QUICK PO	tswheeler	LUDINGTON ELECTRIC, INC.	BENTLEY PARK ELECTRIC NOT WORKING	120.00	0.00	120.00
000047773	QUICK PO	tswheeler	LUDINGTON ELECTRIC, INC.	CASS STREET LIGHT REPAIR MAINT.	738.73	0.00	738.73
000047774	QUICK PO	tswheeler	LUDINGTON ELECTRIC, INC.	INTERSECTON LIGHT INSTALL BALL ST & CHAIRMAN REPAIR FOR XMAS LIGHTS	1,899.43	0.00	1,899.43
TOTAL PO TYPE: QUICK PO					2,758.16	0.00	2,758.16
TOTAL PO STATE: PURCHASE ORDER					2,758.16	0.00	2,758.16
TOTAL PO STATUS: OPEN					2,758.16	0.00	2,758.16
					2,758.16	0.00	2,758.16



MEMORANDUM

301 W. MAIN ▪ OWOSSO, MICHIGAN 48867-2958 ▪ WWW.CI.OWOSSO.MI.US

DATE: April 28, 2026
TO: Owosso City Council
FROM: Amy Fuller, Assistant City Manager
SUBJECT: Curwood Castle Restoration Project

RECOMMENDATION:

Staff recommends approving a contract with Perrin Construction in the amount of \$163,505 with a contingency of \$32,000.

BACKGROUND:

The Owosso Historical Commission hired H2A Architects to address a roof issue that is leading to water damage inside the Castle. During this process, the Commission decided it would be advantageous to request the architect inspect the entire building to identify and address all deferred maintenance issues. The resulting plan is very detailed and corrects a wide range of the building's issues. Work will include a partial roof replacement, stucco work, plaster repair, electrical improvements, window restoration, replacement of missing slate shingles, gutter repair, and installation of new gutters.

The City of Owosso released a public bid, and Perrin Construction submitted the low bid of \$146,750.00. There is an option to add an additional \$16,755.00 to paint the entire exterior of the building, versus only painting the areas of stucco replacement. The combined total is \$163,505. H2A has suggested a contingency be approved for \$32,000. The full amount of \$163,505 plus the contingency was approved by the Owosso Historical Commission on April 24, 2026.

There were two other bids submitted. Sorensen Gross had a base bid of \$200,000 and \$25,531 for the exterior painting. Wolverine Building Group had a base bid of \$368,000 and \$49,508 for the exterior painting.

If approved, work is tentatively planned to start on June 8 and continue through the summer.

FISCAL IMPACTS:

Due to the sale of the Gould House, the Commission has the funds needed to complete this project. If the full contingency were needed (and accounting for all projects currently approved by the board), the Commission would have a remaining fund balance of \$8,500.

Enclosed:

1. Letter of recommendation from H2A Architects
2. Perrin Construction Bid
3. Bid tab

RESOLUTION NO.

**AUTHORIZING A CONTRACT WITH PERRIN CONSTRUCTION FOR SERVICES AT
CURWOOD CASTLE**

WHEREAS, the City of Owosso, Shiawassee County, Michigan, owns Curwood Castle, a historic building;
and

WHEREAS, Curwood Castle needs repairs and restoration work; and

WHEREAS, the City of Owosso released a public bid for the Curwood Castle Restoration Project; and

WHEREAS, Perrin Construction submitted the lowest qualified bid; and

WHEREAS, the Assistant City Manager recommends authorizing the City to contract with Perrin
Construction for this project.

NOW THEREFORE BE IT RESOLVED by the City Council of the City of Owosso, Shiawassee County,
Michigan that:

FIRST: The City of Owosso has theretofore determined that it is advisable, necessary, and in the
public interest to authorize contracting with Perrin Construction for the Curwood Castle
Restoration Project.

SECOND: The accounts payable department is authorized to submit payment to Perrin Construction
in an amount not to exceed \$195,505.

THIRD: The above expenses shall be paid for from the Historical Fund Account 297-798-930.000.



April 17, 2026

City of Owosso
301 W. Main Street
Owosso, MI 48867

RE: Curwood Castle Restoration and Repairs

Dear Commissioners/Council Members:

Three (3) proposals have been received for the Curwood Castle Restoration and Repairs. The proposals have been reviewed and found to be complete. A summary tabulation is attached. The apparent low bid was submitted by Perrin Construction Co. Inc. of Durand, Michigan.

The Base Bid includes Restoration and Repairs of the stucco, partial roof replacement, partial gutter and downspout work, interior plaster repairs and one window restoration/rehabilitation.

Bid Alternate #1 is for an amount to be added to the Base Bid to paint the entire exterior.

Perrin Construction has adequately completed projects designed by H2A in the past and has adequately completed projects for the City in the past. I have reviewed their submitted proposal, proposed subcontractors, and qualifications, and have no concerns.

H2A recommends a contingency be established for unforeseen issues for Historic Properties.

Based upon the above information, including price, qualifications, experience, and work plan, I would recommend an award in the amount of One hundred sixty-three thousand, five hundred five dollars and zero cents (\$163,505.00) to Perrin Construction Co. Inc. 8888 E. Lansing Road, Durand, Michigan, 48429, in accordance with their proposal dated April 14, 2026 . This includes Alternates # 1 for additional painting. In addition, I recommend that a contingency be established in the amount of 32,000.00.

Sincerely,

A handwritten signature in blue ink, appearing to read 'JH', is written over a light blue circular stamp.

Jackie Hoist, AIA 36CFR61 Historic Architect
Project Manager

Z:\Projects\City of Owosso\25-240 Curwood Castle\Bid and Award\Recommendation letter.docx

SECTION 00 42 01

PROPOSAL FORM

PROJECT: City of Owosso - Curwood Castle Restoration and Repairs

Business Name of Proposer Perrin Construction Co., Inc.

Address: 8888 E. Lansing Rd. Durand, MI 48429

Telephone: 989-288-6046 Date: 04-14-2026

Email: info@perrinconstructionco.com

To: City of Owosso:

I the undersigned, have received the specifications and drawings for the Construction Work of the above named project prepared by H2A Architects Inc. I have also received the Addenda acknowledged below and have included all their provisions and costs in my proposal. Having carefully considered and examined all Contract Documents, having visited the site and examined all conditions affecting the work, I submit the following proposal and hereby agree;

1. To furnish all labor, services, materials, equipment and coordination of trades required to perform all work in strict conformance with the Contract Documents, including all commissions, overhead, taxes, fees and profit.
2. To complete the work by time stipulated on the Proposal form and under the conditions as outlined in the Contract Documents.
3. To accept the provisions of the Instructions to Proposers regarding disposition of proposal Security.
4. To hold my proposal open for a maximum period of sixty (60) days.

Curwood Castle Restoration and Repairs 226 Curwood Castle Dr, Owosso, MI 48867:

Work as shown on the drawings and specifications, including but not limited to: Repair and replacement of historic stucco, repair and replacement of historic natural slate roof and underlayment, copper flashing, gutters and downspouts, wood window restoration and reconstruction, interior plaster restoration and repair, EIFS repair, exterior and interior painting, minor electrical and minor changes to storm water collection.

For individual spot slate replacements, allow up to 30 broken, damaged, or missing slates, this is in addition to the mass slate replacement over the stairwell called out on the drawings.

For replacement of parging/stucco noted at the base of the building, adjacent to grade, where shown on the drawings, allow a total of 75 square feet. This is in addition to mass stucco replacement at the curved stairwell wall, and the chimney stucco replacement.

Base Bid - State the Amount in words:

One Hundred Forty Six Thousand Seven Hundred Fifty Dollars & 00/100***

\$ 146,750 .00 Total Amount

Alternate #1 - State the Amount in words to prep and paint all previously painted exterior surfaces that are not included in the base bid:

Sixteen Thousand Seven Hundred Fifty Five Dollars & 00/100***

\$ 16,755.00 Total Amount

Unit Prices:

Should I, the undersigned, be required to perform **additional work** beyond what is indicated in the Contract Documents, I hereby agree to make additions to the contract amount based on the following Unit Prices. All Unit Prices include labor, material, overhead, profit, taxes, insurance and all related charges.

<u>Description</u>	<u>Material Cost</u>	<u>Labor Cost</u>	<u>Total Cost</u>	
Stucco Full Depth Replacement (including lath if applicable)	\$ <u>14.00</u>	\$ <u>85.00</u>	\$ <u>99.00</u>	SF
Stucco Repair	\$ <u>10.00</u>	\$ <u>65.00</u>	\$ <u>75.00</u>	SF
Plaster Replace Full Depth (including lath if applicable)	\$ <u>15.00</u>	\$ <u>85.00</u>	\$ <u>100.00</u>	SF
Plaster Repair	\$ <u>10.00</u>	\$ <u>65.00</u>	\$ <u>75.00</u>	SF
State Replacement (individual spot replacements in excess of the allowance)	\$ <u>25.00</u>	\$ <u>125.00</u>	\$ <u>150.00</u>	EA

Addenda:

The undersigned, hereby acknowledges receipt of the following addenda:

<u>Addendum No.</u>	<u>Date</u>
<u>#1</u>	<u>March 23, 2026</u>
<u> </u>	<u> </u>
<u> </u>	<u> </u>

Subcontractors:

I, the Proposer, propose the following list of major sub-contractors to be employed on the project (subject to final approval by the Owner and the Design Professional):

Roofing (Flashing & Gutters)
Ingram Roofing Rochester, MI

Carpentry (Window Repair & Reconstruction)
Perrin Construction Co., Inc. Durand, MI

Plaster & Stucco
TFH Design Chesaning, MI

Painting
Mishlers Painting Plus Owosso, MI

Electrical
Ludington Electric Owosso, MI

Site Superintendent:

The following, full time on site job superintendent will be assigned to this project:

Name: Russell Perrin

Superintendent will not be reassigned, during duration of the project without approval of the Owner and Design Professional.

VARIANCE FROM SPECIFICATIONS: If the bidder is unable to comply with the timeline requirements of the contract documents as outlined, the bidder shall clearly note his/her proposed timeline.

The bidder may also propose additions or alternatives to the specifications for the City to consider, the cost associated with these additions or alternatives shall be clearly stated on a separate page labeled "other services/items offered" as voluntary alternates. The bidders base-bid proposal must be in compliance with the specifications provided.

If products specified are unavailable, contractor shall include an alternative equivalent product in the base-bid, but clearly state the unavailability and the alternate product quoted in the base-bid. The architect shall be the sole judge of product equivalency.

Time for Completion:

I, the undersigned, hereby agree to complete all the work and improvements as specified in the contract documents as stated in the notice to bidders.

Liquidated damages shall apply if the Contractor does not complete the work within these requirements and as indicted in the Notice to Bidders and the General Requirements Section 01 10 00, item 1.09.

FINAL EXECUTION

Acceptance:

The undersigned, is duly authorized to enter into a contract on behalf of the above listed Proposer.

The undersigned agrees that if the City accepts this proposal, Contractor will, within (10) consecutive calendar days after receiving notice of this acceptance, enter into a contract to furnish all material, labor, equipment and tools necessary to execute the work at the prices named in the bid proposal.

Further I agree, if awarded the contract, to execute and deliver to the Owner prior to the signing of the contract, insurance certifications which fully comply with the specifications, and satisfactory bonds, in the form of 100% 'Performance Bond' and 100% 'Labor and Material Payment Bond'. All insurance coverages will be provided by a company licensed to carry out business in the State of Michigan.

The undersigned certifies on behalf of the Proposer that the Proposer is **not an "Iran Linked Business"** as defined in the Iran Economic Sanctions Act of the State of Michigan, 2012 PA 517.

I have enclosed the required bid security, in the amount of five percent (5%) of the Base Bid.

On behalf of Perrin Construction Co., Inc. I hereby submit this

proposal for City of Owosso **Curwood Castle Restoration and Repairs 226 Curwood Castle Dr, Owosso, MI 48867** for your consideration. The undersigned acknowledges that this proposal is subject to the General Conditions, Supplementary Conditions, General Requirements and the Specifications included in the Contract Documents. In submitting this proposal, it is understood that the right is reserved by the City to reject any and all proposals and waive any irregularities in the bidding process.

Dated and signed at Durand State of Michigan

This 14th day of April, 2026

BY:



Signature

Scott L. Perrin, President

Printed Name and Title

WITNESS:



Signature

Julie R. Johnson

Printed Name

END OF SECTION

SIGNATURE PAGE AND LEGAL STATUS

The undersigned certifies that he is an official legally authorized to bind his firm and to enter into a contract should the city accept this proposal.

Bid proposal by Perrin Construction Co., Inc.
(Name of Firm)


Legal status of bidder. Please check the appropriate box and **USE CORRECT LEGAL NAME.**

A. Corporation ; State of Incorporation Michigan

B. Partnership ; List of names _____

C. DBA ; State full name _____ DBA _____

D. Other ; Explain _____

Signature of Bidder  Title President
(Authorized Signature)

Printed name Scott L. Perrin

Signature of Bidder _____ Title _____
(Authorized Signature)

Printed name _____

Address 8888 E. Lansing Rd. City Durand Zip 48429

Telephone (989) 288-6046

Signed this 14th day of April 2026.

Bidder acknowledges receipt of the following Addenda:

ADDENDUM NO.	BIDDER'S INITIALS
<u>1</u>	<u>SP</u>
_____	_____
_____	_____

AFFIDAVIT

In accordance with Section 2-348 of the Owosso city code, the bid from a business located in Shiawassee County shall be adjusted to reflect a preference. In order for the city to calculate the adjustment, the bidder hereby deposes and states that their business address is registered, and is currently paying real and/or personal property taxes in Shiawassee County at the following address:

8888 E. Lansing Rd., Durand, MI 48429
Registered business address


The affiant further deposes and states that a sub-contract with a business registered, and paying real and/or personal property taxes in Shiawassee County will be executed for a percentage equal to or greater than twenty-five percent (25%) as stated below:

Business name and address of sub-contractor

Percentage of contract

April 14, 2026
Date

GENERAL CONTRACTOR


Scott L. Perrin
Authorized signature
President
Title
Perrin Const. Co., Inc.
Company name

PROOF OF INSURANCE

This is to certify that the following endorsement is part of the policy(ies) described below:

NAMED INSURED (CONTRACTOR)

Perrin Construction Co., Inc.

ADDRESS

8888 E. Lansing Rd.
Durand, MI 48429

COMPANIES AFFORDING COVERAGE

A.
B.
C.

It is hereby understood and agreed that the city of Owosso, its city council and each member thereof and every officer and employee of the city shall be named as joint and several assureds with respect to claims arising out of the following project: **City of Owosso Curwood Castle Restoration and Repairs**

BID NAME

It is further agreed that the following indemnity agreement between the city of Owosso and the named insured is covered under this policy: Contractor agrees to indemnify, hold harmless and defend city, its city council and each member thereof and every officer and employee of city from any and all liability or financial loss resulting from any suits, claims, losses or actions brought against and from all costs and expenses of litigation brought against city, its city council and each member thereof and any officer or employee of city which results directly or indirectly from the wrongful or negligent actions of contractor's officers, employees, agents or others employed by Contractor while engaged by contractor in the (performance of this agreement) construction of this project.

It is further agreed that the inclusion of more than one assured shall not operate to increase the limit of the company's liability and that insurer waives any right on contribution with insurance which may be available to the city of Owosso.

The contractor, or any of their subcontractors, shall not commence work under this contract until they have attained the insurance required below, and shall keep such insurance in force during the entire life of this contract. All coverage shall be with insurance companies licensed and admitted to do business in the State of Michigan and acceptable to the city of Owosso. The requirements below should not be interpreted to limit the liability of the Contractor. All deductibles and SIR's are the responsibility of the Contractor.

The Contractor shall procure and maintain the following insurance coverage:

- 1. Worker's Compensation Insurance** including Employers' Liability Coverage, in accordance with all applicable statutes of the State of Michigan.
- 2. Commercial General Liability Insurance** on an "Occurrence Basis" with limits of liability not less than \$1,000,000 per occurrence and aggregate. Coverage shall include the following extensions: (A) Contractual Liability; (B) Products and Completed Operations; (C) Independent Contractors Coverage; (D) Broad Form General Liability Extensions or equivalent, if not already included.
- 3. Automobile Liability** including Michigan No-Fault Coverages, with limits of liability not less than \$1,000,000 per occurrence, combined single limit for Bodily Injury, and Property Damage. Coverage shall include all owned vehicles, all non-owned vehicles, and all hired vehicles.
- 4. Additional Insured:** Commercial General Liability and Automobile Liability, as described above, shall include an endorsement stating the following shall be **Additional Insureds:** City of Owosso, all elected and appointed officials, all employees and volunteers, all boards, commissions, and/or authorities and board members, including employees and volunteers thereof. It is understood and agreed by naming City of Owosso as additional insured, coverage afforded is considered to be primary and any other insurance the city of Owosso may have in effect shall be considered secondary and/or excess.
- 5. Cancellation Notice:** All policies, as described above, shall include an endorsement stating that it is understood and agreed that a Ten (10) days notice for non-payment of premium is required and a Thirty (30) days notice is required for Non-Renewal, Reduction, and/or Material Change, shall be sent to: City of Owosso, Bid Coordinator, 301 W. Main Street, Owosso, Michigan 48867.

6. **Proof of Insurance Coverage:** The Contractor shall provide the city of Owosso, at the time that the contracts are returned by him/her for execution, a Certificate of Insurance as well as the required endorsements. In lieu of required endorsements, if applicable, a copy of the policy sections where coverage is provided for additional insured and cancellation notice would be acceptable. Copies or certified copies of all policies mentioned above shall be furnished, if so requested.

If any of the above coverages expire during the term of this contract, the Contractor shall deliver renewal certificates and endorsements to the city of Owosso at least ten (10) days prior to the expiration date.

Please include a copy of insurance declaration verifying amounts of coverage. The verification of insurance is not an insurance policy and does not amend, extend or alter the coverage afforded by the policies listed herein. Notwithstanding any requirement, term, or condition of any contract or other document with respect to which this certificate or verification of insurance may be issued or may pertain, the insurance afforded by the policies described herein is subject to all the terms, exclusions and conditions of such policies.

DATE 4/10/2026

BY *Travis Petts*
Authorized Insurance Agent

AGENCY Gallagher

TITLE Producer

ADDRESS 1190 Torrey Rd
Fenton, MI 48430

SECTION 00 43 21
PROPOSER QUALIFICATION FORM

PROJECT: RESTORATION AND REPAIRS FOR OWOSSO CURWOOD CASTLE NO. 25-240

Name of Proposer Perrin Construction Co., Inc.
 Address: 8888 E. Lansing Rd.
 City/State: Durand, MI Zip: 48429
 Telephone: 989-288-6046 Email: info@perrinconstructionco.com

Company History

Year Established: 1949 Years in Business: 77 Number of Employees: 17 FT PT
 Percent of your business that is commercial contracting 95 %

Type of Organization: (check one)

Individual Partnership Corporation X Joint Venture

How many years has your company been providing contractor services for historic buildings? Provide narrative on your background, capabilities, and knowledge as it relates to contracting services:

Perrin Const. Co., Inc. has been in business since 1949 and constructing all areas
of commercial building projects including many historical projects in Shiawassee County.

Public Sector Clients served:

Project Name:	Contact Person	Phone	Email
<u>Burns Township Hall</u>	<u>Casey Glass</u>	<u>810.266.6220</u>	<u>caseyrg6@yahoo.com</u>
<u>Caledonia Township Fire Dept. Sub-Station</u>	<u>Any Hblek</u>	<u>989.743.5300</u>	<u>supervisor@caledoniatwp.com</u>
<u>Shiawassee County Drain Commission/Building & Grounds Facility</u>	<u>Brandon Marks</u>	<u>989.743.2222</u>	<u>bmarks@shiawassee.net</u>
<u>Shiawassee Township Hall, Fire Dept. & Library</u>	<u>Gerald Novak</u>	<u>989.634.9700</u>	<u>gnshiatwp@gmail.com</u>

Provide a description of any current projects and the previous three projects that your company has performed contracting services for historic buildings that are similar in scope and size to this project:

Project Name	Location	Year
Chemical Bank	100 E. Main St., Owosso, MI 48867	2007

Contact Person	Phone	Email
Jack Harrison	-	-

Company Name
Chemical Bank-President

Description:
Fire Restoration

Project Name	Location	Year
Shiawassee County Circuit Court	208 N. Shiawassee St., Corunna, MI 48817	2007

Contact Person	Phone	Email
Ron Korzecke	-	-

Company Name
Shiawassee County Coordinator

Description:
ADA Entrance up-grades

Project Name	Location	Year
American Legion Post	201 E. Mason St., Owosso, MI 48867	2008

Contact Person	Phone	Email
Jim Carrothers	-	-

Company Name
Post Commander

Description:
Fire Restoration

Is your company familiar with the National Park Service Preservation Briefs? Yes ___ No X

How would you describe your company's current and upcoming workload?

Steady with room for projects.

What is your company's proposed work plan/schedule/timeline for this project?

Start May 2, 2026 with an end date of November 1, 2026

Has your company ever been involved in, or had an official complaint filed by any agency or department of the State of Michigan or local governmental unit against your company, the owner(s) of the company or any company personnel who will be assigned to this project?

No X

If Yes, please provide an explanation:

Has your company, or any individual officers, employees or agents of your company, been involved in litigation against your company in the past five (5) years?

No X

If Yes, please provide an explanation:

Attach a resume for: Project Manager Site Superintendent

I hereby certify that, as of the above date, the information provided in this Qualification Statement is true and sufficiently complete so as not to be misleading.

Representative's Name: Scott L. Perrin

Signature: 

Title: President

PROJECT TEAM

Zachary Perrin – Project Manager

Start Date June 2006

Specializes & project supervisor with over 20 years experience in construction.

- Project Manager
- Estimator
- Preparing bids and proposals
- Site Supervisor
- Finish Carpenter

Russell Perrin – Site Superintendent

Start Date September 1999

Specializes & project supervisor with over 26 years experience in construction.

- Site Supervisor
- Oversee Subcontractors
- Safety Enforcement
- Finish Carpenter

SECTION 00 42 02

FAMILIAL RELATIONSHIP SWORN STATEMENT

Perrin Construction Co., Inc. does hereby disclose that:

(Company Name)

 YES. There exists a familial relationship between the City of Owosso representatives, members of their Board(s), Directors or Supervisor(s), officer(s) or employee(s) and the Owner(s), officer(s) or employee(s) of:

(Company Name)

Disclosure Between

Name _____	and	Name _____
Title _____		Title _____
Relationship _____		Relationship _____

 X NO. A familial relationship does not exist between the City of Owosso representatives, members of their Board(s), Directors or Supervisor(s), officer(s) or employee(s) and the Owner(s), officer(s) or employee(s) of:

Perrin Construction Co., Inc.
(Company Name)

Name (printed) Scott L. Perrin Position President

Signature  Date 04-14-2026

Notary Public (printed) Michelle A. Perrin-Anderson

Signature  County Shiawassee

Date 04-14-2026 My Commission Expires 06/14/2030

Affix Notary Seal here:



SECTION 00 43 01

IRAN BUSINESS RELATIONSHIP AFFIDAVIT

PROJECT: CITY OF OWOSSO - Curwood Castle Restoration and Repairs
STREET ADDRESS: 226 Curwood Castle Dr.
CITY, STATE, ZIP: OWOSSO, MI 8867

Effective April 1, 2013 all bids, proposals and/or qualification statements received in the State of Michigan must comply with the "Iran Economic Sanctions Act". The following certification is to be signed and included at the time of submittal.

GENERAL CONTRACTOR: Perrin Construction Co., Inc.

STREET ADDRESS: 8888 E. Lansing Rd.

CITY, STATE, ZIP: Durand, MI 48429

Pursuant to the Michigan Iran Economic Sanctions Act, 2012 P.A. 517, by submitting a bid, proposal or response, Respondent certifies, under civil penalty for false certification, that it is fully eligible to do so under law and that it is not an "Iran Linked Business," as that term is defined in the Act.



SIGNATURE

President

TITLE

04-14-2026

DATE

Perrin Construction Co., Inc.

COMPANY

8888 E. Lansing Rd.

ADDRESS

Durand, MI 48429

CITY, STATE, ZIP

END OF SECTION

Bid Bond

CONTRACTOR:

(Name, legal status and address)

Perrin Construction Company, Inc.
8888 East Lansing Road
Durand, MI 48429

SURETY:

(Name, legal status and principal place of business)

Old Republic Insurance Company
631 Excel Drive, Suite 200
Mt. Pleasant, PA 15666

This document has important legal consequences. Consultation with an attorney is encouraged with respect to its completion or modification.

Any singular reference to Contractor, Surety, Owner or other party shall be considered plural where applicable.

OWNER:

(Name, legal status and address)

City of Owosso

BOND AMOUNT: Five Percent of Bid (5% of Bid)


PROJECT: City of Owosso - Curwood Castle Restoration & Repairs
(Name, location or address, and Project number, if any)


The Contractor and Surety are bound to the Owner in the amount set forth above, for the payment of which the Contractor and Surety bind themselves, their heirs, executors, administrators, successors and assigns, jointly and severally, as provided herein. The conditions of this Bond are such that if the Owner accepts the bid of the Contractor within the time specified in the bid documents, or within such time period as may be agreed to by the Owner and Contractor, and the Contractor either (1) enters into a contract with the Owner in accordance with the terms of such bid, and gives such bond or bonds as may be specified in the bidding or Contract Documents, with a surety admitted in the jurisdiction of the Project and otherwise acceptable to the Owner, for the faithful performance of such Contract and for the prompt payment of labor and material furnished in the prosecution thereof; or (2) pays to the Owner the difference, not to exceed the amount of this Bond, between the amount specified in said bid and such larger amount for which the Owner may in good faith contract with another party to perform the work covered by said bid, then this obligation shall be null and void, otherwise to remain in full force and effect. The Surety hereby waives any notice of an agreement between the Owner and Contractor to extend the time in which the Owner may accept the bid. Waiver of notice by the Surety shall not apply to any extension exceeding sixty (60) days in the aggregate beyond the time for acceptance of bids specified in the bid documents, and the Owner and Contractor shall obtain the Surety's consent for an extension beyond sixty (60) days.



If this Bond is issued in connection with a subcontractor's bid to a Contractor, the term Contractor in this Bond shall be deemed to be Subcontractor and the term Owner shall be deemed to be Contractor.

When this Bond has been furnished to comply with a statutory or other legal requirement in the location of the Project, any provision in this Bond conflicting with said statutory or legal requirement shall be deemed deleted herefrom and provisions conforming to such statutory or other legal requirement shall be deemed incorporated herein. When so furnished, the intent is that this Bond shall be construed as a statutory bond and not as a common law bond.

Signed and sealed this 21st day of April, 2026


(Witness) Michelle A. Perrin-Anderson


(Witness) Jessa Powers


Perrin Construction Company, Inc.
(Principal) Scott L. Perrin, President
(Title)
Old Republic Insurance Company
(Surety) 
(Title) Maxwell Bulock





OLD REPUBLIC INSURANCE COMPANY

POWER OF ATTORNEY

KNOW ALL MEN BY THESE PRESENTS: That OLD REPUBLIC INSURANCE COMPANY, a Pennsylvania stock insurance corporation, does make, constitute and appoint:

JAMES N. SLEAR, LAUREN DANIELLE HAAG, CHRISTOPHER SLEAR, JESSIE ANN WILSON, KAITLYN CALTRIDER,
KOLBY THOMPSON, KAREN STID, JESSA E. POWERS, MAXWELL BULOCK,
EAST LANSING, MI

its true and lawful Attorney(s)-in-Fact, with full power and authority for and on behalf of the Company as surety, to execute and deliver and affix the seal of the Company thereto (if a seal is required), bonds, undertakings, recognizances or other written obligations in the nature thereof, (other than self-insurance workers compensation bonds guaranteeing payment of benefits, or black lung bonds), as follows:

ALL WRITTEN INSTRUMENTS

and to bind OLD REPUBLIC INSURANCE COMPANY thereby, and all of the acts of said Attorneys-in-Fact, pursuant to these presents, are ratified and confirmed. This appointment is made under and by authority of the board of directors at a meeting held on December 10, 2019. This Power of Attorney is signed and sealed by facsimile under and by the authority of the following resolutions adopted by the board of directors of the OLD REPUBLIC INSURANCE COMPANY on December 10, 2019.

RESOLVED FURTHER, that the chairman, president or any vice president of the Company's surety division, in conjunction with the secretary or any assistant secretary of the Company, be and hereby are authorized and directed to execute and deliver, to such persons as such officers of the Company may deem appropriate. Powers of Attorney in the form presented to and attached to the minutes of this meeting, authorizing such persons to execute and deliver and affix the seal of the Company to bonds, undertakings, recognizances, and suretyship obligations of all kinds, other than bail bonds, bank depository bonds, mortgage deficiency bonds, mortgage guaranty bonds, guarantees of installment paper and note guaranty bonds. The said officers may revoke any Power of Attorney previously granted to any such person.

RESOLVED FURTHER that any bond, undertaking, recognizance, or suretyship obligation shall be valid and binding upon the Company
(i) when signed by chairmen, president or any vice president of the Company's surety division and attested and sealed (if a seal be required) by any secretary or assistant secretary; or
(ii) when signed by a duly authorized Attorney-in-Fact and sealed with the seal of the Company (if a seal be required).

RESOLVED FURTHER, that the signature of any officer designated above, and the seal of the Company, may be affixed by facsimile to any Power of Attorney or certification thereof authorizing the execution and delivery of any bond, undertaking, recognizance, or other suretyship obligations of the Company, and such signature and seal when so used shall have the same force and effect as though manually affixed.

IN WITNESS WHEREOF, OLD REPUBLIC INSURANCE COMPANY has caused these presents to be signed by its proper officer, and its corporate seal to be affixed this 17TH day of MARCH, 2026

OLD REPUBLIC INSURANCE COMPANY


Assistant Secretary

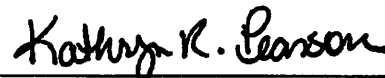



Vice President

STATE OF WISCONSIN, COUNTY OF WAUKESHA - SS

On this 17TH day of MARCH, 2026, personally came before me, Alan Pavlic and Kevin J. Abitz, to me known to be the individuals and officers of the OLD REPUBLIC INSURANCE COMPANY who executed the above instrument, and they each acknowledged the execution of the same, and being by me duly sworn, did severally depose and say: that they are the said officers of the corporation aforesaid, and that the seal affixed to the above instrument is the seal of the corporation, and that said corporate seal and their signatures as such officers were duly affixed and subscribed to the said instrument by the authority of the board of directors of said organization.




Notary Public

My Commission Expires: September 28, 2026

(Expiration of notary's commission does not invalidate this instrument)

CERTIFICATE

I, the undersigned, assistant secretary of the OLD REPUBLIC INSURANCE COMPANY, a Pennsylvania corporation, CERTIFY that the foregoing and attached Power of Attorney remains in full force and has not been revoked; and furthermore, that the Resolutions of the board of directors set forth in the Power of Attorney, are now in force.

46-5084




Signed and sealed at the City of Brookfield, WI this

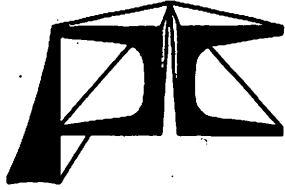
21st day of April, 2026

ORSC 11008 (6-93)

TRUCORDIA INS SERVICES LLC




Assistant Secretary



Perrin Construction Co., Inc.
Building Michigan Since 1949
www.perrinconstructionco.com

8888 East Lansing Road, Durand, MI 48429

PH: (989) 288-6046 FAX: (989) 288-2731 info@perrinconstructionco.com

We, the Corporate members of Perrin Construction Co., Inc., incorporated in the State of Michigan, met on September 17, 2025, and hereby re-appointed Scott L. Perrin to the board of directors and to serve as President of Perrin Construction Co., Inc. His signature is legally binding on all checks, bid bonds, contracts, and permits, and any other legal documents as authorized by the corporate members listed below:

Scott L. Perrin

President

Eric D. Perrin

Vice President

Michelle A. Perrin-Anderson

Corporate Secretary

Stephen F. Perrin

Corporate Treasurer

CITY OF OWOSSO BID TABULATION SHEET

DATE 4/14/2026

DEPT. City of Owosso

SUBJECT: Curwood Castle Restoration and Repairs Bid

		Perrin Construction Co, Inc 8888 E Lansing Rd Durand, MI 48429 989-288-6046			Sorensen Gross Compan, LLC 111 E Court St. STE 1-S Flint, MI 48502 810-767-4821			Wolverine Building Group 4045 Bardn Dr SE Grand Rapids, MI 49512 269-967-1887
ITEM #	DESCRIPTION	TOTAL		TOTAL		TOTAL		
1	BASE BID	\$	146,750.00	\$	200,000.00	\$	368,000.00	
2	Alternate #1	\$	16,755.00	\$	25,531.00	\$	49,508.00	
		Total Bid	\$ 163,505.00	Total Bid	\$ 225,531.00	Total Bid	\$ 417,508.00	

DEPT. HEAD: _____ GENERAL LIABILITY INSURANCE EXPIRATION DATE: _____

AWARDED: _____

PURCH. AGENT: _____ WORKERS COMPENSATION INSURANCE EXPIRATION DATE: _____

COUNCIL APPROVED: _____

STAFF REC.: Perrin Construction Co, Inc _____ SOLE PROPRIETORSHIP EXPIRATION DATE: _____

PO NUMBER: _____



MEMORANDUM

301 W. MAIN ► OWOSSO, MICHIGAN 48867-2958 ► WWW.CI.OWOSSO.MI.US

DATE: April 28, 2026
TO: City Council
FROM: City Manager
SUBJECT: Adoption of the 2026-2032 Capital Improvement Plan

Background

The Michigan Planning Enabling Act requires municipalities to prepare and adopt a six-year Capital Improvement Plan (CIP) identifying public infrastructure needs and financing sources. The CIP serves as a planning guide for City Council during the annual budget process; adoption does not constitute approval of any individual project or guarantee of funding.

The Capital Improvement Review Committee compiled and scored proposed projects from all City departments. The draft CIP was reviewed by the Planning Commission during their public meeting on April 27, 2026. The Commission voted to recommend its approval to City Council.

Plan Summary

The 2026-2032 CIP identifies \$193,340,892.00 in capital projects across all departments and funding sources. The plan's largest areas of investment are Water Underground (\$48,702,505), Wastewater Operations (\$48,705,000), Streets/Construction (\$46,628,000), and Water Filtration (\$34,855,616).

Recommendation

Staff recommends that City Council adopt the Capital Improvement Plan for fiscal years 2026-2032 as presented and as recommended by the Planning Commission.

RESOLUTION NO.

ADOPTING THE 2026-2032 CAPITAL IMPROVEMENT PLAN

WHEREAS, the City of Owosso, Shiawassee County, Michigan, is required under the Michigan Planning Enabling Act, MCL 125.3801 et seq., to prepare and adopt a six-year Capital Improvement Plan (CIP); and

WHEREAS, the City of Owosso Planning Commission reviewed and, on April 27, 2026, recommended approval of the Capital Improvement Plan for fiscal years 2026-2032; and

NOW THEREFORE BE IT RESOLVED by the City Council of the City of Owosso, Shiawassee County, Michigan that:

- FIRST: The City of Owosso hereby adopts the Capital Improvement Plan for fiscal years 2026-2032, as recommended by the Planning Commission on April 27, 2026, with total capital costs of \$193,340,892.00.
- SECOND: Adoption of this CIP does not constitute final approval of any individual project or guarantee of funding. The City of Owosso, Michigan retains full discretion to fund, defer, or modify any project during the budget process.



CAPITAL IMPROVEMENT PLAN

**CITY OF OWOSSO
2026-2032**

TABLE OF CONTENTS

City of Owosso · Capital Improvement Plan 2026–2032

Boards and Committees	1
CIP Process Overview	2
Charts and Graphs	6
Capital Costs Report	10
Funding Source Report	18

City Council

Robert Teich, Mayor
Jerry Haber, Mayor Pro-Tem
Janae Fear
Rachel Osmer
Carl Ludington
Emily Olson
Chris Owens

Planning Commission

Francis Livingston, Chair
Linda Robertson, Vice Chair
Janae Fear, Secretary
Daniel Law
Thomas Taylor
Stephen Schlaack
Carl Ludington
Nicholas Albertson
Susan Osika

Capital Improvement Review Committee

Lizzie Frederick, Main Street, DDA
Amy Fuller, Assistant City Manager
Ryan Suchanek, Director of Public Services
Brad Barrett, Finance Director
Nathan Henne, City Manager
Amy Kirkland, City Clerk
Kevin Lenkart, Director of Public Safety
Jessica Unangst, Human Resources & IT Director

CAPITAL IMPROVEMENT PLAN (CIP) OVERVIEW

WHAT IS A CIP?

The Capital Improvement Plan (CIP) serves as the city's multi-year planning instrument used to identify needs and financing sources for public infrastructure improvements. Preparation of the CIP is performed under the authority of the Michigan Planning Enabling Act:

"The capital improvements program shall show those public structures and improvements, in the general order of their priority that in the commission's judgment will be needed or desirable and can be undertaken within the ensuing 6-year period. The capital improvements program shall be based upon the requirements of the local unit of government for all types of public structures and improvements. Consequently, each agency or department of the local unit of government with authority for public structures or improvements shall upon request furnish the planning commission with lists, plans, and estimates of time and cost of those public structures and improvements."

A comprehensive CIP is an essential tool for the planning and development of the social, physical, and economic wellbeing of the community. This process is a necessary step in an organized effort to strengthen the quality of public facilities and services; provide a framework for the realization of community goals and objectives; and provide a sound basis on which to build a healthy and vibrant community.

Some of the many benefits that the CIP provides the residents and stakeholders include:

- Use as a tool to optimize the use of revenue
- Focus attention on community goals, needs, and capabilities
- Guide future growth and development
- Encourage efficient government
- Improve intergovernmental and regional cooperation
- Help maintain a sound and stable financial program
- Enhance opportunities for the participation in federal and/or state grant programs

A CIP project is defined as a major expenditure that includes one or more of the following:

1. Any construction of a new facility (i.e. public building, water/sewer mains, storm sewers, roads, and recreation facilities), an addition to, or an extension of such a facility, provided that the cost is \$20,000 or more and will have a useful life of one year or more.
2. Any rehabilitation of all or a part of a building, its grounds, a facility, or equipment, provided that the cost is \$20,000 or more and will have a useful life of one year or more.
3. Any purchase or replacement of major equipment to support community programs provided that the cost is \$20,000 or more, will have a useful life of one year or more and will be considered a capital asset
4. Any planning, feasibility, engineering, or design study provided that the cost is \$20,000 or more.
5. Any acquisition of land for a public purpose.

CIP AND BUDGET PROCESS

The CIP process precedes the budget process and is used by City Council when developing the annual budget. Recommending approval of the CIP by the Planning Commission does not mean that they grant final approval of all projects contained within the plan. Rather by recommending approval of the CIP, the Planning Commission acknowledges that these projects represent a reasonable interpretation of the upcoming needs for the community and that projects contained in the first year of the plan are suitable for inclusion in the upcoming budget, if funding is available.

Priority rankings do not necessarily correspond to funding sequence. For example, a road project which is ranked lower than a park project may be funded before the park project because the road project has access to a road millage revenue source, whereas a park project may have to compete for funding from other revenue sources, like grants or general fund dollars.

It is important to keep in mind that the CIP is a planning tool, a guide that deals with physical condition and improvements throughout the City over a six year period of time. It is subject to changing priorities based on needs, wants reflected in our community and its citizenry.

CIP DEVELOPMENT PROCESS

In the fall, the CIP Plan Group members submitted proposed projects for the CIP. A draft list of projects was then created by the CIP Project Lead. The list of projects was then reviewed by the CIP Plan Group and the Year 1 projects were ranked based on the following:

1. Is the proposed project already in process due to its inclusion in the current budget year? Is the project under construction, under contract, and is there a continuing debt obligation payable?
2. Is the project mandated by law or court action?
3. Is there a relationship between the proposed project and the City's goals and objectives and/or the goals and objectives of the appropriate board or commission?
4. Is alternative funding available? Is funding available through other sources or is funding available through land contract or bonding to minimize annual cost requirement?
5. Does the proposed project generate revenue for the general fund and/or other funds? This item should be determined based upon an annual forecast and the schedule of revenues should be designated by the appropriate fund.
6. Does the proposed project result in the use of supplementary funds for "leverage" using matching funds with other funding sources.

Once the Committee members ranked the Year 1 projects, the list was then forwarded to the Administrative Team for final scoring of the projects requested prior to the draft CIP being created. Once the draft CIP document is compiled, it is forwarded on to Planning Commission for adoption after review during an open meeting. City Council adopts the CIP after the Planning Commission and prior to the budget adoption. CIP should be used as a tool by City Council during the budget process.

FUNDING

Each year during the Budget process City Council will review the CIP Year 1 projects and evaluate the available revenue to determine the feasibility of funding projects. While recommended funding sources are listed in the CIP, those may change during the budget process. Some Year 1 projects may also remain unfunded during the Budget process.

Below you will find a brief description of the possible funding sources for the six year CIP:

Major and Local Street Fund – The major and local street funds are considered special revenue funds which utilize state and weight tax revenues for the maintenance and improvements to city streets.

Bond - When the City sells bonds, purchasers are, in effect, lending the community money. The money is repaid, with interest, from taxes or fees over the years. The logic behind issuing bonds (or “floating a bond issue”) for capital projects is that the citizens who benefit from the capital improvements over a period of time should help the community pay for them.

Grants/Other - The federal and state governments make funds available to communities through numerous grants and aid programs. The City has no direct control over the amount of grant money awarded to the City or if a grant is awarded. MMRMA, our liability/property insurer, also offers grants. These are risk avoidance grants, as well as, some training grants.

Special Assessment District - Capital improvements that benefit particular properties, rather than the community as a whole, may be financed more equitably by a special assessment, i.e., by those who directly benefit. Local improvements often financed by this method include street improvements (including pavement, curb and gutter, sidewalks, etc.).

General Fund – The general fund is the City’s primary operating fund. The general fund is a government fund that generates revenues to cover general operational expenses and is accounted for on the modified accrual basis. Modified accrual basis of accounting is a blend of both cash and full accrual. Revenue is recognized when it is considered available and measurable, while expenses are recognized when the liability has occurred.

Motor Pool/Fleet - This fund operates like a business by purchasing and maintaining much of the city vehicles and equipment. When other funds require the use of this equipment or vehicles, they are charged rental income.

Sewer Fund – The sewer fund collects user fees to operate and maintain the city’s sewer system.

Water Fund – The water fund collects user fees to operate and maintain the city’s water system.

Wastewater Treatment Fund – This fund accounts for the treatment of waste water utilizing user fees from the city’s water fund and user fees from the Mid-County service area participants.

Downtown Development Authority (DDA) Fund – The DDA collects revenues from taxes generated by a 2-mil levy and a tax increment financing district. Proceeds from these revenues are used as operating monies and as debt service for physical improvements and other activities in the DDA boundary.

Donations & Private Sponsorship – This funding source is based on dollars or in-kind donations received from individuals or businesses for specific projects or to specific organizations.

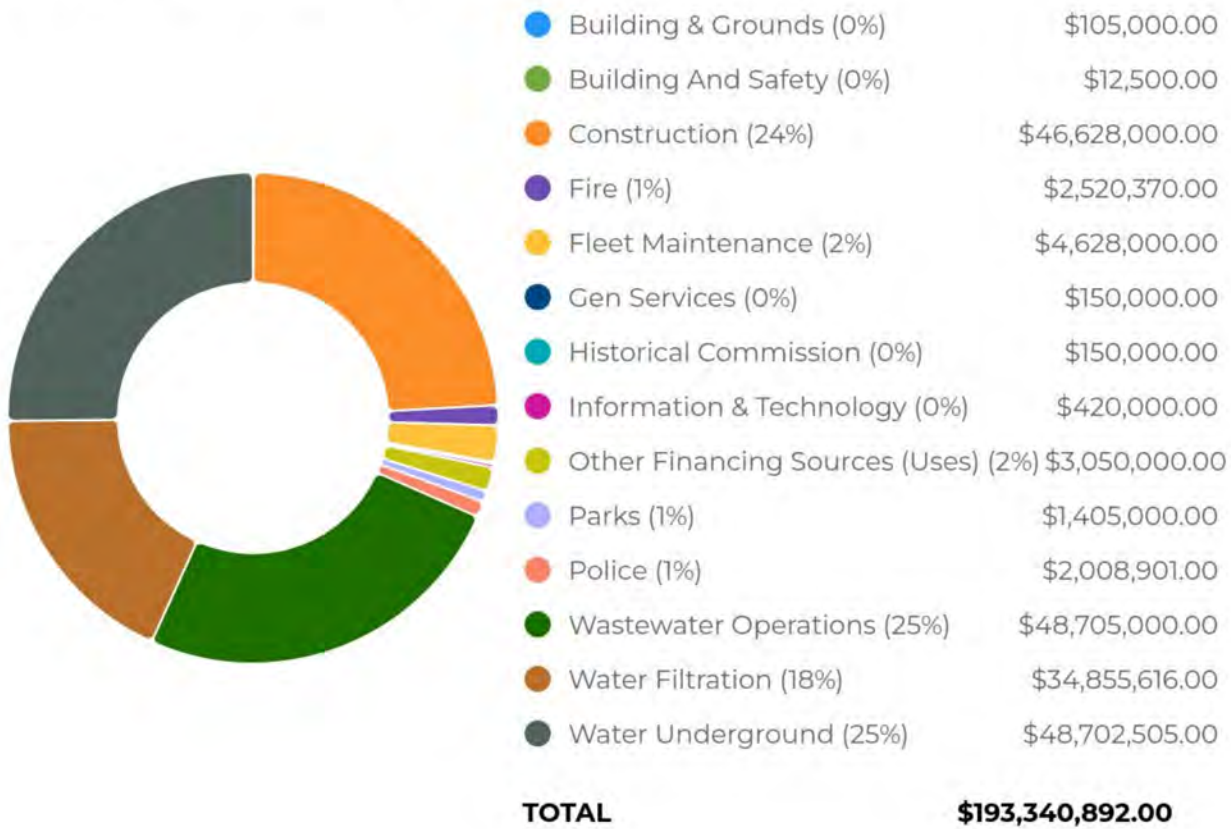
American Rescue Plan Act (ARPA) – This funding source comes from the United States government in response to the COVID-19 pandemic’s effects on local services. There are rules for the appropriation of these funds that limit spending to government services listed in the US Department of Treasury Final ARPA Rule.

CIP COMPONENTS

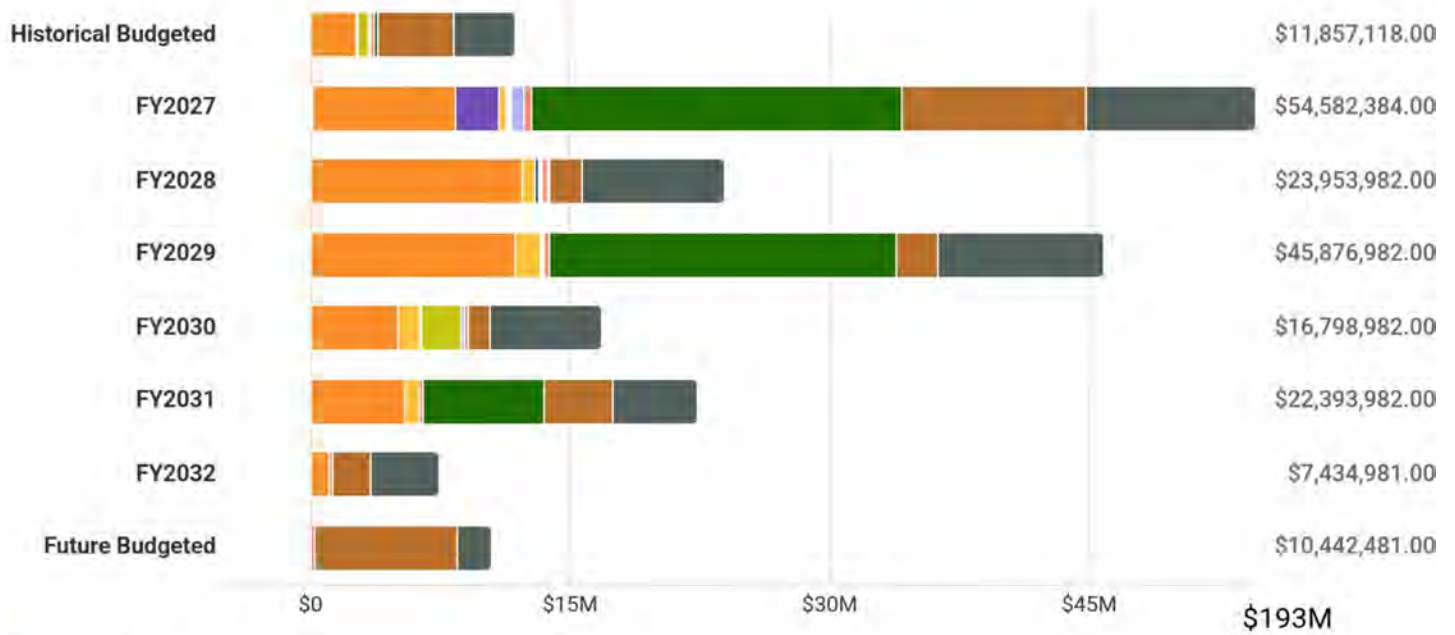
The components of the CIP have been established as follows:

FUNDING CATEGORY
DDA Fund
Fleet Fund
General Fund
Grant
Historical Fund
Local Streets
Major Streets
Other (Loan/SRF)
Park Millage (potential)
Sewer Collection
Waste Water Treatment Plant
Water Fund

Budgeted Capital Costs By Department (All Years)

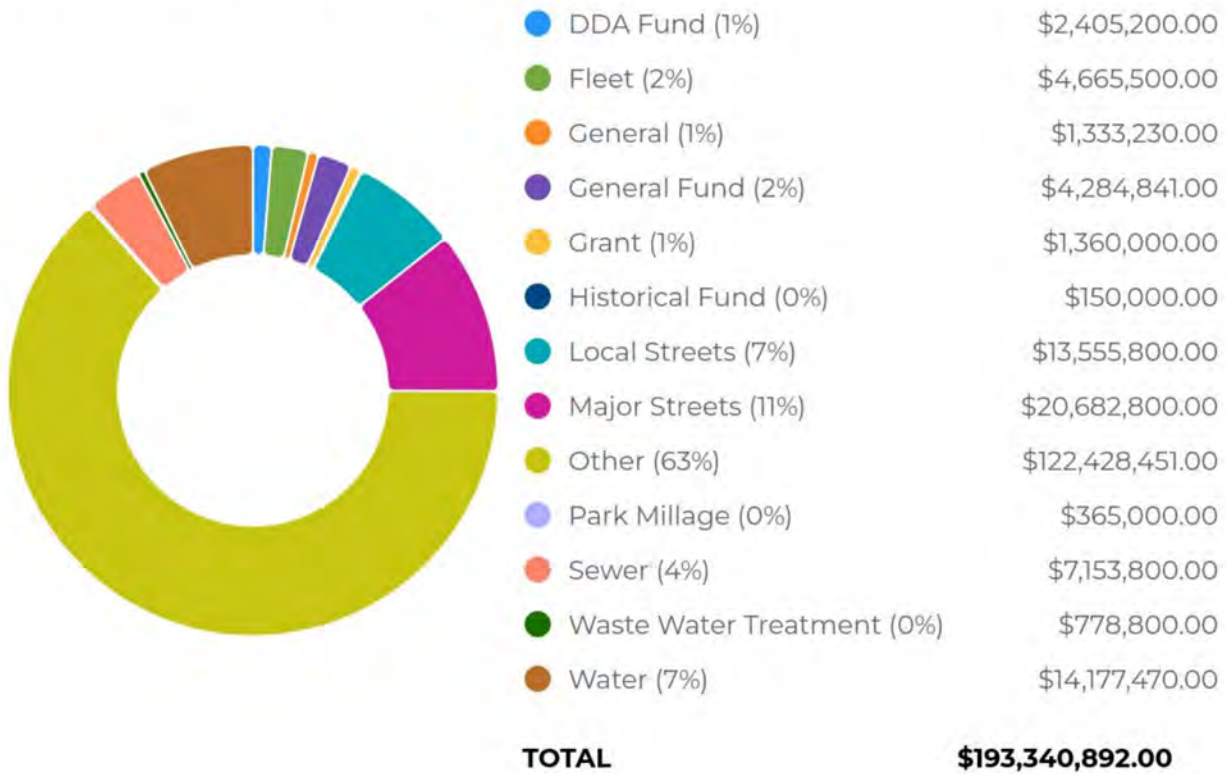


Budgeted Capital Costs By Department (per year)

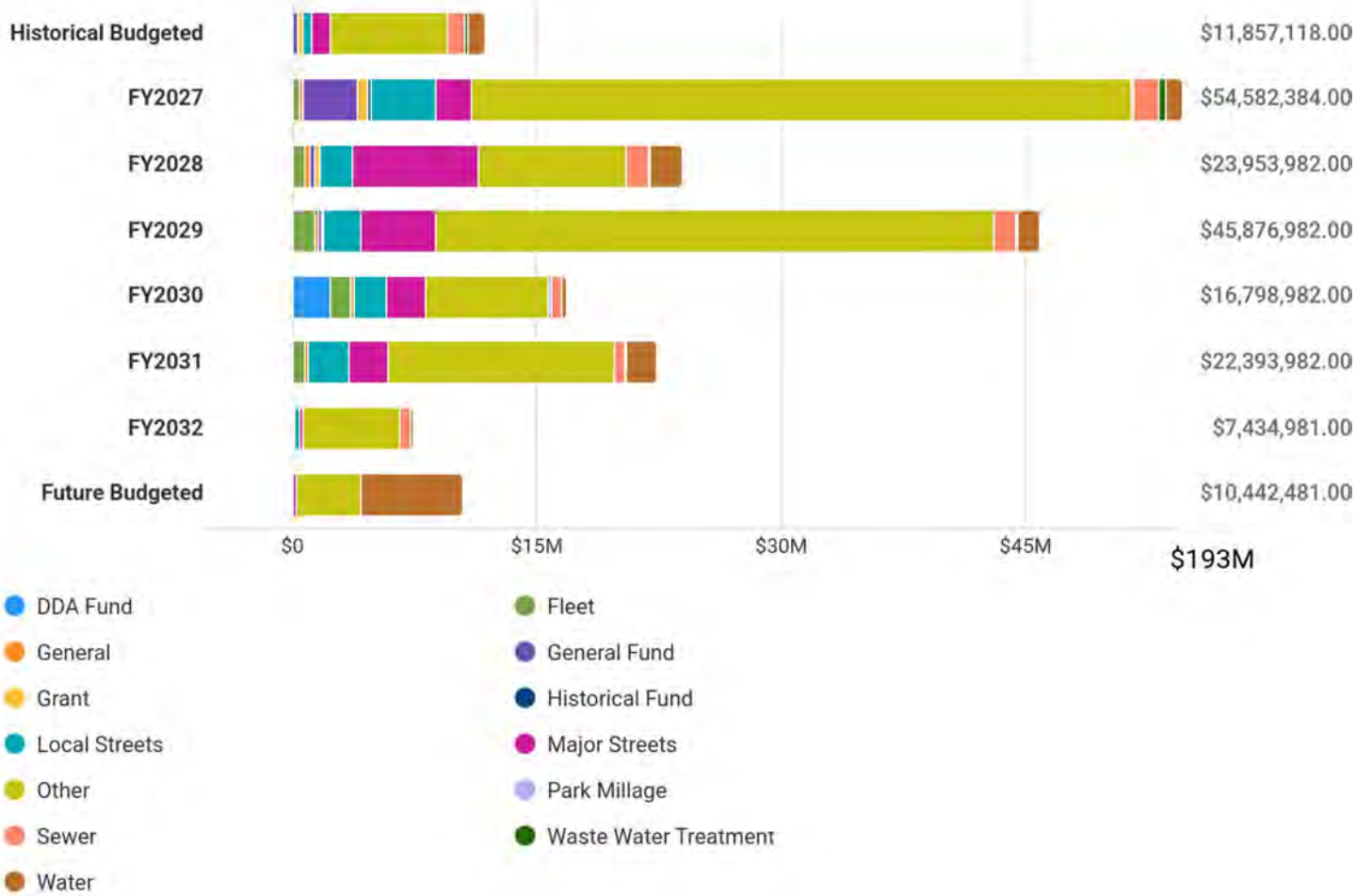


- Building & Grounds
- Building And Safety
- Construction
- Fire
- Fleet Maintenance
- Gen Services
- Historical Commission
- Information & Technology
- Other Financing Sources (Uses)
- Parks
- Police
- Wastewater Operations
- Water Filtration
- Water Underground

Budgeted Funding Source



Budgeted Funding Source By Year



Request Title	Capital Costs Category	Project Total	Budgeted - Historical Capital Costs	Budgeted - FY2027 Capital Costs	Budgeted - FY2028 Capital Costs	Budgeted - FY2029 Capital Costs	Budgeted - FY2030 Capital Costs	Budgeted - FY2031 Capital Costs	Budgeted - FY2032 Capital Costs	Budgeted - Future Capital Costs	Total Budgeted Capital Costs
Fleet Maintenance (17)											
1/2 Ton Pickup - Unit# 751	Vehicle Cost	\$50,000.00		\$0.00			\$50,000.00				\$50,000.00
4" Gas Pump	Vehicle Cost	\$35,000.00						\$35,000.00			\$35,000.00
DPW Vactor Truck - Unit# 438	Vehicle Cost	\$750,000.00						\$750,000.00			\$750,000.00
Gaul Wing Finish Mower	Vehicle Cost	\$35,000.00			\$35,000.00						\$35,000.00
Heavy Service Truck with Vactor capability	Vehicle Cost	\$1,200,000.00				\$600,000.00	\$600,000.00				\$1,200,000.00
JD 1575 Snow Tractor Blade -Broom	Vehicle Cost	\$50,000.00			\$50,000.00						\$50,000.00
JD Front Mower	Vehicle Cost	\$28,000.00			\$28,000.00						\$28,000.00
JD Gator for sidewalk clearing	Vehicle Cost	\$90,000.00		\$45,000.00		\$45,000.00					\$90,000.00
Purchase (2) Backhoe Tractors with Attachments HYD Breaker, HYD Packer	Vehicle Cost	\$300,000.00					\$300,000.00				\$300,000.00
Purchase (2) Tandems	Vehicle Cost	\$600,000.00				\$600,000.00					\$600,000.00
Purchase 3/4 Ton Pickups (2)	Vehicle Cost	\$175,000.00					\$175,000.00				\$175,000.00
Purchase Hot Box Patcher	Vehicle Cost	\$60,000.00			\$60,000.00						\$60,000.00
Purchase Leaf Truck	Vehicle Cost	\$700,000.00		\$350,000.00	\$350,000.00						\$700,000.00
Purchase Two 3/4 DPW pickups	Vehicle Cost	\$150,000.00			\$150,000.00						\$150,000.00
Purchase Wood Chipper	Vehicle Cost	\$65,000.00					\$65,000.00				\$65,000.00
Tink Claw - Front End Loader Accessory - Unit# 345B	Vehicle Cost	\$40,000.00			\$40,000.00						\$40,000.00
Valve Turner - Unit# 600-604	Vehicle Cost	\$300,000.00				\$150,000.00	\$150,000.00				\$300,000.00
Water Filtration (40)											
2018 F-150 Replacement	Vehicle Cost	\$60,000.00						\$60,000.00			\$60,000.00
Aerator Improvements	Service	\$3,260,000.00		\$260,000.00						\$3,000,000.00	\$3,260,000.00
Altitude Valves (2) - Replace or rebuild	Construction	\$50,000.00		\$50,000.00							\$50,000.00
Backwash Lagoon No 2 Build and Rehabs	Service	\$60,000.00						\$30,000.00		\$30,000.00	\$60,000.00
Booster Station Upgrade	Construction	\$3,000,000.00		\$3,000,000.00							\$3,000,000.00
Booster Station Upgrade	Engineering Construction & Admin	\$185,360.00		\$185,360.00							\$185,360.00

Request Title	Capital Costs Category	Project Total	Budgeted - Historical Capital Costs	Budgeted - FY2027 Capital Costs	Budgeted - FY2028 Capital Costs	Budgeted - FY2029 Capital Costs	Budgeted - FY2030 Capital Costs	Budgeted - FY2031 Capital Costs	Budgeted - FY2032 Capital Costs	Budgeted - Future Capital Costs	Total Budgeted Capital Costs
Chlorine Distribution Tanks	Construction	\$5,000,000.00				\$1,000,000.00	\$1,000,000.00	\$1,000,000.00	\$1,000,000.00	\$1,000,000.00	\$5,000,000.00
City owned poles and transformers - replacement	Construction	\$350,000.00	\$50,000.00	\$50,000.00	\$50,000.00	\$50,000.00	\$50,000.00	\$50,000.00	\$50,000.00		\$350,000.00
CO2 Distribution System Rehab	Construction	\$760,000.00			\$380,000.00					\$380,000.00	\$760,000.00
Confined Space and LO/TO Safety Equipment	Service	\$60,000.00	\$20,000.00	\$20,000.00						\$20,000.00	\$60,000.00
DWSRF Electrical Safety WTP Upgrades	Service	\$1,278,037.00		\$1,278,037.00							\$1,278,037.00
DWSRF Well House upgrades P2 & LW1 and Abandonment of P1	Construction	\$1,827,653.00		\$1,827,653.00							\$1,827,653.00
DWSRF WTP Filter Rehab	Service	\$6,659,896.00	\$3,329,948.00	\$3,329,948.00							\$6,659,896.00
Essential Emergency Replace/Repair	Other	\$402,500.00	\$50,000.00	\$52,500.00	\$55,000.00	\$57,500.00	\$60,000.00	\$62,500.00	\$65,000.00		\$402,500.00
Filter Effluent Piping Replacement	Construction	\$500,000.00			\$500,000.00						\$500,000.00
Filter valves, actuators & meters installed with controls	Construction	\$500,000.00						\$250,000.00		\$250,000.00	\$500,000.00
HI Service Pumps Controllers	Service	\$255,000.00	\$30,000.00	\$75,000.00	\$75,000.00					\$75,000.00	\$255,000.00
Internal Pipe Cleaning - Clarifier Effluent to Filter Influent	Service	\$205,000.00	\$55,000.00					\$75,000.00		\$75,000.00	\$205,000.00
John Deere 5E with attachments and trailer	Other	\$225,000.00		\$100,000.00				\$125,000.00			\$225,000.00
Lab Equipment - Test and Online	Service	\$120,000.00	\$15,000.00	\$15,000.00	\$15,000.00	\$15,000.00	\$15,000.00	\$15,000.00	\$15,000.00	\$15,000.00	\$120,000.00
Lagoon 1, 2, & 3 - Lime Sludge Removal	Service	\$2,868,170.00	\$622,170.00		\$496,000.00			\$750,000.00		\$1,000,000.00	\$2,868,170.00
Lagoon 4 - Lime Sludge Removal	Service	\$1,414,000.00				\$664,000.00				\$750,000.00	\$1,414,000.00
Lime silo slaker and clarifier annual repairs	Other	\$94,000.00	\$10,000.00	\$10,500.00	\$11,000.00	\$11,500.00	\$12,000.00	\$12,500.00	\$13,000.00	\$13,500.00	\$94,000.00
Palmer #2 Well Rehab	Construction	\$145,000.00	\$45,000.00				\$50,000.00			\$50,000.00	\$145,000.00
Rehabilitate Juniper #1 Well	Service	\$150,000.00						\$50,000.00	\$50,000.00	\$50,000.00	\$150,000.00
Rehabilitate Palmer Well #3A	Service	\$150,000.00				\$50,000.00	\$50,000.00			\$50,000.00	\$150,000.00
Replacement of 2016 F350	Other	\$80,000.00						\$80,000.00			\$80,000.00
Replacement of GridBee Mixers (2)	Other	\$30,000.00				\$30,000.00					\$30,000.00
Roof Replacement - West WTP Building	Construction	\$470,000.00				\$470,000.00					\$470,000.00

Request Title	Capital Costs Category	Project Total	Budgeted - Historical Capital Costs	Budgeted - FY2027 Capital Costs	Budgeted - FY2028 Capital Costs	Budgeted - FY2029 Capital Costs	Budgeted - FY2030 Capital Costs	Budgeted - FY2031 Capital Costs	Budgeted - FY2032 Capital Costs	Budgeted - Future Capital Costs	Total Budgeted Capital Costs
Security Cameras installed at remote sites and Filtration Plant	Service	\$120,000.00		\$40,000.00				\$40,000.00		\$40,000.00	\$120,000.00
Sludge pumps, valves and/or actuators R/R	Service	\$130,000.00	\$30,000.00	\$50,000.00						\$50,000.00	\$130,000.00
Sub-basement sump pump replacement	Service	\$50,000.00		\$50,000.00							\$50,000.00
West Tower Security Fence	Construction	\$40,000.00						\$40,000.00			\$40,000.00
WTP Distribution Transmission Mains	Service	\$3,000,000.00						\$1,000,000.00	\$1,000,000.00	\$1,000,000.00	\$3,000,000.00
WTP Filter Rehab (basement level equipment/control panels on first floor)	Construction	\$500,000.00						\$250,000.00		\$250,000.00	\$500,000.00
WTP Hintz Well Rehab	Construction	\$100,000.00		\$50,000.00						\$50,000.00	\$100,000.00
WTP Plant Replacement Project (tentative) - Membrane Plant Design and Permit	Engineering Construction & Admin	\$400,000.00		\$200,000.00	\$200,000.00						\$400,000.00
WTP Well Rehab - Osburn Well	Service	\$96,000.00	\$40,000.00			\$50,000.00				\$6,000.00	\$96,000.00
WTP Well Rehab LW1	Service	\$120,000.00	\$45,000.00					\$50,000.00		\$25,000.00	\$120,000.00
WTP Well Rehab LW13	Service	\$140,000.00	\$40,000.00		\$50,000.00					\$50,000.00	\$140,000.00
Water Underground (20)											
2026 Water Main Replacement Project	Construction/Maintenance	\$3,370,000.00		\$3,370,000.00							\$3,370,000.00
2027 Water Main Replacement Project	Construction/Maintenance	\$2,200,000.00		\$200,000.00	\$2,000,000.00						\$2,200,000.00
2028 Water Main Replacement Project	Construction/Maintenance	\$3,240,000.00			\$1,890,000.00	\$1,350,000.00					\$3,240,000.00
2029 Water Main Replacement Project	Construction/Maintenance	\$3,700,000.00				\$1,500,000.00	\$2,200,000.00				\$3,700,000.00
2030 Water Main Replacement Project	Construction/Maintenance	\$2,370,000.00					\$1,260,000.00	\$1,110,000.00			\$2,370,000.00
2031 Water Main Replacement Project	Construction/Maintenance	\$3,980,000.00						\$2,015,000.00	\$1,965,000.00		\$3,980,000.00
Ball Street Water Main Replacement	Construction/Maintenance	\$1,925,000.00				\$1,925,000.00					\$1,925,000.00
Campbell Drive Water Main Replacement	Construction/Maintenance	\$1,110,000.00				\$600,000.00	\$510,000.00				\$1,110,000.00

Request Title	Capital Costs Category	Project Total	Budgeted - Historical Capital Costs	Budgeted - FY2027 Capital Costs	Budgeted - FY2028 Capital Costs	Budgeted - FY2029 Capital Costs	Budgeted - FY2030 Capital Costs	Budgeted - FY2031 Capital Costs	Budgeted - FY2032 Capital Costs	Budgeted - Future Capital Costs	Total Budgeted Capital Costs
Cedar Street Water Main Replacement	Construction/Maintenance	\$3,200,000.00		\$1,600,000.00	\$1,600,000.00						\$3,200,000.00
Clinton Street Water Main Replacement	Construction/Maintenance	\$942,500.00		\$942,500.00							\$942,500.00
Comstock Street Water Main Replacement	Construction/Maintenance	\$2,250,000.00			\$1,125,000.00	\$1,125,000.00					\$2,250,000.00
Dewey Street Water Main Replacement	Construction/Maintenance	\$2,440,000.00	\$1,080,000.00	\$1,080,000.00			\$280,000.00				\$2,440,000.00
Gilbert Street Water Main Replacement	Construction/Maintenance	\$550,000.00		\$550,000.00							\$550,000.00
Huntington Drive Water Main Replacement	Construction/Maintenance	\$480,000.00					\$480,000.00				\$480,000.00
Inner City Fire Hydrant Painting	Construction/Maintenance	\$200,000.00			\$200,000.00						\$200,000.00
Jerome Street Water Service Line Replacments	Construction/Maintenance	\$100,000.00	\$50,000.00	\$50,000.00							\$100,000.00
Monroe Street Water Main Replacement	Construction/Maintenance	\$1,525,000.00				\$1,525,000.00					\$1,525,000.00
Transmission Water Main Replacement Project	Construction/Maintenance	\$5.00		\$1.00	\$1.00	\$1.00	\$1.00	\$1.00			\$5.00
Water Service Line Replacement Project	Construction/Maintenance	\$14,500,000.00	\$2,500,000.00	\$1,400,000.00	\$1,500,000.00	\$1,600,000.00	\$1,700,000.00	\$1,800,000.00	\$2,000,000.00	\$2,000,000.00	\$14,500,000.00
Woodlawn Avenue Water Main Replacement (Local)	Construction/Maintenance	\$620,000.00		\$620,000.00							\$620,000.00
Construction (44)											
Ada Street Rehabilitation	Construction/Maintenance	\$440,000.00					\$220,000.00	\$220,000.00			\$440,000.00
Ball Street Rehabilitation	Construction/Maintenance	\$942,000.00			\$942,000.00						\$942,000.00
Ball Street Rehabilitation	Other	\$1,055,000.00				\$1,055,000.00					\$1,055,000.00
Broadway Avenue Rehabilitation	Construction/Maintenance	\$680,000.00				\$340,000.00	\$340,000.00				\$680,000.00
Campbell Drive Rehabilitation	Construction/Maintenance	\$770,000.00				\$385,000.00	\$385,000.00				\$770,000.00
Carmody Street Resurfacing	Construction/Maintenance	\$130,000.00						\$130,000.00			\$130,000.00
Cedar Street Rehabilitation	Construction/Maintenance	\$2,480,000.00		\$1,240,000.00	\$1,240,000.00						\$2,480,000.00
Chip Seal Program	Construction/Maintenance	\$800,000.00	\$200,000.00	\$100,000.00	\$100,000.00	\$100,000.00	\$100,000.00	\$100,000.00	\$100,000.00		\$800,000.00
Chip Seal Program	Other	\$800,000.00	\$200,000.00	\$100,000.00	\$100,000.00	\$100,000.00	\$100,000.00	\$100,000.00	\$100,000.00		\$800,000.00
Chipman Street Reconstruction	Construction/Maintenance	\$1,070,000.00		\$375,000.00	\$695,000.00						\$1,070,000.00

Request Title	Capital Costs Category	Project Total	Budgeted - Historical Capital Costs	Budgeted - FY2027 Capital Costs	Budgeted - FY2028 Capital Costs	Budgeted - FY2029 Capital Costs	Budgeted - FY2030 Capital Costs	Budgeted - FY2031 Capital Costs	Budgeted - FY2032 Capital Costs	Budgeted - Future Capital Costs	Total Budgeted Capital Costs
Chipman Street Rehabilitation	Construction/Maintenance	\$1,170,000.00			\$585,000.00	\$585,000.00					\$1,170,000.00
Clinton Street Rehabilitation	Construction/Maintenance	\$1,910,000.00		\$900,000.00	\$1,010,000.00						\$1,910,000.00
Clyde Street Resurfacing	Construction & Admin Engineering	\$280,000.00		\$280,000.00							\$280,000.00
Comstock Street Rehabilitation	Construction/Maintenance	\$2,200,000.00			\$1,100,000.00	\$1,100,000.00					\$2,200,000.00
Dewey Street Reconstruction	Construction/Maintenance	\$3,240,000.00					\$1,620,000.00	\$1,620,000.00			\$3,240,000.00
Division Street Rehabilitation	Construction/Maintenance	\$185,000.00		\$185,000.00							\$185,000.00
Division Street Rehabilitation	Other	\$375,000.00			\$375,000.00						\$375,000.00
Elm Street Reconstruction	Construction/Maintenance	\$920,000.00						\$920,000.00			\$920,000.00
Exchange Street Rehabilitation	Construction/Maintenance	\$580,000.00		\$290,000.00	\$290,000.00						\$580,000.00
Gilbert Street Reconstruction	Construction/Maintenance	\$1,095,000.00		\$1,095,000.00							\$1,095,000.00
Gilbert Street Sanitary Sewer Replacement	Construction/Maintenance	\$930,000.00		\$930,000.00							\$930,000.00
Gould Street Bridge Epoxy Overlay	Construction/Maintenance	\$150,000.00					\$150,000.00				\$150,000.00
Gould Street Rehabilitation	Construction/Maintenance	\$930,000.00					\$465,000.00	\$465,000.00			\$930,000.00
Huntington Drive Rehabilitation	Construction/Maintenance	\$500,000.00				\$250,000.00	\$250,000.00				\$500,000.00
Jerome Street Resurfacing	Construction/Maintenance	\$900,000.00	\$450,000.00	\$450,000.00							\$900,000.00
King Street Reconstruction	Construction/Maintenance	\$3,000,000.00			\$1,500,000.00	\$1,500,000.00					\$3,000,000.00
Martin Street Rehabilitation	Construction/Maintenance	\$920,000.00					\$460,000.00	\$460,000.00			\$920,000.00
Mason Street Rehabilitation	Construction/Maintenance	\$1,180,000.00			\$590,000.00	\$590,000.00					\$1,180,000.00
Monroe Street Rehabilitation	Construction/Maintenance	\$1,240,000.00			\$620,000.00	\$620,000.00					\$1,240,000.00
Oliver Street Bridge approach resurfacing	Construction/Maintenance	\$30,000.00		\$30,000.00							\$30,000.00
S Chestnut Street Drainage Improvements	Design Engineering	\$50,000.00		\$50,000.00							\$50,000.00
S Chestnut Street Drainage Improvements	Construction & Admin Engineering	\$100,000.00		\$100,000.00							\$100,000.00
S Chestnut Street Drainage Improvements	Construction/Maintenance	\$1,000,000.00			\$1,000,000.00						\$1,000,000.00
Sanitary Sewer Interceptor	Construction/Maintenance	\$3,600,000.00				\$3,600,000.00					\$3,600,000.00
Sanitary Sewer Rehab - Lining	Construction/Maintenance	\$1,400,000.00	\$200,000.00	\$200,000.00	\$200,000.00	\$200,000.00	\$200,000.00	\$200,000.00	\$200,000.00	\$200,000.00	\$1,400,000.00
Sanitary Sewer Rehab - Open Cut	Construction/Maintenance	\$3,200,000.00	\$800,000.00	\$400,000.00	\$400,000.00	\$400,000.00	\$400,000.00	\$400,000.00	\$400,000.00		\$3,200,000.00

Request Title	Capital Costs Category	Project Total	Budgeted - Historical Capital Costs	Budgeted - FY2027 Capital Costs	Budgeted - FY2028 Capital Costs	Budgeted - FY2029 Capital Costs	Budgeted - FY2030 Capital Costs	Budgeted - FY2031 Capital Costs	Budgeted - FY2032 Capital Costs	Budgeted - Future Capital Costs	Total Budgeted Capital Costs
Sanitary Sewer River Crossing at M-52 Bridge	Construction/Maintenance	\$1,500,000.00			\$750,000.00	\$750,000.00					\$1,500,000.00
Shady Lane Rehabilitation	Construction/Maintenance	\$930,000.00		\$465,000.00	\$465,000.00						\$930,000.00
Sidewalk Replacement Project	Construction/Maintenance	\$1,200,000.00	\$300,000.00	\$150,000.00	\$150,000.00	\$150,000.00	\$150,000.00	\$150,000.00	\$150,000.00		\$1,200,000.00
Storm Sewer Lining	Construction/Maintenance	\$1,200,000.00	\$300,000.00	\$150,000.00	\$150,000.00	\$150,000.00	\$150,000.00	\$150,000.00	\$150,000.00		\$1,200,000.00
Water Street Rehabilitation	Construction/Maintenance	\$551,000.00						\$551,000.00			\$551,000.00
Woodlawn Avenue Rehabilitation (Local)	Construction/Maintenance	\$585,000.00		\$585,000.00							\$585,000.00
Woodlawn Avenue Rehabilitation (Major)	Construction/Maintenance	\$310,000.00	\$155,000.00	\$155,000.00							\$310,000.00
Woodlawn Avenue Sanitary Sewer Replacement	Construction/Maintenance	\$100,000.00	\$50,000.00	\$50,000.00							\$100,000.00
Parks (9)											
Adams Park Pavilion	Construction	\$30,000.00				\$30,000.00					\$30,000.00
Barrier Free Kayak/Canoe Landing at Oakwood Bridge	Construction	\$200,000.00		\$100,000.00		\$100,000.00					\$200,000.00
Baseball / Softball Field Light Replacement	Construction	\$250,000.00					\$250,000.00				\$250,000.00
Hugh Parker Field Improvements	Construction	\$65,000.00	\$50,000.00	\$15,000.00							\$65,000.00
New pickleball Courts	Construction & Admin Engineering	\$290,000.00		\$290,000.00							\$290,000.00
Park Entrance Signage	Construction	\$30,000.00	\$15,000.00	\$15,000.00							\$30,000.00
Repave Grove Holman Parking Lot	Construction	\$150,000.00			\$150,000.00						\$150,000.00
Rosevear Parking Lot	Construction	\$40,000.00			\$40,000.00						\$40,000.00
Rosevear to Collamer Park Connection Path	Construction	\$350,000.00		\$350,000.00							\$350,000.00
Wastewater Operations (14)											
Administration Building / Lab Rehab	Pre Engineering	\$10,000.00		\$10,000.00							\$10,000.00
Administration Building / Lab Rehab	Construction	\$285,000.00		\$285,000.00							\$285,000.00
Administration Building / Lab Rehab	Engineering Admin and Construction	\$5,000.00		\$5,000.00							\$5,000.00
Auxiliary Roof Replacement/Screening Room Rehab	Pre Engineering	\$22,500.00		\$22,500.00							\$22,500.00

Request Title	Capital Costs Category	Project Total	Budgeted - Historical Capital Costs	Budgeted - FY2027 Capital Costs	Budgeted - FY2028 Capital Costs	Budgeted - FY2029 Capital Costs	Budgeted - FY2030 Capital Costs	Budgeted - FY2031 Capital Costs	Budgeted - FY2032 Capital Costs	Budgeted - Future Capital Costs	Total Budgeted Capital Costs
Auxiliary Roof Replacement/Screening Room Rehab	Construction	\$720,000.00		\$720,000.00							\$720,000.00
Auxiliary Roof Replacement/Screening Room Rehab	Engineering Admin and Construction	\$7,500.00		\$7,500.00							\$7,500.00
Nitrification Towers Rehabilitation Project	Construction	\$20,000,000.00		\$20,000,000.00							\$20,000,000.00
Primary Clarifier Steel Coating	Pre Engineering	\$5,000.00		\$5,000.00							\$5,000.00
Primary Clarifier Steel Coating	Construction	\$190,000.00		\$190,000.00							\$190,000.00
Primary Clarifier Steel Coating	Engineering Admin and Construction	\$5,000.00		\$5,000.00							\$5,000.00
Pump and Motor Replacement (WWTP)	Equipment	\$105,000.00	\$30,000.00	\$15,000.00	\$15,000.00	\$15,000.00	\$15,000.00	\$15,000.00			\$105,000.00
Redundant Secondary Clarifier	Construction	\$7,000,000.00						\$7,000,000.00			\$7,000,000.00
Retention Basin	Construction	\$20,000,000.00				\$20,000,000.00					\$20,000,000.00
Tertiary and Roughing Tower Pumps Rehabilitation	Construction	\$350,000.00	\$100,000.00	\$50,000.00	\$50,000.00	\$50,000.00	\$50,000.00	\$50,000.00			\$350,000.00
Police (6)											
Axon	Equipment	\$1,145,580.00		\$155,694.00	\$164,981.00	\$164,981.00	\$164,981.00	\$164,981.00	\$164,981.00	\$164,981.00	\$1,145,580.00
Modem	Equipment	\$13,510.00		\$13,510.00							\$13,510.00
Patrol Vehicle Replacements	Vehicle Cost	\$700,000.00	\$280,000.00	\$140,000.00	\$140,000.00	\$140,000.00					\$700,000.00
Police Vehicles	Vehicle Cost	\$33,389.00		\$33,389.00							\$33,389.00
Police Vehicles	Other	\$99,142.00		\$99,142.00							\$99,142.00
Radar	Equipment	\$17,280.00		\$17,280.00							\$17,280.00
Information & Technology (3)											
Backup Automation	Equipment	\$42,000.00	\$30,000.00			\$12,000.00					\$42,000.00
General IT Upgrades	Equipment	\$289,000.00	\$55,000.00	\$52,000.00	\$50,000.00	\$30,000.00	\$30,000.00	\$36,000.00		\$36,000.00	\$289,000.00
Gov AI Service	Other	\$89,000.00		\$17,000.00	\$12,000.00	\$12,000.00	\$12,000.00	\$12,000.00	\$12,000.00	\$12,000.00	\$89,000.00
Building And Safety (2)											
City Hall Electrical Surge Protection	Equipment	\$10,000.00		\$10,000.00							\$10,000.00
New conference room table & chairs for HR office	Equipment	\$2,500.00		\$2,500.00							\$2,500.00
Historical Commission (1)											

Request Title	Capital Costs Category	Project Total	Budgeted - Historical Capital Costs	Budgeted - FY2027 Capital Costs	Budgeted - FY2028 Capital Costs	Budgeted - FY2029 Capital Costs	Budgeted - FY2030 Capital Costs	Budgeted - FY2031 Capital Costs	Budgeted - FY2032 Capital Costs	Budgeted - Future Capital Costs	Total Budgeted Capital Costs
Curwood Castle Renovations	Construction & Admin Engineering	\$150,000.00		\$150,000.00							\$150,000.00
Other Financing Sources (Uses) (4)											
Downtown Mural Project	Other	\$25,000.00		\$25,000.00							\$25,000.00
Downtown Streetlight Replacement Project	Equipment	\$2,500,000.00	\$630,000.00	\$30,000.00	\$30,000.00	\$30,000.00	\$1,780,000.00				\$2,500,000.00
Ground Bed Concrete Project	Other	\$25,000.00		\$25,000.00							\$25,000.00
Parking Lot #9 Reconstruction	Construction	\$500,000.00					\$500,000.00				\$500,000.00
Gen Services (1)											
Election Equipment Replacement	Equipment	\$150,000.00			\$150,000.00						\$150,000.00
Fire (2)											
New Fire Truck	Vehicle Cost	\$2,500,000.00		\$2,500,000.00							\$2,500,000.00
Portable Radios	Equipment	\$20,370.00		\$20,370.00							\$20,370.00
Building & Grounds (2)											
Public Works Building Improvements	Repairs/Improvements	\$75,000.00		\$75,000.00							\$75,000.00
Seal Coat DPW Parking Lot	Construction/Maintenance	\$30,000.00			\$30,000.00						\$30,000.00

Funding Source	Request Title	Project Total	Budgeted - Historical	Budgeted - FY2027	Budgeted - FY2028	Budgeted - FY2029	Budgeted - FY2030	Budgeted - FY2031	Budgeted - FY2032	Budgeted - Future	Total Budgeted
DDA Fund	Downtown Streetlight Replacement Project	\$1,900,000.00	\$30,000.00	\$30,000.00	\$30,000.00	\$30,000.00	\$1,780,000.00				\$1,900,000.00
	Parking Lot #9 Reconstruction	\$500,000.00					\$500,000.00				\$500,000.00
	General IT Upgrades	\$5,200.00	\$2,600.00			\$2,600.00					\$5,200.00
Total DDA Fund		\$2,405,200.00	\$32,600.00	\$30,000.00	\$30,000.00	\$32,600.00	\$2,280,000.00				\$2,405,200.00
Fleet	4" Gas Pump	\$35,000.00						\$35,000.00			\$35,000.00
	Purchase (2) Backhoe Tractors with Attachments HYD Breaker, HYD Packer	\$300,000.00					\$300,000.00				\$300,000.00
	Purchase Wood Chipper	\$65,000.00					\$65,000.00				\$65,000.00
	Purchase (2) Tandems	\$600,000.00				\$600,000.00					\$600,000.00
	JD 1575 Snow Tractor Blade -Broom	\$50,000.00			\$50,000.00						\$50,000.00
	JD Front Mower	\$28,000.00			\$28,000.00						\$28,000.00
	Gaul Wing Finish Mower	\$35,000.00			\$35,000.00						\$35,000.00
	Purchase Hot Box Patcher	\$60,000.00			\$60,000.00						\$60,000.00
	Purchase Leaf Truck	\$700,000.00		\$350,000.00	\$350,000.00						\$700,000.00
	Public Works Building Improvements	\$37,500.00		\$37,500.00							\$37,500.00
	DPW Vactor Truck - Unit# 438	\$750,000.00						\$750,000.00			\$750,000.00
	Purchase Two 3/4 DPW pickups	\$150,000.00			\$150,000.00						\$150,000.00
	Purchase 3/4 Ton Pickups (2)	\$175,000.00					\$175,000.00				\$175,000.00
	1/2 Ton Pickup - Unit# 751	\$50,000.00					\$50,000.00				\$50,000.00
	Tink Claw - Front End Loader Accessory - Unit# 345B	\$40,000.00			\$40,000.00						\$40,000.00
	Valve Turner - Unit# 600-604	\$300,000.00				\$150,000.00	\$150,000.00				\$300,000.00
	Heavy Service Truck with Vactor capability	\$1,200,000.00				\$600,000.00	\$600,000.00				\$1,200,000.00
	JD Gator for sidewalk clearing	\$90,000.00		\$45,000.00		\$45,000.00					\$90,000.00
Total Fleet		\$4,665,500.00		\$432,500.00	\$713,000.00	\$1,395,000.00	\$1,340,000.00	\$785,000.00			\$4,665,500.00
General	Portable Radios	\$20,370.00		\$20,370.00							\$20,370.00
	Axon	\$1,145,580.00		\$155,694.00	\$164,981.00	\$164,981.00	\$164,981.00	\$164,981.00	\$164,981.00	\$164,981.00	\$1,145,580.00
	Radar	\$17,280.00		\$17,280.00							\$17,280.00
	Election Equipment Replacement	\$150,000.00			\$150,000.00						\$150,000.00

Funding Source	Request Title	Project Total	Budgeted - Historical	Budgeted - FY2027	Budgeted - FY2028	Budgeted - FY2029	Budgeted - FY2030	Budgeted - FY2031	Budgeted - FY2032	Budgeted - Future	Total Budgeted
Total General		\$1,333,230.00		\$193,344.00	\$314,981.00	\$164,981.00	\$164,981.00	\$164,981.00	\$164,981.00	\$164,981.00	\$1,333,230.00
General Fund	Gov AI Service	\$89,000.00		\$17,000.00	\$12,000.00	\$12,000.00	\$12,000.00	\$12,000.00	\$12,000.00	\$12,000.00	\$89,000.00
	Backup Automation	\$42,000.00	\$30,000.00			\$12,000.00					\$42,000.00
	City Hall Electrical Surge Protection	\$10,000.00		\$10,000.00							\$10,000.00
	New conference room table & chairs for HR office	\$2,500.00		\$2,500.00							\$2,500.00
	General IT Upgrades	\$163,800.00	\$26,400.00	\$30,000.00	\$30,000.00	\$14,400.00	\$17,000.00	\$23,000.00		\$23,000.00	\$163,800.00
	New Fire Truck	\$2,500,000.00		\$2,500,000.00							\$2,500,000.00
	Police Vehicles	\$132,531.00		\$132,531.00							\$132,531.00
	Modem	\$13,510.00		\$13,510.00							\$13,510.00
	Seal Coat DPW Parking Lot	\$30,000.00			\$30,000.00						\$30,000.00
	Public Works Building Improvements	\$37,500.00		\$37,500.00							\$37,500.00
	Repave Grove Holman Parking Lot	\$150,000.00			\$150,000.00						\$150,000.00
	Barrier Free Kayak/Canoe Landing at Oakwood Bridge	\$100,000.00		\$50,000.00		\$50,000.00					\$100,000.00
	Rosevear to Collamer Park Connection Path	\$350,000.00		\$350,000.00							\$350,000.00
	Rosevear Parking Lot	\$40,000.00			\$40,000.00						\$40,000.00
	Park Entrance Signage	\$30,000.00	\$15,000.00	\$15,000.00							\$30,000.00
	Hugh Parker Field Improvements	\$10,000.00	\$10,000.00								\$10,000.00
	New pickleball Courts	\$80,000.00		\$80,000.00							\$80,000.00
	Patrol Vehicle Replacements	\$504,000.00	\$210,000.00	\$98,000.00	\$98,000.00	\$98,000.00					\$504,000.00
Total General Fund		\$4,284,841.00	\$291,400.00	\$3,336,041.00	\$360,000.00	\$186,400.00	\$29,000.00	\$35,000.00	\$12,000.00	\$35,000.00	\$4,284,841.00
Grant	Downtown Mural Project	\$25,000.00		\$25,000.00							\$25,000.00
	Downtown Streetlight Replacement Project	\$300,000.00	\$300,000.00								\$300,000.00
	Barrier Free Kayak/Canoe Landing at Oakwood Bridge	\$100,000.00		\$50,000.00		\$50,000.00					\$100,000.00
	Adams Park Pavilion	\$30,000.00				\$30,000.00					\$30,000.00
	New pickleball Courts	\$150,000.00		\$150,000.00							\$150,000.00
	Chipman Street Reconstruction	\$375,000.00		\$375,000.00							\$375,000.00

Funding Source	Request Title	Project Total	Budgeted - Historical	Budgeted - FY2027	Budgeted - FY2028	Budgeted - FY2029	Budgeted - FY2030	Budgeted - FY2031	Budgeted - FY2032	Budgeted - Future	Total Budgeted
	Comstock Street Rehabilitation	\$184,000.00			\$184,000.00						\$184,000.00
	Patrol Vehicle Replacements	\$196,000.00	\$70,000.00	\$42,000.00	\$42,000.00	\$42,000.00					\$196,000.00
Total Grant		\$1,360,000.00	\$370,000.00	\$642,000.00	\$226,000.00	\$122,000.00					\$1,360,000.00
Historical Fund	Curwood Castle Renovations	\$150,000.00		\$150,000.00							\$150,000.00
Total Historical Fund		\$150,000.00		\$150,000.00							\$150,000.00
Local Streets	General IT Upgrades	\$24,800.00	\$5,200.00	\$4,600.00	\$4,600.00	\$2,600.00	\$2,600.00	\$2,600.00		\$2,600.00	\$24,800.00
	Carmody Street Resurfacing	\$130,000.00						\$130,000.00			\$130,000.00
	Clyde Street Resurfacing	\$280,000.00		\$280,000.00							\$280,000.00
	Clinton Street Rehabilitation	\$1,910,000.00		\$900,000.00	\$1,010,000.00						\$1,910,000.00
	Division Street Rehabilitation	\$185,000.00		\$185,000.00							\$185,000.00
	Exchange Street Rehabilitation	\$580,000.00		\$290,000.00	\$290,000.00						\$580,000.00
	Shady Lane Rehabilitation	\$930,000.00		\$465,000.00	\$465,000.00						\$930,000.00
	Woodlawn Avenue Rehabilitation (Local)	\$585,000.00		\$585,000.00							\$585,000.00
	Storm Sewer Lining	\$600,000.00	\$150,000.00	\$75,000.00	\$75,000.00	\$75,000.00	\$75,000.00	\$75,000.00	\$75,000.00		\$600,000.00
	Sidewalk Replacement Project	\$600,000.00	\$150,000.00	\$75,000.00	\$75,000.00	\$75,000.00	\$75,000.00	\$75,000.00	\$75,000.00		\$600,000.00
	Chip Seal Program	\$800,000.00	\$200,000.00	\$100,000.00	\$100,000.00	\$100,000.00	\$100,000.00	\$100,000.00	\$100,000.00		\$800,000.00
	Campbell Drive Rehabilitation	\$770,000.00				\$385,000.00	\$385,000.00				\$770,000.00
	Ada Street Rehabilitation	\$440,000.00					\$220,000.00	\$220,000.00			\$440,000.00
	Broadway Avenue Rehabilitation	\$680,000.00				\$340,000.00	\$340,000.00				\$680,000.00
	Gilbert Street Reconstruction	\$1,095,000.00		\$1,095,000.00							\$1,095,000.00
	Ball Street Rehabilitation	\$1,055,000.00				\$1,055,000.00					\$1,055,000.00
	Elm Street Reconstruction	\$920,000.00						\$920,000.00			\$920,000.00
	Huntington Drive Rehabilitation	\$500,000.00				\$250,000.00	\$250,000.00				\$500,000.00
	Martin Street Rehabilitation	\$920,000.00					\$460,000.00	\$460,000.00			\$920,000.00
	Water Street Rehabilitation	\$551,000.00						\$551,000.00			\$551,000.00
Total Local Streets		\$13,555,800.00	\$505,200.00	\$4,054,600.00	\$2,019,600.00	\$2,282,600.00	\$1,907,600.00	\$2,533,600.00	\$250,000.00	\$2,600.00	\$13,555,800.00
Major Streets	General IT Upgrades	\$24,800.00	\$5,200.00	\$4,600.00	\$4,600.00	\$2,600.00	\$2,600.00	\$2,600.00		\$2,600.00	\$24,800.00

Funding Source	Request Title	Project Total	Budgeted - Historical	Budgeted - FY2027	Budgeted - FY2028	Budgeted - FY2029	Budgeted - FY2030	Budgeted - FY2031	Budgeted - FY2032	Budgeted - Future	Total Budgeted
	Division Street Rehabilitation	\$375,000.00			\$375,000.00						\$375,000.00
	Woodlawn Avenue Rehabilitation (Major)	\$310,000.00	\$155,000.00	\$155,000.00							\$310,000.00
	Cedar Street Rehabilitation	\$2,480,000.00		\$1,240,000.00	\$1,240,000.00						\$2,480,000.00
	Chipman Street Reconstruction	\$695,000.00			\$695,000.00						\$695,000.00
	Chipman Street Rehabilitation	\$1,170,000.00			\$585,000.00	\$585,000.00					\$1,170,000.00
	Jerome Street Resurfacing	\$900,000.00	\$450,000.00	\$450,000.00							\$900,000.00
	Storm Sewer Lining	\$600,000.00	\$150,000.00	\$75,000.00	\$75,000.00	\$75,000.00	\$75,000.00	\$75,000.00	\$75,000.00		\$600,000.00
	Sidewalk Replacement Project	\$600,000.00	\$150,000.00	\$75,000.00	\$75,000.00	\$75,000.00	\$75,000.00	\$75,000.00	\$75,000.00		\$600,000.00
	Chip Seal Program	\$800,000.00	\$200,000.00	\$100,000.00	\$100,000.00	\$100,000.00	\$100,000.00	\$100,000.00	\$100,000.00		\$800,000.00
	Gould Street Rehabilitation	\$930,000.00					\$465,000.00	\$465,000.00			\$930,000.00
	Comstock Street Rehabilitation	\$2,016,000.00			\$916,000.00	\$1,100,000.00					\$2,016,000.00
	Mason Street Rehabilitation	\$1,180,000.00			\$590,000.00	\$590,000.00					\$1,180,000.00
	Ball Street Rehabilitation	\$942,000.00			\$942,000.00						\$942,000.00
	Monroe Street Rehabilitation	\$1,240,000.00			\$620,000.00	\$620,000.00					\$1,240,000.00
	Dewey Street Reconstruction	\$3,240,000.00					\$1,620,000.00	\$1,620,000.00			\$3,240,000.00
	King Street Reconstruction	\$3,000,000.00			\$1,500,000.00	\$1,500,000.00					\$3,000,000.00
	Oliver Street Bridge approach resurfacing	\$30,000.00		\$30,000.00							\$30,000.00
	Gould Street Bridge Epoxy Overlay	\$150,000.00					\$150,000.00				\$150,000.00
Total Major Streets		\$20,682,800.00	\$1,110,200.00	\$2,129,600.00	\$7,717,600.00	\$4,647,600.00	\$2,487,600.00	\$2,337,600.00	\$250,000.00	\$2,600.00	\$20,682,800.00
Other	Downtown Streetlight Replacement Project	\$300,000.00	\$300,000.00								\$300,000.00
	Ground Bed Concrete Project	\$25,000.00		\$25,000.00							\$25,000.00
	WTP Distribution Transmission Mains	\$3,000,000.00						\$1,000,000.00	\$1,000,000.00	\$1,000,000.00	\$3,000,000.00
	DWSRF Well House upgrades P2 & LW1 and Abandonment of P1	\$1,827,653.00		\$1,827,653.00							\$1,827,653.00
	Chlorine Distribution Tanks	\$5,000,000.00				\$1,000,000.00	\$1,000,000.00	\$1,000,000.00	\$1,000,000.00	\$1,000,000.00	\$5,000,000.00
	Sub-basement sump pump replacement	\$50,000.00		\$50,000.00							\$50,000.00
	DWSRF Electrical Safety WTP Upgrades	\$1,278,037.00		\$1,278,037.00							\$1,278,037.00
	DWSRF WTP Filter Rehab	\$6,659,896.00	\$3,329,948.00	\$3,329,948.00							\$6,659,896.00
	Auxiliary Roof Replacement/Screening Room Rehab	\$750,000.00		\$750,000.00							\$750,000.00

Funding Source	Request Title	Project Total	Budgeted - Historical	Budgeted - FY2027	Budgeted - FY2028	Budgeted - FY2029	Budgeted - FY2030	Budgeted - FY2031	Budgeted - FY2032	Budgeted - Future	Total Budgeted
	Booster Station Upgrade	\$3,185,360.00		\$3,185,360.00							\$3,185,360.00
	Retention Basin	\$20,000,000.00				\$20,000,000.00					\$20,000,000.00
	Primary Clarifier Steel Coating	\$200,000.00		\$200,000.00							\$200,000.00
	Nitrification Towers Rehabilitation Project	\$20,000,000.00		\$20,000,000.00							\$20,000,000.00
	Sanitary Sewer Interceptor	\$3,600,000.00				\$3,600,000.00					\$3,600,000.00
	Redundant Secondary Clarifier	\$7,000,000.00						\$7,000,000.00			\$7,000,000.00
	2031 Water Main Replacement Project	\$3,980,000.00						\$2,015,000.00	\$1,965,000.00		\$3,980,000.00
	Gilbert Street Water Main Replacement	\$550,000.00		\$550,000.00							\$550,000.00
	2027 Water Main Replacement Project	\$2,200,000.00		\$200,000.00	\$2,000,000.00						\$2,200,000.00
	2026 Water Main Replacement Project	\$3,370,000.00		\$3,370,000.00							\$3,370,000.00
	Woodlawn Avenue Water Main Replacement (Local)	\$620,000.00		\$620,000.00							\$620,000.00
	Cedar Street Water Main Replacement	\$3,200,000.00		\$1,600,000.00	\$1,600,000.00						\$3,200,000.00
	Water Service Line Replacement Project	\$14,500,000.00	\$2,500,000.00	\$1,400,000.00	\$1,500,000.00	\$1,600,000.00	\$1,700,000.00	\$1,800,000.00	\$2,000,000.00	\$2,000,000.00	\$14,500,000.00
	2029 Water Main Replacement Project	\$3,700,000.00				\$1,500,000.00	\$2,200,000.00				\$3,700,000.00
	2028 Water Main Replacement Project	\$3,240,000.00			\$1,890,000.00	\$1,350,000.00					\$3,240,000.00
	Clinton Street Water Main Replacement	\$942,500.00		\$942,500.00							\$942,500.00
	Ball Street Water Main Replacement	\$1,925,000.00				\$1,925,000.00					\$1,925,000.00
	Monroe Street Water Main Replacement	\$1,525,000.00				\$1,525,000.00					\$1,525,000.00
	Comstock Street Water Main Replacement	\$2,250,000.00			\$1,125,000.00	\$1,125,000.00					\$2,250,000.00
	Dewey Street Water Main Replacement	\$2,440,000.00	\$1,080,000.00	\$1,080,000.00			\$280,000.00				\$2,440,000.00
	Huntington Drive Water Main Replacement	\$480,000.00					\$480,000.00				\$480,000.00
	S Chestnut Street Drainage Improvements	\$1,150,000.00		\$150,000.00	\$1,000,000.00						\$1,150,000.00
	Campbell Drive Water Main Replacement	\$1,110,000.00				\$600,000.00	\$510,000.00				\$1,110,000.00
	Transmission Water Main Replacement Project	\$5.00		\$1.00	\$1.00	\$1.00	\$1.00	\$1.00			\$5.00
	2030 Water Main Replacement Project	\$2,370,000.00					\$1,260,000.00	\$1,110,000.00			\$2,370,000.00
Total Other		\$122,428,451.00	\$7,209,948.00	\$40,558,499.00	\$9,115,001.00	\$34,225,001.00	\$7,430,001.00	\$13,925,001.00	\$5,965,000.00	\$4,000,000.00	\$122,428,451.00
Park Millage	Hugh Parker Field Improvements	\$55,000.00	\$40,000.00	\$15,000.00							\$55,000.00
	Baseball / Softball Field Light Replacement	\$250,000.00					\$250,000.00				\$250,000.00
	New pickleball Courts	\$60,000.00		\$60,000.00							\$60,000.00

Funding Source	Request Title	Project Total	Budgeted - Historical	Budgeted - FY2027	Budgeted - FY2028	Budgeted - FY2029	Budgeted - FY2030	Budgeted - FY2031	Budgeted - FY2032	Budgeted - Future	Total Budgeted
Total Park Millage		\$365,000.00	\$40,000.00	\$75,000.00			\$250,000.00				\$365,000.00
Sewer	General IT Upgrades	\$23,800.00	\$5,200.00	\$4,600.00	\$3,600.00	\$2,600.00	\$2,600.00	\$2,600.00		\$2,600.00	\$23,800.00
	Sanitary Sewer River Crossing at M-52 Bridge	\$1,500,000.00			\$750,000.00	\$750,000.00					\$1,500,000.00
	Woodlawn Avenue Sanitary Sewer Replacement	\$100,000.00	\$50,000.00	\$50,000.00							\$100,000.00
	Sanitary Sewer Rehab - Open Cut	\$3,200,000.00	\$800,000.00	\$400,000.00	\$400,000.00	\$400,000.00	\$400,000.00	\$400,000.00	\$400,000.00		\$3,200,000.00
	Sanitary Sewer Rehab - Lining	\$1,400,000.00	\$200,000.00	\$200,000.00	\$200,000.00	\$200,000.00	\$200,000.00	\$200,000.00	\$200,000.00		\$1,400,000.00
	Gilbert Street Sanitary Sewer Replacement	\$930,000.00		\$930,000.00							\$930,000.00
Total Sewer		\$7,153,800.00	\$1,055,200.00	\$1,584,600.00	\$1,353,600.00	\$1,352,600.00	\$602,600.00	\$602,600.00	\$600,000.00	\$2,600.00	\$7,153,800.00
Waste Water Treatment	General IT Upgrades	\$23,800.00	\$5,200.00	\$4,600.00	\$3,600.00	\$2,600.00	\$2,600.00	\$2,600.00		\$2,600.00	\$23,800.00
	Administration Building / Lab Rehab	\$300,000.00		\$300,000.00							\$300,000.00
	Pump and Motor Replacement (WWTP)	\$105,000.00	\$30,000.00	\$15,000.00	\$15,000.00	\$15,000.00	\$15,000.00	\$15,000.00			\$105,000.00
	Tertiary and Roughing Tower Pumps Rehabilitation	\$350,000.00	\$100,000.00	\$50,000.00	\$50,000.00	\$50,000.00	\$50,000.00	\$50,000.00			\$350,000.00
Total Waste Water Treatment		\$778,800.00	\$135,200.00	\$369,600.00	\$68,600.00	\$67,600.00	\$67,600.00	\$67,600.00		\$2,600.00	\$778,800.00
Water	Lab Equipment - Test and Online	\$120,000.00	\$15,000.00	\$15,000.00	\$15,000.00	\$15,000.00	\$15,000.00	\$15,000.00	\$15,000.00	\$15,000.00	\$120,000.00
	HI Service Pumps Controllers	\$255,000.00	\$30,000.00	\$75,000.00	\$75,000.00					\$75,000.00	\$255,000.00
	Security Cameras installed at remote sites and Filtration Plant	\$120,000.00		\$40,000.00				\$40,000.00		\$40,000.00	\$120,000.00
	Confined Space and LO/TO Safety Equipment	\$60,000.00	\$20,000.00	\$20,000.00						\$20,000.00	\$60,000.00
	General IT Upgrades	\$22,800.00	\$5,200.00	\$3,600.00	\$3,600.00	\$2,600.00	\$2,600.00	\$2,600.00		\$2,600.00	\$22,800.00
	Sludge pumps, valves and/or actuators R/R	\$130,000.00	\$30,000.00	\$50,000.00						\$50,000.00	\$130,000.00
	2018 F-150 Replacement	\$60,000.00						\$60,000.00			\$60,000.00
	West Tower Security Fence	\$40,000.00						\$40,000.00			\$40,000.00
	WTP Filter Rehab (basement level equipment/control panels on first floor)	\$500,000.00						\$250,000.00		\$250,000.00	\$500,000.00

Funding Source	Request Title	Project Total	Budgeted - Historical	Budgeted - FY2027	Budgeted - FY2028	Budgeted - FY2029	Budgeted - FY2030	Budgeted - FY2031	Budgeted - FY2032	Budgeted - Future	Total Budgeted
	Lagoon 4 - Lime Sludge Removal	\$1,414,000.00				\$664,000.00				\$750,000.00	\$1,414,000.00
	Roof Replacement - West WTP Building	\$470,000.00				\$470,000.00					\$470,000.00
	Filter valves, actuators & meters installed with controls	\$500,000.00						\$250,000.00		\$250,000.00	\$500,000.00
	Filter Effluent Piping Replacement	\$500,000.00			\$500,000.00						\$500,000.00
	CO2 Distribution System Rehab	\$760,000.00			\$380,000.00					\$380,000.00	\$760,000.00
	Altitude Valves (2) - Replace or rebuild	\$50,000.00		\$50,000.00							\$50,000.00
	WTP Hintz Well Rehab	\$100,000.00		\$50,000.00						\$50,000.00	\$100,000.00
	Backwash Lagoon No 2 Build and Rehabs	\$60,000.00						\$30,000.00		\$30,000.00	\$60,000.00
	WTP Well Rehab LW13	\$140,000.00	\$40,000.00		\$50,000.00					\$50,000.00	\$140,000.00
	Lagoon 1, 2, & 3 - Lime Sludge Removal	\$2,868,170.00	\$622,170.00		\$496,000.00			\$750,000.00		\$1,000,000.00	\$2,868,170.00
	Internal Pipe Cleaning - Clarifier Effluent to Filter Influent	\$205,000.00	\$55,000.00					\$75,000.00		\$75,000.00	\$205,000.00
	WTP Plant Replacement Project (tentative) - Membrane Plant Design and Permit	\$400,000.00		\$200,000.00	\$200,000.00						\$400,000.00
	Palmer #2 Well Rehab	\$145,000.00	\$45,000.00				\$50,000.00			\$50,000.00	\$145,000.00
	Rehabilitate Palmer Well #3A	\$150,000.00				\$50,000.00	\$50,000.00			\$50,000.00	\$150,000.00
	Rehabilitate Juniper #1 Well	\$150,000.00						\$50,000.00	\$50,000.00	\$50,000.00	\$150,000.00
	Aerator Improvements	\$3,260,000.00		\$260,000.00						\$3,000,000.00	\$3,260,000.00
	WTP Well Rehab LW1	\$120,000.00	\$45,000.00					\$50,000.00		\$25,000.00	\$120,000.00
	WTP Well Rehab - Osburn Well	\$96,000.00	\$40,000.00			\$50,000.00				\$6,000.00	\$96,000.00
	Essential Emergency Replace/Repair	\$402,500.00	\$50,000.00	\$52,500.00	\$55,000.00	\$57,500.00	\$60,000.00	\$62,500.00	\$65,000.00		\$402,500.00
	Replacement of GridBee Mixers (2)	\$30,000.00				\$30,000.00					\$30,000.00
	John Deere 5E with attachments and trailer	\$225,000.00		\$100,000.00				\$125,000.00			\$225,000.00
	Replacement of 2016 F350	\$80,000.00						\$80,000.00			\$80,000.00
	City owned poles and transformers - replacement	\$350,000.00	\$50,000.00	\$50,000.00	\$50,000.00	\$50,000.00	\$50,000.00	\$50,000.00	\$50,000.00		\$350,000.00
	Lime silo slaker and clarifier annual repairs	\$94,000.00	\$10,000.00	\$10,500.00	\$11,000.00	\$11,500.00	\$12,000.00	\$12,500.00	\$13,000.00	\$13,500.00	\$94,000.00
	Inner City Fire Hydrant Painting	\$200,000.00			\$200,000.00						\$200,000.00
	Jerome Street Water Service Line Replacements	\$100,000.00	\$50,000.00	\$50,000.00							\$100,000.00
Total Water		\$14,177,470.00	\$1,107,370.00	\$1,026,600.00	\$2,035,600.00	\$1,400,600.00	\$239,600.00	\$1,942,600.00	\$193,000.00	\$6,232,100.00	\$14,177,470.00

Funding Source	Request Title	Project Total	Budgeted - Historical	Budgeted - FY2027	Budgeted - FY2028	Budgeted - FY2029	Budgeted - FY2030	Budgeted - FY2031	Budgeted - FY2032	Budgeted - Future	Total Budgeted
Total Funding Source		\$193,340,892.00	\$11,857,118.00	\$54,582,384.00	\$23,953,982.00	\$45,876,982.00	\$16,798,982.00	\$22,393,982.00	\$7,434,981.00	\$10,442,481.00	\$193,340,892.00



MEMORANDUM

301 W. MAIN ▪ OWOSSO, MICHIGAN 48867-2958 ▪ WWW.CI.OWOSSO.MI.US

DATE: April 28, 2026

TO: Owosso City Council

FROM: Brad Barrett, Finance Director

SUBJECT: Resolution Authorizing Publication of Notice of Intent to Issue Bonds
Projects 6034.01 and 7920.01

RECOMMENDATION:

Approve authorizing resolutions to publish a Notice of Intent to issue revenue bonds to finance Drinking Water Revolving Fund (DWSRF) project 7920.01 and Clean Water Revolving Fund (CWSRF) project 6034.01.

BACKGROUND:

The City of Owosso has been allocated funding under the state of Michigan revolving loan fund to finance infrastructure improvements to its water distribution system, booster station and waste water treatment plant.

A Notice of Intent (NOI) to issue revenue bonds is necessary for the projects per Public Act 94 of 1933. The notice will begin a 45-day referendum period during which voters have the right to petition for a vote on the revenue bonds.

CWSRF project No. 6034.01 will finance the following improvements:

1. Waste Water Treatment Plant towers replacement
2. Sewer collection system analysis (smoke testing)
3. Future capacity and flow management (flow metering and sediment analysis)

DWSRF project 7920.01 will finance the following improvements:

1. Water main replacements on the following streets:
 - Clinton St (S. Cedar to S. Shiawassee/M52)
 - Gilbert St (Mason to Oliver)
 - Williams St (Shiawassee/M52 to Washington)
 - Dewey St (Main/M21 to Oliver)
 - Mason St (N. Dewey to Gilbert)
 - Genesee St (Michigan to Green and Green from Genesee to Cass)
2. Lead Service Line Replacement: Non-compliant water service line replacement city-wide
3. Gute Hill Booster Station rehabilitation
4. Water Treatment Plant chemistry
5. Osburn Well rehabilitation (liner)

The two NOIs will authorize a maximum bond principal of \$32,000,000. The state has agreed to purchase \$32,000,000 and provide principal forgiveness in the amount of \$4,760,000. This will net a \$27,240,000 liability to the city. This liability is split between the water fund (\$9,840,000) and the waste water treatment fund (\$17,400,000).

FISCAL IMPACTS:

Estimated debt payments:

Water Fund: \$9,840,000 over 20 years at 2%....\$599,366.16

Waste Water Treatment Fund: \$17,400,000 over 30 years at 2%...\$774,106.78

RESOLUTION NO.

DECLARING OFFICIAL INTENT TO REIMBURSE PROJECT
EXPENDITURES WITH BOND PROCEEDS AND AUTHORIZING
PUBLICATION OF NOTICE OF INTENT TO ISSUE BONDS

At a regular meeting of the City Council of the City of Owosso, Shiawassee County,
Michigan, held on May 4, 2026.

PRESENT: _____

ABSENT: _____

The following resolution was offered by _____ and seconded by
_____:

WHEREAS, the City of Owosso (the “City”) proposes to issue its revenue bonds, in one or more series (the “Bonds”) under Act 94, Public Acts of Michigan, 1933, as amended (“Act 94”), to finance improvements to the City’s water supply system (the “System”), consisting of (i) removal, abandonment, replacement, and installation of water mains, (ii) removal, abandonment, replacement, and installation of water service lines in portions of the System to comply with the Michigan Department of Environment, Great Lakes, and Energy’s Lead and Copper Rules and improvements to related facilities, and (iii) acquisition, construction, and installation of improvements and upgrades to booster pumps and related facilities, as well as the restoration of property, streets, rights-of-way and easements affected by the improvements, and all other work necessary or incidental to these improvements (collectively, the “Project”); and

WHEREAS, it is anticipated that the City will advance a portion of the costs of the Project prior to the issuance of the Bonds, to be repaid from proceeds of the Bonds upon the issuance thereof; and

WHEREAS, Section 1.150-2 of the Treasury Regulations on Income Tax (the “Reimbursement Regulations”) specifies conditions under which a reimbursement allocation may be treated as an expenditure of bond proceeds, and the City intends by this resolution to qualify amounts advanced by the City to the Project for reimbursement from proceeds of the Bonds in accordance with the requirements of the Reimbursement Regulations; and

WHEREAS, a notice of intent to issue the Bonds must be published in order to comply with the requirements of Section 33 of Act 94.

NOW, THEREFORE, BE IT RESOLVED by the City Council of the City of Owosso, Shiawassee County, Michigan, as follows:

1. The Project shall consist of the water supply system improvements described in the preamble hereto.
2. The maximum principal amount of Bonds expected to be issued for the Project is \$12,000,000.
3. The City hereby declares its official intent to issue the Bonds to finance the costs of the Project and hereby declares that it reasonably expects to reimburse the City’s advances to the Project as described in the preamble and as anticipated by this resolution.
4. The Bonds shall be authorized by proper proceedings subsequent to this resolution.
5. The Clerk is hereby instructed to publish the following notice attached hereto as Exhibit A once in a newspaper of general circulation in the City.

6. All prior resolutions and parts of resolutions insofar as they may be in conflict with this resolution are hereby rescinded.

RESOLUTION DECLARED ADOPTED.

Yeas _____

Nays _____

STATE OF MICHIGAN)
) SS
COUNTY OF SHIAWASSEE)

I hereby certify that the foregoing is a true and complete copy of a resolution adopted at a regular meeting of the City Council of the City of Owosso, Shiawassee County, Michigan, held on May 4, 2026, the original of which is on file in my office. I further certify that notice of the meeting was given pursuant to and in compliance with the Open Meetings Act, as amended.

Amy K. Kohagen, CMC
City Clerk
City of Owosso

EXHIBIT A

NOTICE OF INTENT TO ISSUE
BONDS BY THE CITY OF
OWOSSO, MICHIGAN

NOTICE IS HEREBY GIVEN, that the City of Owosso, Michigan, intends to issue revenue bonds, in one or more series, in the principal amount of not to exceed \$12,000,000 for the purpose of defraying the cost of improvements to the City's water supply system (the "System"), consisting of (i) removal, abandonment, replacement, and installation of water mains, (ii) removal, abandonment, replacement, and installation of water service lines in portions of the System to comply with the Michigan Department of Environment, Great Lakes, and Energy's Lead and Copper Rules and improvements to related facilities, (iii) acquisition, construction, and installation of improvements and upgrades to booster pumps and related facilities, as well as the restoration of property, streets, rights-of-way and easements affected by the improvements, and all other work necessary or incidental to these improvements and (iv) payment of the costs of issuing the bonds and capitalized interest, if any.

The bonds will mature in not to exceed forty (40) years after the date of original issuance and will bear interest from their date at a rate or rates to be determined at the time of sale thereof but in no event to exceed such rates as may be permitted by law.

The bonds will be issued under the provisions of Act 94, Public Acts of Michigan, 1933, as amended, and an ordinance of the City Council and will be payable from the net revenues of the System and any improvements, enlargements and extensions thereto, and a statutory lien on said revenues will be established by said resolution. The City will covenant and agree to fix and maintain at all times while any of the bonds shall be outstanding such rates for service furnished by the System as shall be sufficient to provide for payment of the necessary expenses of operation, maintenance and administration of the System and of the principal of and interest on the bonds when due and to provide for such other expenditures and funds for the System as are required by the resolution authorizing the issuance of bonds. In addition, the bonds may be secured by the full faith and credit of the City as limited by applicable constitutional, statutory, and charter limitations on the taxing power of the City.

RIGHT TO PETITION FOR REFERENDUM

This notice is given, by order of the City Council of the City of Owosso, to and for the benefit of the electors of the City in order to inform them of their right to petition for a referendum upon the question of the issuance of the aforesaid bonds. The bonds will be issued, without submitting such a question to a vote of the electors, unless within 45 days after the date of publication of this notice a petition requesting a referendum upon such question, signed by not less than 10% or 15,000 of the registered electors in the City, whichever is the lesser, shall have been filed with the undersigned City Clerk. In the event that such a petition is filed, the bonds will not be issued unless and until the issuance thereof shall have been approved by the vote of a

majority of the electors of the City qualified to vote and voting thereon at a general or special election.

FURTHER INFORMATION

Further information related to the issuance of said bonds and the subject matter of this notice may be secured at the office of the City Clerk of the City of Owosso, 301 West Main Street, Owosso, Michigan 48867.

This notice is given pursuant to the provisions of Act 94, Public Acts of Michigan, 1933, as amended.

Amy K. Kohagen, CMC
City Clerk
City of Owosso



MEMORANDUM

301 W. MAIN ▪ OWOSSO, MICHIGAN 48867-2958 ▪ WWW.CI.OWOSSO.MI.US

DATE: April 28, 2026

TO: Owosso City Council

FROM: Brad Barrett, Finance Director

SUBJECT: Resolution Authorizing Publication of Notice of Intent to Issue Bonds
Projects 6034.01 and 7920.01

RECOMMENDATION:

Approve authorizing resolutions to publish a Notice of Intent to issue revenue bonds to finance Drinking Water Revolving Fund (DWSRF) project 7920.01 and Clean Water Revolving Fund (CWSRF) project 6034.01.

BACKGROUND:

The City of Owosso has been allocated funding under the state of Michigan revolving loan fund to finance infrastructure improvements to its water distribution system, booster station and waste water treatment plant.

A Notice of Intent (NOI) to issue revenue bonds is necessary for the projects per Public Act 94 of 1933. The notice will begin a 45-day referendum period during which voters have the right to petition for a vote on the revenue bonds.

CWSRF project No. 6034.01 will finance the following improvements:

1. Waste Water Treatment Plant towers replacement
2. Sewer collection system analysis (smoke testing)
3. Future capacity and flow management (flow metering and sediment analysis)

DWSRF project 7920.01 will finance the following improvements:

1. Water main replacements on the following streets:
 - Clinton St (S. Cedar to S. Shiawassee/M52)
 - Gilbert St (Mason to Oliver)
 - Williams St (Shiawassee/M52 to Washington)
 - Dewey St (Main/M21 to Oliver)
 - Mason St (N. Dewey to Gilbert)
 - Genesee St (Michigan to Green and Green from Genesee to Cass)
2. Lead Service Line Replacement: Non-compliant water service line replacement city-wide
3. Gute Hill Booster Station rehabilitation
4. Water Treatment Plant chemistry
5. Osburn Well rehabilitation (liner)

The two NOIs will authorize a maximum bond principal of \$32,000,000. The state has agreed to purchase \$32,000,000 and provide principal forgiveness in the amount of \$4,760,000. This will net a \$27,240,000 liability to the city. This liability is split between the water fund (\$9,840,000) and the waste water treatment fund (\$17,400,000).

FISCAL IMPACTS:

Estimated debt payments:

Water Fund: \$9,840,000 over 20 years at 2%....\$599,366.16

Waste Water Treatment Fund: \$17,400,000 over 30 years at 2%...\$774,106.78

RESOLUTION NO.

DECLARING OFFICIAL INTENT TO REIMBURSE PROJECT
EXPENDITURES WITH BOND PROCEEDS AND AUTHORIZING
PUBLICATION OF NOTICE OF INTENT TO ISSUE BONDS

At a regular meeting of the City Council of the City of Owosso, Shiawassee County, Michigan, held on May 4, 2026.

PRESENT: _____

ABSENT: _____

The following resolution was offered by _____ and seconded by _____:

WHEREAS, the City of Owosso (the “City”) proposes to issue its revenue bonds, in one or more series (the “Bonds”) under Act 94, Public Acts of Michigan, 1933, as amended (“Act 94”), to finance improvements to the City’s wastewater treatment system (the “System”), including without limitation, removal and replacement of nitrification and roughing towers at the City’s wastewater treatment plant (the “WWTP”) and the acquisition, construction, and installation of new treatment process mechanisms, improvements to existing mechanisms, and other structural, mechanical, electrical, and SCADA improvements to WWTP buildings and facilities, as well as all other work and equipment necessary or incidental to these improvements (the “Project”); and

WHEREAS, it is anticipated that the City will advance a portion of the costs of the Project prior to the issuance of the Bonds, such advance to be repaid from proceeds of the Bonds upon the issuance thereof; and

WHEREAS, Section 1.150-2 of the Treasury Regulations on Income Tax (the “Reimbursement Regulations”) specifies conditions under which a reimbursement allocation

may be treated as an expenditure of bond proceeds, and the City intends by this resolution to qualify amounts advanced by the City to the Project for reimbursement from proceeds of the Bonds in accordance with the requirements of the Reimbursement Regulations; and

WHEREAS, a notice of intent to issue the Bonds must be published in order to comply with the requirements of Section 33 of Act 94.

NOW, THEREFORE, BE IT RESOLVED by the City Council of the City of Owosso, Shiawassee County, Michigan, as follows:

1. The Project shall consist of the wastewater treatment system improvements described in the preamble hereto.

2. The maximum principal amount of Bonds expected to be issued for the Project is \$20,000,000.

3. The City hereby declares its official intent to issue the Bonds to finance the costs of the Project and hereby declares that it reasonably expects to reimburse the City's advances to the Project as described in the preamble and as anticipated by this resolution.

4. The Bonds shall be authorized by proper proceedings subsequent to this resolution.

5. The Clerk is hereby instructed to publish the following notice attached hereto as Exhibit A once in a newspaper of general circulation in the City.

6. All prior resolutions and parts of resolutions insofar as they may be in conflict with this resolution are hereby rescinded.

RESOLUTION DECLARED ADOPTED.

Yeas _____

Nays _____

STATE OF MICHIGAN)
) SS
COUNTY OF SHIAWASSEE)

I hereby certify that the foregoing is a true and complete copy of a resolution adopted at a regular meeting of the City Council of the City of Owosso, Shiawassee County, Michigan, held on May 4, 2026, the original of which is on file in my office. I further certify that notice of the meeting was given pursuant to and in compliance with the Open Meetings Act, as amended.

Amy K. Kohagen, CMC
City Clerk
City of Owosso

EXHIBIT A

NOTICE OF INTENT TO ISSUE BONDS BY THE CITY OF OWOSSO, MICHIGAN

NOTICE IS HEREBY GIVEN, that the City of Owosso, Michigan, intends to issue revenue bonds, in one or more series, in the principal amount of not to exceed \$20,000,000 for the purpose of defraying the cost of improvements to the City's wastewater treatment system (the "System"), including without limitation, removal and replacement of nitrification and roughing towers at the City's wastewater treatment plant (the "WWTP") and the acquisition, construction, and installation of new treatment process mechanisms, improvements to existing mechanisms, and other structural, mechanical, electrical, and SCADA improvements to WWTP buildings and facilities, as well as all other work and equipment necessary or incidental to these improvements, and for paying the costs of issuing the bonds and capitalized interest, if any.

The bonds will mature in not to exceed forty (40) years after the date of original issuance and will bear interest from their date at a rate or rates to be determined at the time of sale thereof but in no event to exceed such rates as may be permitted by law.

The bonds will be issued under the provisions of Act 94, Public Acts of Michigan, 1933, as amended, and a resolution of the City Council and will be payable from the net revenues of the System and any improvements, enlargements and extensions thereto, and a statutory lien on said revenues will be established by said resolution. The City of Owosso will covenant and agree to fix and maintain at all times while any of the bonds shall be outstanding such rates for service furnished by the System as shall be sufficient to provide for payment of the necessary expenses of operation, maintenance and administration of the System and of the principal of and interest on the bonds when due and to provide for such other expenditures and funds for the System as are required by the resolution authorizing the issuance of bonds. In addition, the bonds may be secured by the full faith and credit of the City as limited by applicable constitutional, statutory, and charter limitations on the taxing power of the City.

RIGHT TO PETITION FOR REFERENDUM

This notice is given, by order of the City Council of the City of Owosso, to and for the benefit of the electors of the City of Owosso in order to inform them of their right to petition for a referendum upon the question of the issuance of the aforesaid bonds. The bonds will be issued, without submitting such a question to a vote of the electors, unless within 45 days after the date of publication of this notice a petition requesting a referendum upon such question, signed by not less than 10% or 15,000 of the registered electors in the City of Owosso, whichever is the lesser, shall have been filed with the undersigned City Clerk. In the event that such a petition is filed, the bonds will not be issued unless and until the issuance thereof shall have been approved by the vote of a majority of the electors of the City of Owosso qualified to vote and voting thereon at a general or special election.

FURTHER INFORMATION

Further information related to the issuance of said bonds and the subject matter of this notice may be secured at the office of the City Clerk of the City of Owosso, 301 West Main Street, Owosso, Michigan 48867.

This notice is given pursuant to the provisions of Act 94, Public Acts of Michigan, 1933, as amended.

Amy K. Kohagen, CMC
City Clerk
City of Owosso



CITY OF OWOSSO
CITY MANAGER'S REPORT
April 2026



Community Development

Building Permits – Commercial Activity

The following commercial building permits were issued or active during April 2026:

- 307 N Washington St – Remove and replace exterior walls in the rear of the building.
- 200 W Main St – Full renovations for Cottage Inn Pizza.
- 513 W Main St – Renovations to the YMCA and adding a child care center.

Rezoning & Land Use

The following land use matters were addressed by the Planning Commission in April 2026:

- 1000 Bradley – Rezoning from Light Industrial to Multi-Family for 40 apartments presented to the Planning Commission on April 27, 2026 and approved. Referred to City Council to hold a public hearing on May 18, 2026.
- 1000 Bradley – Site plan for 40 apartments presented to the Planning Commission on April 27, 2026. Requires further review at the May 26, 2026 Planning Commission meeting.
- 804 W Main St – Special Land Use for a motorcycle repair shop presented to the Planning Commission on April 27, 2026 and approved.

Marihuana Licenses

The following marihuana licenses are active within the City of Owosso:

Type	Address	Status
Grow	1370 E South St	Medical/Recreational – Renewed Sept. 2025
Grow	1455 Industrial	Recreational – Renewed Oct. 2025
Grow	1750 E South St	Recreational – Renewed March 2026
Grow	1410 Hathaway	Recreational – Pending State Review
Processing	1750 E South St Ste. 1	Recreational – Renewed Jan. 2026
Retail	117 E Main St	Medical & Recreational – Renewed Oct. 2025
Retail	200 E Main	Recreational – Renewed May 2025
Retail	116 N Washington	Recreational – Renewed Jan. 2026

MSHDA / Housing Grants

The City continues to actively leverage state and federal housing grant funding. The following summarizes current and upcoming grant activity:

Program	Year	Grant Amt.	Admin. Reimb.	Scope / Status
NEP Round 8 (2023)	2023	\$70,000	\$5,000	5 homes – Completed
NEP Round 9 (2024)	2024	\$70,000	\$2,500	3 homes – Completed



NEP Round 9 Public Amenity	2024	\$15,000	\$0	Grand Ave Park Equipment – Completed
MI-HOPE (2024–25)	2024–25	\$250,000	\$15,000	11 homes, energy efficient – Completed
MI-HOPE Hi-Performer (2024–25)	2024–25	\$100,000	\$0	5 homes, energy efficient – Completed
MIN 1.0 & 2.0 CDBG (2025–26)	2025–26	\$785,000	\$141,300	26 homes – Complete by Nov. 2026
CDBG Round 2 (2026–27)	2026–27	\$400,000	\$72,000	10 homes – Complete 2027
CDBG Round 3 – Residential (2027–28)	2027–28	\$760,000	\$136,800	19 homes – Complete 2027/28
CDBG Round 3 – Citizens Loft (2026–27)	2026–27	\$500,000	\$90,000	5 rental units downtown – Complete 2026/27
CDBG Round 4 (2028–29)	2028–29	\$1,250,000	\$225,000	32 homes – Complete 2028–29
TOTALS		\$4,200,000	\$687,600	Grand Total: \$4,887,600

Washington Park Development

Washington Park, a 16-unit affordable housing development at the corner of Wesley and Washington Streets (1411 Washington Street), is nearing completion. The development features two- and three-bedroom townhomes available to households at 30–80% of area median income. Units will be rented for the first 15 years before converting to owner-occupancy.

As of April, 8 of 16 units are leased, with an on-site leasing day held in April. Occupancy is expected by May 15, 2026. The project is pending final lift station commissioning by Consumers Energy before the grand opening event, anticipated in the last week of April or first week of May. The development team includes Venture Housing, Capital Area Community Services, Rohde Construction, ASL Architecture, and First Housing Corporation, with support from the Cook Family Foundation, MSHDA, and the City of Owosso.

123 N. Washington (Fifth/Third Building)

This six-year downtown redevelopment project continued to advance in April. All application documents for the \$4+ million project (including \$1.5M MEDC grant and \$500,000 MSHDA supplemental funding) were required to be submitted by April 23. City staff member Tanya is leading MSHDA compliance work, and the project is proceeding holistically with Davis-Bacon wages applied to the entire project per MSHDA agreement.

Redevelopment Ready Communities (RRC) Certification

On April 24, 2026, the City of Owosso received official notification from the Michigan Economic Development Corporation (MEDC) that it has been designated as an RRC Certified Community. This is a well-deserved recognition for the city’s planning and development readiness efforts. MEDC will present the award at a future event or city meeting, and a press release is being prepared. The RRC Redevelopment Services Team will be engaging with the city to assist with priority redevelopment sites.



Parks & Recreation

Curwood Castle Restoration

Bid award for the Curwood Castle Restoration and Repairs Project is on the agenda for the May 4 City Council meeting. Award is pending to Perrin Construction, with construction anticipated to begin in June and continue through the summer. The project includes repair and replacement of historic stucco; restoration and replacement of the natural slate roof and underlayment; installation of copper flashing, gutters, and downspouts; wood window restoration and reconstruction; interior plaster repair and restoration; EIFS repair; exterior and interior painting; minor electrical updates; and modifications to the stormwater collection system. H2A Architects has been engaged to evaluate the building’s damaged boiler system and provide recommendations.

Bentley Park Splash Pad Replacement

The existing splash pad at Bentley Park will be removed and replaced. DPW demolition work is expected to begin in May, with contractor installation complete by July. This project is funded by the Parks and Recreation Millage. Project details have been shared on the city’s social media and newsletter.

Bentley Park Tennis & Pickleball Courts

Staff has submitted applications for both a Michigan DNR Trust Fund Grant and a DNR Recreation Passport Grant, each requesting \$150,000 (only one would be awarded) to support new tennis and pickleball courts at Bentley Park. Funding decisions are anticipated in December 2026. If awarded, the project would be further supported by the General Fund and the Parks and Recreation Millage.

250 Trees for the 250th Birthday Initiative

All trees ordered for the spring planting season arrived between April 13 and 23. DPW crews will plant 75 trees in City parks this spring. Grants from the Cook Family Foundation and Owosso Rotary Club were secured to help fund the initiative. Two public events were held:

- Wednesday, April 22, 3:00–6:00 p.m. – Public tree giveaway at DPW Garage (522 Milwaukee St). All trees were given away, with a line forming early due to high interest.
- Friday, April 24, 1:00 p.m. – Arbor Day celebration at Bentley Park with city and Rotary officials.

Engineering – Project Status Report

The following summarizes active capital and infrastructure projects as of April 30, 2026.

Project	Status
2023 Street Patch Program (extended through this year)	ON TIME
2024 Sidewalk Replacement (Spring ROW Inspection Pending)	COMPLETE
2026 Sidewalk Replacement Program	ON TIME
Washington Park Utility Extension (2025)	ON TIME
2025 Sewer Lining Project	COMPLETE
EGLE TMF Grant – Water Service Line Investigation	ON TIME



2025–27 Water Service Line Replacement (500 locations / \$4M)	EARLY
CIS – James Miner Trail Connection (2026)	IN PROGRESS
2026 Sanitary Sewer Manhole Lining Project	IN PROGRESS
Dewey Street Water Main & Sewer Replacement (2026)	ON TIME
Woodlawn Ave Rehabilitation (2026)	IN PROGRESS
2026 Water Main Replacement – Contract 2 (DWSRF)	ON TIME – Out for Bid
Storm Manhole Installation – Ament St (\$23,339)	ON TIME

Notable Engineering Updates

- Water Service Line Replacement: Work is tracking ahead of schedule. All replacements are projected to be complete by end of July.
- Washington Park Lift Station: Extension ring for wet well installed; foundation formed and poured. Go Ready forms for permanent utility services submitted to Consumers Energy on April 16. Electrical equipment and generator installation scheduled for the week of April 27. The owner must achieve occupancy by May 1, 2026 to meet tax credit compliance requirements.
- 2026 Water Main Replacement – Contract 2 (Fishbeck / DWSRF): Design is 90% complete. ACT 399 permit and DWSRF final plans submitted. Bids posted April 30, 2026 with bid opening scheduled June 2, 2026. Construction anticipated to begin spring 2027 on Genesee St, Green St, Adams St, Brandon St, Dingwall Dr, Nafus St, and Woodlawn Ave.
- Chipman Drain / M-21 Storm Sewer Improvement: PEA Group modeling confirms a 24-inch pipe replacement eliminates flooding at Main/State up to the 10-year design storm. MDOT is prepared to share approximately 50% of costs. PEA Group is developing a cost estimate (approximately 1 month). MDOT survey work along M-21 was completed April 28–29.
- M-21 Bridge over Shiawassee River: MDOT is targeting late spring/early summer for repairs, pending EGLE permit. Coordination is underway to avoid the Curwood Festival (June 1–7).

Department of Public Works

Spring Leaf Pickup

Spring leaf pickup was completed citywide in early April. The only exception is West Stewart Street (Chipman through M-52), which was bypassed due to steel plate construction and lane shifts by Consumers Energy. DPW will pick up remaining piles in that section with the first brush pickup once Consumers’ construction is complete.

Pothole & Cold Patch Repair

DPW has been actively responding to pothole reports city-wide despite challenging wet weather conditions. The department has deployed approximately 70 tons of cold patch in April. An additional purchase order for 50 tons is being processed to replenish supply. Staff are prioritizing the most heavily deteriorated locations, including downtown areas, with early morning and off-hours work to allow more efficient coverage. A map of all patched locations was provided to the City Manager.

Sewer Jetting Maintenance Program



DPW continues its expanded sewer maintenance duties under a new 4-year sewer jetting and cleaning plan that divides the city into four quadrants. Work this year is concentrated in the NE quadrant, including the Mallard Circle development area. Maintenance is being tracked by spreadsheet, with GIS integration as a future goal.

Homeless Encampments

DPW has identified and begun cleanup of large homeless encampments near Rosevear Park, along the soccer field ditch, and adjacent to the Candlewick Court residential community. Tarps, tents, carts, mowers, and biohazardous materials were removed from the drainage ditch, which had become clogged with debris contributing to flooding. Ground conditions near the main encampment areas are currently too soft for heavy equipment access; full cleanup is planned when the ground firms up. The Police Department will be notified in advance of any major cleanouts. The City Manager is tracking the Kona Villa affordable housing situation involving the operator Millennia Housing Management, which is currently under a federal HUD debarment and criminal investigation related to mismanagement of HUD-subsidized properties nationwide. Residents were served standard non-payment demand notices; the city attorney has clarified these are procedural steps, not imminent eviction orders.

Information Technology

Online Water Portal Development

The Owosso water portal, developed in partnership with Concourse, is now in the user acceptance testing phase. The portal provides real-time meter usage data (via Aclara) and billing data (via BS&A) to both staff and residents. Key features include:

- Admin view with account search, usage details, billing status, alerts, and ticket management across approximately 6,500 accounts using live data.
- Resident view with daily usage, billing, pay-now deep link into BS&A, alerts, and ticket submission.
- Persistent alert filter identifying accounts with sustained high usage (currently 11 accounts) to assist in leak detection.

A small group of residents with active Aclara meters is being assembled for testing. Sign-up flow and go-live marketing materials (written and video instructions) are next on the development roadmap. An open BS&A ticket is pending to enable a deep link directly into the payment portal.

Assessing Department

Spring assessing inspection letters were mailed in late March 2026 to the area bounded by Chipman, North, Shiawassee, and King Streets. Additional letters will be sent to sections east of the initial segment in coming months. An ongoing tax abatement compliance review is underway for 207 N. Washington St., with the property owner indicating work is expected to begin within the next couple of months.

Finance

Revenue Sharing – April 2026

The April 2026 constitutional revenue sharing payment came in \$19,397 below estimate. The Finance Director has been notified and the variance will be factored into year-end projections.



Public Safety Building – Construction Update

The Public Safety Building renovation project (Spicer Group design, Veridus Advisors coordination) continued to advance in April. Key developments include:

- **ADA/USDA Compliance:** ADA self-assessment checklists (parking, accessible route, restroom) were completed. The accessible route is defined as the path between the parking lot and the new ADA-compliant bathroom. The city does not need to extend ADA compliance to non-public areas of the building. The Language Access Plan and Section 504 grievance procedure are being prepared.
- **Asbestos Testing:** Trust Thermal conducted on-site testing. Five samples of boiler piping insulation all tested negative for asbestos. The boiler itself will be assumed to contain asbestos until it can be disassembled for further sampling prior to demolition.
- **Bid Documents:** Spicer Group is targeting finalization of drawings, front-end specs, and technical specs. Bid advertisement is planned for approximately May 7, with a bid opening date of May 28. Construction is expected to begin in July 2026.
- **Budget & Scope:** The project is not prevailing wage — a favorable budget development. Underground sanitary piping on the fire department side has been moved into the base bid due to poor condition. Of three add alternates (fire locker room; police men's and women's locker rooms; police break room sink), one or two are realistically achievable.
- **City Hall Lawn Restoration:** The final walkthrough with the general contractor (GLBC) is scheduled for April 30. Lawn seeding and restoration is complete.

City Manager Meeting Summaries – April 2026

The following summarizes key meetings and topics addressed by the City Manager during April 2026.

Income Tax Feasibility – Consultation with East Lansing (April)

The City Manager completed consultations with a former East Lansing City Council member and the former East Lansing City Manager regarding lessons learned from East Lansing's successful income tax campaign. Key takeaways for Owosso's planning:

- Public outreach and preparation are essential. East Lansing's first attempt failed due to insufficient community engagement; the second succeeded after 40+ community sessions framed around honest choices — accept service cuts or fund services with new revenue.
- Tying the tax to specific uses (streets, public safety) builds public trust. Vague messaging failed; specificity succeeded.
- Pairing an income tax with a meaningful property tax reduction made the net impact more palatable to average residents.
- A citizens' committee, independent of city staff and council, should lead advocacy. City staff can provide factual, neutral information through community forums and website FAQ.
- Revenue estimates should be independently verified. East Lansing's consultant significantly underestimated collections; the higher independent estimate proved accurate.
- Michigan City Income Tax Act (PA 284 of 1964) sets rates at no more than 1% for residents and 0.5% for non-residents working in the city. For East Lansing, pensions are exempt; Social Security is taxed.
- Owosso is currently at 13.9 mills against a 15-mill cap, roads have a low PASER score, and the community does not want another bond.



Carnegie Library Repurposing Committee – First Meeting

The Carnegie Library Repurposing Committee held its inaugural meeting to begin exploring future uses for the historic Owosso Carnegie Library building once the current library district relocates. Key discussion points included:

- Building condition concerns: Steam boiler aging (requires recertification), windows listed in the CIP for replacement, roof last replaced approximately 2012.
- Legal/title issues: The city attorney is working to establish clear title. A quiet title filing with Circuit Court is expected within weeks. Approximately 50 living Woodard family descendants (who donated the original land) have been in contact but have not expressed interest in reclaiming ownership.
- Potential reuse ideas include a museum, arts/cultural facility, nonprofit offices, Chamber of Commerce, wedding venue, or small business incubator. No formal decisions were made.
- The committee agreed the structure should be preserved and any use must be financially self-sustaining. The city does not want to become a long-term landlord.
- A group tour of the library is planned for approximately May 14 at 6:00 p.m. The city attorney will brief the committee on the quiet title process at the next official meeting.

Shiawassee County Recycling Work Group

The City Manager participated in the county's recycling work group during April. Community listening sessions on curbside recycling are being planned for the April 22 – May 15 window (using an outside facilitator). An informational video on curbside recycling is in development. Two local haulers (Kelly's and Gentech) were consulted; key concerns raised include recycling tipping fees, MRF capacity, and road wear.

SEDP Board Meeting

The City Manager attended the Shiawassee Economic Development Partnership board meeting. Key items included a Consumers Energy presentation addressing myths around data centers and power capacity, a fundraising campaign update, and a report on \$4.1 million in awarded grants (City of Durand, Shiawassee County, and Land Bank). A brownfield plan was approved for 10 new housing units in Owosso's Crestview development.

250th Birthday Grant – DNR Administration Kickoff

The City Manager participated in a grant administration kickoff for the Michigan DNR's America 250 initiative. Key requirements include obtaining the signed grant agreement (to be issued by April 15), maintaining documentation for all reimbursable expenses, submitting 90-day progress reports, and adhering to budget change protocols. The grant period has been extended to April 30, 2027. The grant agreement is being brought to Council for the April 20 meeting. A PO will be established between the City and Lebowsky. A bi-weekly project meeting with Lebowsky and the City will begin once the project starts.

OWOSSO
MAIN STREET
DOWNTOWN OWOSSO

2026 Market Snapshot

Key Insights & Opportunities

Prepared by Lizzie Fredrick, Executive Director
Owosso Main Street & Downtown Development Authority
April 2026

Prepared in partnership with Michigan Main Street & Downtown Professionals Network
as part of the Ready 2 Recruit (R2R) program • downtownowosso.org

ABOUT THIS REPORT

I am pleased to share Downtown Owosso’s 2026 Market Snapshot, prepared in partnership with Michigan Main Street and the Downtown Professionals Network as part of our Ready 2 Recruit (R2R) work. This report accompanies the full Market Snapshot data and is intended to provide context, highlight key takeaways, and explain what the data means for our downtown strategy.

The Market Snapshot combines demographic, consumer behavior, and retail data to help answer important questions about our market:

- Who lives here — and who we’re trying to attract
- What people are spending money on
- Where we’re capturing spending — and where we’re losing it
- What types of businesses are most likely to succeed here

It is one of the foundational tools we will use through the R2R process to guide business recruitment and support existing businesses. I also encourage you to compare this year’s figures against the 2025 Market Snapshot, which is included for year-over-year reference.

OWOSSO AT A GLANCE | 2025 COMMUNITY PROFILE

The following figures reflect the City of Owosso’s current demographic and housing profile. Source: Esri Market Profile, April 2026.

<p>14,446 Population <i>Esri 2025 Estimate</i></p>	<p>6,290 Households <i>Esri 2025 Estimate</i></p>	<p>\$48,403 Median Household Income <i>vs. \$72,645 State Avg.</i></p>
<p>39.2 Median Age (years) <i>State: 40.8</i></p>	<p>6,758 Housing Units <i>93.1% Occupied</i></p>	<p>131 Housing Affordability Index <i>State: 100 baseline</i></p>

Owner-occupied housing stands at 64.9%, with renters comprising 35.1% of occupied units. The median home value is \$127,475 — affordable relative to state norms, reflected in the Housing Affordability Index of 131 (an index above 100 indicates that the average household income is sufficient to qualify for a median-priced home).

KEY INSIGHT 1: WE CONTINUE TO FUNCTION AS A REGIONAL DRAW

One of the most important findings in the 2026 data is that Downtown Owosso is attracting more retail spending than local demand alone would generate. In simple terms: our downtown is serving a broader region, not just our immediate population.

	5-Minute	10-Minute	20-Minute
Total Retail Sales (Supply)	\$285.7M	\$840.3M	\$1,006.3M
Consumer Demand	\$253.0M	\$507.2M	\$898.1M
Surplus / (Leakage)	+\$32.7M	+\$333.1M	+\$108.2M

Source: Claritas Retail Market Power® 2026.

The total retail, food, and drink market generates \$310.1 million within a 5-minute drive, \$928.2 million within 10 minutes, and \$1.1 billion within 20 minutes. This regional draw is a genuine strength and a foundation for continued growth.

KEY INSIGHT 2: CLEAR BUSINESS GAPS PRESENT RECRUITMENT OPPORTUNITIES

While overall retail performance is strong, several categories show significant sales leakage — meaning our residents are spending money outside the community. These gaps represent the most actionable opportunities for business recruitment, business expansion, or shifts in product mix by existing businesses.

Category	5-Min Gap Factor	10-Min Gap Factor	20-Min Gap Factor	What It Means
Clothing & Accessories	(75.8)	(74.7)	(82.1)	Strong leakage at all distances — top recruitment target
Furniture & Home Furnishings	(52.8)	(14.6)	(39.7)	Significant leakage, esp. locally
Health & Personal Care	(32.5)	(20.6)	(34.3)	Pharmacies and cosmetics underserved
Sporting Goods & Hobby	(49.9)	(32.5)	(44.0)	Consistent leakage across all zones
Food & Beverage (Restaurants)	(18.2)	+10.0	(8.4)	Local zone leakage; regional draw at 10 min
Electronics & Appliances	(22.6)	(21.4)	(44.3)	Noteworthy across all zones

	5-Min (City Core)	10-Min	20-Min	State Avg.
2025 Median HH Income	\$48,069	\$49,033	\$60,811	\$72,645
2030 Projected Income	\$51,481	\$53,749	\$67,684	—
Projected Growth (2025–30)	7.1%	9.6%	11.3%	11.2%
2025 Per Capita Income	\$29,318	\$30,184	\$33,930	\$41,134

Source: Esri Market Profile, April 2026.

While income growth is projected to track near state levels in the broader 20-minute market, the immediate city core remains well below state medians. Business recruitment strategies should account for value-conscious spending patterns while also leveraging the regional draw from higher-income surrounding areas.

KEY INSIGHT 4: OUR MARKET IS ROOTED IN COMMUNITY CONNECTION

The 2026 Tapestry segmentation data identifies two dominant consumer lifestyle groups in our market area. Understanding who our customers are — what they value, how they spend, and what motivates them — is essential to recruiting the right businesses and marketing Downtown Owosso effectively.

Segment	5-Min HHs	10-Min HHs	20-Min HHs	LifeMode Group
Hometown Charm (E3)	33.4%	18.7%	9.6%	Community Connections
Loyal Locals (K3)	10.8%	21.7%	14.0%	Suburban Shine
Heartland Communities (I3)	15.5%	13.4%	14.1%	Salt of the Earth
Small Town Sincerity (I1)	14.7%	—	—	Salt of the Earth

Source: Esri ArcGIS Tapestry Segmentation, April 2026.

Our largest segment, Hometown Charm (E3), reflects young suburban families in the Midwest and South. They shop online for convenience, frequent fast-food restaurants, and are value-and-deal-oriented. Our second prominent segment, Loyal Locals (K3), represents senior Midwestern suburbanites in stable growth areas — brand-loyal, community-oriented, and television-driven in their media consumption.

What both groups share is a strong preference for local, familiar, and relationship-driven businesses. This reinforces that small, locally-owned, experience-based businesses are a strong fit for Downtown Owosso.

YEAR-OVER-YEAR COMPARISON | 2025 VS. 2026 SNAPSHOT

The following compares key metrics between the 2025 and 2026 Market Snapshot reports. Note that data sources and methodologies were updated between editions, which accounts for some of the variance in estimates.

Metric	2025 Snapshot (Esri 2024)	2026 Snapshot (Esri 2025)	Change
Population (5-min)	14,457	14,332	0.9%
Households (5-min)	6,214	6,255	+0.7%
Median HH Income (5-min)	\$51,558	\$48,069	\$3,489
Median Age (5-min)	38.8	39.4	+0.6 yrs
Per Capita Income (5-min)	\$28,621	\$29,318	+\$697
Median Home Value	\$119,442	\$127,475	+\$8,033
Housing Affordability Index	163	131	32 pts

The decline in estimated median household income reflects a methodology update in Esri’s 2025/2030 data release rather than an actual decrease in community income. The rise in median home value (+\$8,033) and per capita income (+\$697) are encouraging signals. The drop in the Housing Affordability Index from 163 to 131 warrants monitoring as home values continue to rise relative to income.

WHAT’S NEXT: READY 2 RECRUIT

This Market Snapshot is the starting point, not the destination. Through the Ready 2 Recruit program, the Owosso Main Street/DDA is:

- Building a targeted business recruitment strategy grounded in data
- Developing marketing materials for prospective businesses
- Mapping the local business journey from prospect to opening
- Strengthening retention efforts for our existing business community

The gaps identified in this report — particularly in clothing and accessories, furniture and home furnishings, health and personal care, and full-service dining — will form the foundation of our recruitment priorities. At the same time, we will work to build on our documented strengths in motor vehicles, building materials, and specialty retail.

Questions or Collaboration

If you are interested in digging deeper into this data or using it for your own planning work, I am happy to walk through it with you. Please reach out:

Lizzie Fredrick, Executive Director • Office: 989.725.0571 • Cell: 989.277.1705 • downtownowosso.org

Thank you for your continued partnership and support in building a strong and vibrant Downtown Owosso.

DOWNTOWN OWOSSO

OWOSSO, MICHIGAN



MARKET SNAPSHOT

Owosso Main Street/DDA and community partners are taking a proactive approach to planning for the future prosperity of Downtown Owosso. Ongoing efforts are serving to heighten the appeal of Downtown Owosso as a place to work, visit, live, do business, and invest. A holistic approach to revitalization is sparking a new wave of activity and positioning Downtown Owosso as a local and regional attraction, economic engine, and center for commerce.

This Market Snapshot, commissioned by Michigan Main Street, a program of The Michigan Economic Development Corporation, summarizes local and regional demographic, lifestyle and retail data. The information provides a starting point for evaluating the market, identifying potential opportunities, and assessing Owosso Main Street/DDA enhancement strategies; and for benchmarking and tracking changes in the market and possible implications for Downtown Owosso.



Owosso Main Street/DDA

(989) 725-0571

downtownowosso.org



Owosso is a Michigan Main Street community.

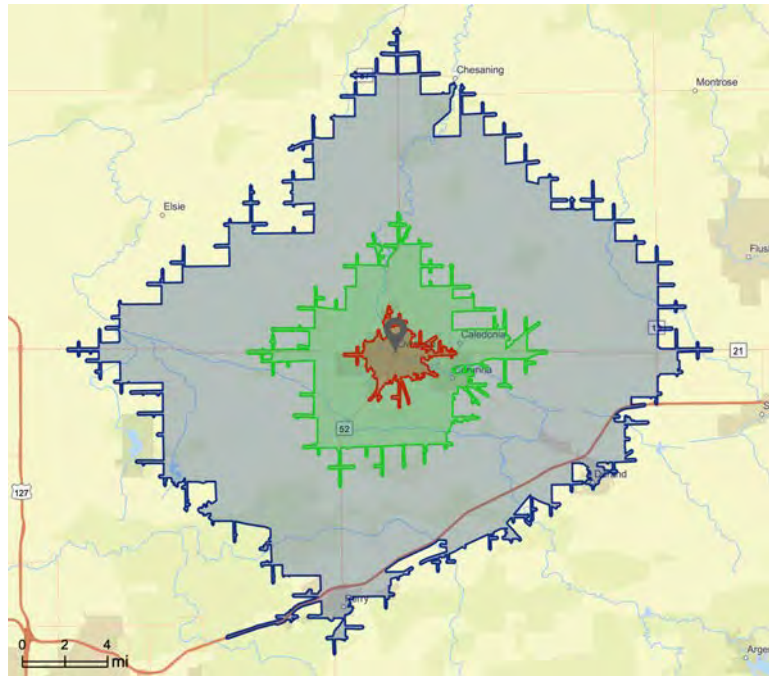
Michigan Main Street assists communities revitalizing and preserving their traditional commercial districts.

The program provides technical assistance for communities desiring to develop their own local Main Street program by utilizing the Main Street Approach™ – a common-sense approach to tackling the complex issues of revitalization by capitalizing on downtown’s history and identifying the unique assets of the community itself.

DOWNTOWN OWOSSO DRIVE TIME MARKET

DEMOGRAPHIC FAST FACTS

SOURCE: ESRI 2024



POPULATION	5 Minutes	10 Minutes	20 Minutes
2010 Total	15,199	27,442	55,671
2020 Total	14,614	26,384	53,557
2024 Estimate	14,457	26,061	53,110
2029 Projection	14,233	25,781	52,635
Growth (2024-29)	-1.5%	-1.1%	-0.9%

i Projected State Population Growth (2024-29) -0.4%



2024 DAYTIME POP	5 Minutes	10 Minutes	20 Minutes
Total Daytime Population	14,881	27,414	47,383
Workers	7,342	13,469	19,349
Residents	7,539	13,945	28,034
Daytime Change	2.9%	5.2%	-10.8%



HOUSEHOLDS	5 Minutes	10 Minutes	20 Minutes
2010 Total	6,172	11,101	21,785
2020 Total	6,236	11,221	22,054
2024 Estimate	6,214	11,229	22,127
2029 Projection	6,233	11,312	22,335
Growth (2024-29)	0.3%	0.7%	0.9%

i Projected State Households Growth (2024-29) 1.4%



MEDIAN HH INCOME	5 Minutes	10 Minutes	20 Minutes
2024 Estimate	\$51,558	\$53,177	\$61,437
2029 Projection	\$56,569	\$59,548	\$70,921
Growth (2024-29)	9.7%	12.0%	15.4%

i 2024 State Median HH: \$71,476 2024-29 Growth: 15.0%

MARKET TRAITS

| SOURCE: ESRI 2024



HOUSING UNITS	5 Minutes	10 Minutes	20 Minutes
2024 Estimate	6,697	12,039	23,748
- Owner Occupied	60.7%	64.1%	71.8%
- Renter Occupied	32.1%	29.2%	21.4%
- Vacant	7.2%	6.7%	6.8%

Estimated State Percent Vacant (2024) 11.3%



POPULATION BY RACE/ETHNICITY—DIVERSITY

Diversity Index	5 Minutes	10 Minutes	20 Minutes
2010	14.7	13.0	11.7
2020	23.0	21.1	19.5
2024	24.4	22.4	20.7
2029	26.1	24.0	22.2

State Diversity Index 2024: 50.5 2029: 52.3

The Diversity Index measures the probability that two people from the same area will be from different race/ethnic groups. The index ranges from 0 (no diversity) to 100 (complete diversity).



2024 POPULATION 25+ BY EDUCATIONAL ATTAINMENT

Education	5 Minutes	10 Minutes	20 Minutes
No High School Diploma	12.1%	9.7%	8.3%
High School Grad/GED	33.2%	34.4%	34.9%
Some College/Associate	36.3%	36.5%	37.5%
Bachelor/Grad/Prof	18.4%	19.4%	19.2%



PER CAPITA INCOME

2024 ESTIMATE

5 Minutes	\$28,621
10 Minutes	\$29,738
20 Minutes	\$32,701
State	\$40,752



MEDIAN AGE

2024 ESTIMATE

5 Minutes	38.8
10 Minutes	41.6
20 Minutes	43.2
State	40.5



2024 EMPLOYED

CIVILIAN POPULATION 16+

5 Minutes	95.0%
10 Minutes	95.2%
20 Minutes	95.2%
State	95.6%



2024 EMPLOYMENT BY OCCUPATION

2024 Employed 16+	5 Minutes	10 Minutes	20 Minutes
Total Estimate	6,993	12,133	25,152
- White Collar	46.5%	48.7%	50.7%
- Services	21.3%	20.6%	18.8%
- Blue Collar	32.2%	30.7%	30.5%

LIFESTYLE PROFILE

| SOURCE: ESRI 2024

Esri's Community Tapestry is a geodemographic segmentation system that combines the "who" of lifestyle demography with the "where" of local geography to create a classification with 67 distinct behavioral market segments (**Tapestry Segments**).

PREVALENT TAPESTRY SEGMENTS

5 Minutes—HHs	10 Minutes—HHs	20 Minutes—HHs
Traditional Living (12B) 33%	Traditional Living (12B) 24%	Salt of the Earth (6B) 27%
Hometown Heritage (8G) 22%	Heartland Communities (6F) 18%	Traditional Living (12B) 16%
Midlife Constants (5E) 13%	Hometown Heritage (8G) 18%	Heartland Communities (6F) 15%

Tapestry's 14 **LifeMode groups**—groups of Tapestry segments that share similar demographic characteristics and consumer behavior patterns—offer a broader view of consumer behavior patterns.

PREVALENT TAPESTRY LIFEMODE GROUPS



HOMETOWN [LM12] | #1 in 5 Minute Drive Time

5 Minutes		10 Minutes		20 Minutes	
HHs	Percent	HHs	Percent	HHs	Percent
2,587	41.6%	3,200	28.5%	4,158	18.8%

- Growing up and staying close to home; single householders.
- Close-knit urban communities of young singles (many with children).
- Owners of old, single-family houses, or renters in small multiunit buildings.
- Religion is the cornerstone of many of these communities.
- Visit discount stores and clip coupons.
- Purchase used vehicles to get to and from nearby jobs.



COZY COUNTRY LIVING [LM6] | #1 in 10 Minute Drive

5 Minutes		10 Minutes		20 Minutes	
HHs	Percent	HHs	Percent	HHs	Percent
513	9.2%	3,329	29.6%	10,547	47.7%

- Empty nesters in bucolic settings.
- Largest Tapestry group, almost half of households located in the Midwest.
- Homeowners with pets, residing in single-family dwellings in rural areas; almost 30% have 3 or more vehicles and, therefore, auto loans.
- Politically conservative and believe in the importance of buying American
- Own domestic trucks, motorcycles, and ATVs/UTVs.
- Prefer to eat at home, shop at discount retail stores (especially Walmart), bank in person, and spend little time online.
- Own every tool and piece of equipment imaginable to maintain their homes, vehicles, vegetable gardens, and lawns.
- Listen to country music, watch auto racing on TV, and play the lottery; enjoy outdoor activities, such as fishing, hunting, camping, boating, and even bird watching.

Learn more and view complete Tapestry descriptions at the Esri website: <http://doc.arcgis.com/en/esri-demographics/data/tapestry-segmentation.htm>

RETAIL VIEW

| SOURCE: CLARITAS 2025

An understanding of area supply and demand for retail and food and drink establishments, infused with local insights on market forces influencing performance and opportunities in the marketplace, can yield a meaningful assessment of a retail market’s performance and possibilities for growth.

Data sourced from Claritas’ Retail Market Power® (RMP) reports provide a good starting point for:

- Assessing and tracking overall sales volumes and retail performance.
- Identifying market strengths, retail clusters, and possibilities for complementary business types, products, and uses.
- Detecting gaps in the business mix and possible repositioning, expansion, and recruitment opportunities.

Claritas RMP estimates provide a direct comparison between sales by businesses (supply) and consumer spending (potential sales or demand). The resulting difference between supply and demand is expressed as sales surplus or leakage.

SALES SURPLUS AND LEAKAGE ESTIMATES | (\$MM)

Total Retail Trade (NAICS 44 – 45)	5 Minutes	10 Minutes	20 Minutes
- Est. Sales (Supply)	\$250.6M	\$790.8M	\$959.7M
- Potential Sales (Demand)	\$248.2M	\$503.5M	\$886.1M
- Est. Surplus/(Leakage)	\$2.4M	\$287.4M	\$73.6M
Total Food and Drink (NAICS 722)	5 Minutes	10 Minutes	20 Minutes
- Est. Sales (Supply)	\$28.0M	\$94.8M	\$117.8M
- Potential Sales (Demand)	\$36.3M	\$75.1M	\$132.2M
- Est. Surplus/(Leakage)	(\$8.4M)	\$19.8M	(\$14.5M)
Total Retail, Food and Drink (NAICS 44 – 45, 722)	5 Minutes	10 Minutes	20 Minutes
- Est. Sales (Supply)	\$278.6M	\$885.7M	\$1077.4M
- Potential Sales (Demand)	\$284.5M	\$578.5M	\$1018.4M
- Est. Surplus/(Leakage)	(\$6.0M)	\$307.1M	\$59.1M

Estimates shown in millions and rounded to nearest one hundred thousand dollars.



SUPPLY IS GREATER THAN DEMAND = SALES SURPLUS
A surplus could signal the area is attractive to retailers and offer opportunities for complementary or niche establishments that capitalize on existing strengths, clusters and consumer patterns.



SUPPLY IS LESS THAN DEMAND = SALES LEAKAGE
Sectors showing leakage may help to attract new establishments or reveal changes that could be made to an existing business’ menu or product mix to fill gaps and increase market share.

Source: Claritas Retail Market Power® 2025 by Retail Store Type.

Data Note: The polarity of surplus/leakage estimates and sales gap factors shown in this document (as compared to those shown in source Claritas reports) have been reversed to show surplus as a positive value, and to show leakage as a negative value. The Retail Gap (Sales Surplus/Leakage) represents the difference between Retail Potential (Demand) and Retail Sales (Supply). A positive value represents a surplus in sales, often indicating a market where sales are being captured from customers residing outside the defined area.

TOTAL SALES

DOWNTOWN OWOSSO DRIVE TIME AREAS

[Retail Trade (NAICS 44–45) + Food & Drink (NAICS 722)] | Source: Claritas 2025

\$279
MILLION
5 MINUTES

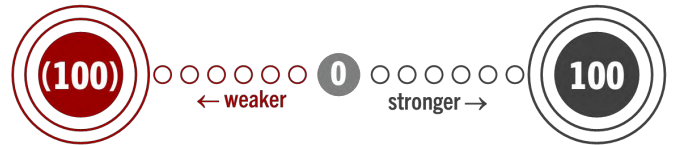
\$886
MILLION
10 MINUTES

\$1.1
BILLION
20 MINUTES

PERFORMANCE BY CATEGORY

Sales gap factors offer a quick look means of assessing the relative strength of retail and food and drink categories for a defined area. The factor is a measure of the relationship between supply and demand that ranges from -100 (total leakage) to 100 (total surplus).

Sales Gap Factors provide a measure of relative strength



- + Categories with a positive factor have a surplus of sales. The higher the sales gap factor, the stronger the performance. Categories with the highest factors indicate market strengths.
- Categories with a negative factor have sales leakage. The lower the sales gap factor, the weaker the performance. Categories with the lowest factors could identify business gaps and possibilities for re-positioning or expansion.

SALES GAP FACTORS | DOWNTOWN OWOSSO DRIVE TIME AREAS

Category—Factor	5 Minutes	10 Minutes	20 Minutes
Motor Vehicle and Parts Dealers	31.3	57.9	38.1
Furniture / Home Furnishings Stores	(59.6)	7.5	(18.9)
Electronics and Appliance Stores	21.6	17.4	(9.8)
Building Materials, Garden & Supply	27.8	33.3	24.0
Food and Beverage Stores	5.3	15.4	(3.8)
Health and Personal Care Stores	(21.8)	(0.6)	(14.9)
Gasoline Stations	(19.3)	(18.5)	(21.3)
Clothing and Clothing Accessories	(72.1)	(77.9)	(84.3)
Sporting Goods, Hobby, Book, Music	(18.2)	(11.5)	(22.3)
General Merchandise Stores	1.5	20.3	14.2
Miscellaneous Store Retailers	15.1	15.3	(0.9)
Nonstore Retailers	(60.6)	(41.6)	(55.4)
Food Services and Drinking Places	(13.0)	11.6	(5.8)

Source: Claritas Retail Market Power® 2025 by Retail Store Type | Calculations by DPN

See the Categories Detail (provided as a supplement) for sales surplus and leakage figures for more than one hundred retail and food and drink categories and subcategories.

See the supplemental Categories Detail—Page 3 for other important notes, limitations and disclaimers.

A USER'S GUIDE TO YOUR MARKET SNAPSHOT

DATA SOURCES AND APPLICATIONS

ESRI DEMOGRAPHICS DATA | MARKET PROFILE

Esri's demographics provide decision makers the most current information available to understand and track changes in the population, consumer behavior, and broader market area trends. Information can help inform market strategies by analyzing and assessing:

- How trends in population, households, income, and other variables might impact existing businesses and prospects for growth.
- How changes in daytime population effect commerce, opportunities, and the district's way of life.
- How housing unit numbers and occupancy trends might influence demand, housing styles, and price points for district housing.
- How changes in age, diversity, and other population traits could effect demand for products and services, menu items, amenities, events, etc.
- How education and employment levels might impact opportunities for business growth and the cost of doing business.

ESRI SEGMENTATION DATA | TAPESTRY SEGMENTATION AREA PROFILE

Esri Tapestry is a geodemographic segmentation system that integrates consumer traits with residential characteristics to identify markets and classify U.S. neighborhoods among 67 distinct market segments. For a broader view of consumer markets, segments are summarized by 14 LifeMode groups — groups of Tapestry segments that share similar demographic characteristics and consumer behavior patterns. Information profiling concentrations of different groups and segments in the marketplace can offer insights useful for:

- Gauging the market's potential response to business concepts and features such as menu items, products, services, amenities, price points, merchandising techniques, etc.
- Fine-tuning messaging, marketing, and advertising strategies to resonate with and reach intended market segments.
- Programming activities and events that appeal to the lifestyles and preferences of targeted audience members.
- Assessing how current housing styles, preferences, and life stages of different segments could impact district housing opportunities.

CLARITAS | RETAIL MARKET POWER (RMP) OPPORTUNITY GAP DATA

Claritas' Retail Market Power Opportunity Gap by Retail Store Types report enables users to assess growth strategies by depicting the sales gaps that exist in the marketplace. By using sales estimates to depict supply and geography-based estimates of potential annual consumer expenditures to depict demand, Retail Market Power® enables an opportunity gap (sales surplus and leakage) analysis of the retail environment. The information provides a good starting point for:

- Assessing and tracking overall sales volumes and retail performance.
- Identifying market strengths, retail clusters, and possibilities for complementary business types, products, and uses.
- Detecting gaps in the business mix and possible business repositioning, expansion, and recruitment opportunities.

DIGGING DEEPER | SOURCE REPORTS

The Market Snapshot summarizes slices of more extensive data contained in source Esri and Claritas reports delivered with your snapshot. For example:

- Esri's Market Profile report contains in-depth demographic data for hundreds of variables, some dating back to the year 2000.
- Esri's Tapestry Segmentation Profile report shows the distribution of 67 Tapestry segments with links to detailed descriptions.
- Claritas' RMP Opportunity Gap data provides sales supply, demand, and opportunity gap/surplus estimates for more than 100 Retail and Food Services and Drinking Places categories and subcategories.



Esri's 2024/2029 release of Updated Demographics uses Census 2020–based geographic boundaries and the most current Census 2020 data available. Select Esri demographic update universes including population, housing, race, and ethnicity have now been rebased using the P.L.94-171 redistricting counts from the initial release of Census 2020 data.

View the [2024/2029 Esri Update Demographics Methodology Statement](#) for more information.



Esri's Tapestry is a market segmentation system designed specifically to understand customers' lifestyle choices—what they buy, how they spend their free time, etc. The system's 67 different segments are grouped into and generalized in 14 LifeMode Groups. Two of your area's most prevalent LifeMode Groups are displayed in your Snapshot. Information identifying and detailing other LifeMode Groups and which of the 67 segments are present in your study area can be accessed using the Esri source reports accompanying your Market Snapshot.

Visit Esri's website to learn more about the [Esri Tapestry Segmentation](#) system.



Your Market Snapshot shows overall sales surplus and leakage estimates derived from Claritas Retail Market Power (RMP) data for the retail and food & drink sectors. Claritas RMP compares Demand and Supply estimates to display an Opportunity Gap (Leakage) or Surplus.

Example	2025 Demand (\$)	2025 Supply (\$)	Opportunity Gap/Surplus (\$)
A.	10,000,000	18,000,000	- 8,000,000
B.	10,000,000	4,000,000	6,000,000

Claritas Retail Market Power Opportunity Gap Report Display Format

Example A shows an instance where Supply (\$18M) exceeds Demand (\$10M) resulting in a surplus of \$8 million (displayed as a negative amount in Claritas RMP reports). In Example B, Demand (\$10M) is greater than Supply (\$4M) resulting in an Opportunity Gap (or Leakage) of \$6 million (shown as a positive figure in Claritas RMP reports).

As indicated in your Snapshot's footnotes, the polarity of the resulting Opportunity Gap/Surplus figures shown in source Claritas RMP reports has been reversed so that your Market Snapshot shows a Surplus as a positive value, and Leakage as a negative value. The same information is used to calculate the Leakage/Surplus Factor displayed in your Market Snapshot, where leakage values are shown as negative, and surplus as positive.

View or download Environics' [Retail Market Power™ Release Notes](#).



OWOSSO, MICHIGAN



Population

14,562



Households

6,249



Median Household Income

\$51,801



Median Age

38.6 years



Housing Units

6,751



92.6% Housing Units Occupied

60.2% Owner-occupied

32.4% Renter-occupied

POPULATION BY RACE/ETHNICITY | 2024

Total	14,562
- White Alone	91.1%
- Black Alone	1.1%
- American Indian Alone	0.4%
- Asian Alone	0.4%
- Pacific Islander Alone	0.0%
- Some Other Race Alone	1.0%
- Two or More Races	6.0%
Hispanic Origin	4.7%
Diversity Index	24.2

KEY HOUSING INDICATORS | 2024

Median Home Value	\$119,442
Average Spent on Mortgage & Basics	\$7,521
Percentage of Income for Mortgage	14.4%
Housing Affordability Index	163

A **Housing Affordability Index (HAI)** of 100 represents an area that on average has sufficient household income to qualify for a loan on a home valued at the median home price. An index greater than 100 suggests homes are easily afforded by the average area resident. An HAI less than 100 indicates homes are less affordable (and the median income is not enough to purchase a median valued home).

Source: Esri Market Profile | 08.24

POPULATION BY GENERATION [SOURCE: ESRI 2024]



	GREATEST GEN BORN 1945 & EARLIER	BABY BOOMER BORN 1946 TO 1964	GENERATION X BORN 1965 TO 1980
Owosso	4.7%	19.5%	18.9%
Michigan	5.0%	21.3%	19.4%



	MILLENNIAL BORN 1981 TO 1998	GENERATION Z BORN 1999 TO 2016	ALPHA BORN 2017 TO PRESENT
Owosso	24.1%	22.9%	10.0%
Michigan	23.0%	22.5%	8.8%

AVERAGE SALES PER HOUSEHOLD [SOURCE: CLARITAS 2025]

Furniture and Home Furnishings

	Owosso	\$64
	Michigan	\$920

Sporting Goods, Hobby, Book, Music

	Owosso	\$358
	Michigan	\$778

Food and Beverage Stores

	Owosso	\$9,026
	Michigan	\$6,407

General Merchandise Stores

	Owosso	\$4,190
	Michigan	\$9,608

Health and Personal Care Stores

	Owosso	\$1,831
	Michigan	\$3,639

Miscellaneous Store Retailers

	Owosso	\$1,226
	Michigan	\$1,336

Clothing and Clothing Accessories

	Owosso	\$256
	Michigan	\$1,797

Food Services and Drinking Places

	Owosso	\$4,220
	Michigan	\$7,531

Data Sources: Claritas and Environics 2025. Calculations performed by DPN using Claritas 2025 Pop-Facts Demographic Quick Facts households estimate and Retail Market Power by Retail Store Type supply (sales) estimates for businesses located within Owosso's city limits.

SUPPLEMENT | SALES SURPLUS AND LEAKAGE CATEGORY ESTIMATES

| SOURCE: CLARITAS 2025

DOWNTOWN OWOSSO (MI) DRIVE TIME AREAS

		Estimated Sales Surplus/ (Leakage)					
NAICS	Totals	5 Minutes	Factor	10 Minutes	Factor	20 Minutes	Factor
44,45,722	Total retail trade including food and drink	(5,956,613)	(1.1)	307,129,249	21.0	59,072,121	2.8
44,45	- Total retail trade	2,412,441	0.5	287,360,352	22.2	73,551,067	4.0
NAICS	Motor Vehicle and Parts Dealers	5 Minutes	Factor	10 Minutes	Factor	20 Minutes	Factor
441	Motor vehicle and parts dealers	46,326,580	31.3	285,351,106	57.9	227,664,236	38.1
4411	- Automobile dealers	49,390,306	36.5	280,616,643	61.5	224,765,951	41.8
44111	-- New car dealers	51,052,533	39.8	283,303,753	64.2	233,962,187	45.4
44112	-- Used car dealers	(1,662,227)	(23.7)	(2,687,109)	(17.9)	(9,196,237)	(41.0)
4412	- Other motor vehicle dealers	(1,927,138)	(50.8)	(1,823,488)	(17.8)	735,663	3.3
44121	-- Recreational vehicle dealers	(1,066,744)	(100.0)	(2,276,606)	(100.0)	(177,797)	(2.2)
44122	-- Motorcycle, boat, and other motor vehicle dealers	(860,394)	(31.6)	453,118	5.7	913,461	6.3
441222	--- Boat dealers	(637,205)	(100.0)	(1,359,094)	(100.0)	(2,459,440)	(100.0)
441228	--- Motorcycle, ATV, and all other motor vehicle dealers	(223,189)	(10.7)	1,812,211	27.4	3,372,901	28.2
4413	- Automotive parts, accessories, and tire stores	(1,136,588)	(12.9)	6,557,952	24.6	2,162,623	5.7
44131	-- Automotive parts and accessories stores	(980,668)	(18.5)	5,489,818	30.2	3,652,241	14.0
44132	-- Tire dealers	(155,919)	(4.4)	1,068,134	12.6	(1,489,619)	(12.8)
NAICS	Furniture and Home Furnishings Stores	5 Minutes	Factor	10 Minutes	Factor	20 Minutes	Factor
442	Furniture and home furnishings stores	(3,192,024)	(59.6)	1,432,269	7.5	(4,950,266)	(18.9)
4421	- Furniture stores	(1,795,839)	(62.0)	2,401,210	19.8	(965,473)	(6.0)
4422	- Home furnishings stores	(1,396,185)	(56.7)	(968,941)	(13.8)	(3,984,793)	(39.1)
44221	-- Floor covering stores	(518,802)	(52.1)	(235,709)	(8.0)	(1,464,636)	(34.6)
44229	-- Other home furnishings stores	(877,382)	(59.8)	(733,232)	(17.9)	(2,520,158)	(42.4)
442291	--- Window treatment stores	(56,682)	(100.0)	(115,676)	(100.0)	(204,450)	(100.0)
442299	--- All other home furnishings stores	(820,700)	(58.2)	(617,556)	(15.6)	(2,315,707)	(40.4)
NAICS	Electronics and Appliance Stores	5 Minutes	Factor	10 Minutes	Factor	20 Minutes	Factor
443	Electronics and appliance stores	1,704,070	21.6	2,639,103	17.4	(1,953,641)	(9.8)
443141	- Household appliance stores	671,663	31.6	3,719,575	55.8	2,607,330	33.5
443142	- Electronics stores	1,032,408	17.9	(1,080,472)	(12.8)	(4,560,970)	(37.5)
NAICS	Building Material and Garden Equipment and Supplies Dealers	5 Minutes	Factor	10 Minutes	Factor	20 Minutes	Factor
444	Building material and garden equipment and supplies dealers	12,467,805	27.8	33,091,515	33.3	36,980,264	24.0
4441	- Building material and supplies dealers	13,991,271	33.4	33,350,307	36.8	28,631,407	22.0
44411	-- Home centers	(3,503,623)	(30.5)	1,083,831	3.4	(1,018,452)	(1.9)
44412	-- Paint and wallpaper stores	656,042	36.5	7,037,317	74.7	7,992,712	65.4
44413	-- Hardware stores	3,368,574	54.6	2,728,261	32.1	1,726,351	14.5
44419	-- Other building material dealers	13,470,277	60.0	22,500,897	55.0	19,930,797	38.0
4442	- Lawn and garden equipment and supplies stores	(1,523,464)	(53.0)	(258,792)	(3.0)	8,348,857	34.4
44421	-- Outdoor power equipment stores	(60,172)	(7.8)	(301,679)	(21.2)	10,132,225	76.9
44422	-- Nursery, garden center, and farm supply stores	(1,463,294)	(69.6)	42,887	0.6	(1,783,369)	(16.1)
NAICS	Food and Beverage Stores	5 Minutes	Factor	10 Minutes	Factor	20 Minutes	Factor
445	Food and beverage stores	3,711,929	5.3	24,134,757	15.4	(8,456,221)	(3.8)
4451	- Grocery stores	2,474,874	4.0	24,605,375	17.1	(3,523,539)	(1.7)
44511	-- Supermarkets and other grocery (except convenience) stores	979,975	1.7	21,303,107	15.8	(6,851,491)	(3.6)
44512	-- Convenience stores	1,494,899	34.6	3,302,268	36.9	3,327,952	25.2
4452	- Specialty food stores	763,323	29.5	726,848	16.5	(453,898)	(7.6)
44521	-- Meat markets	(274,342)	(100.0)	(552,638)	(100.0)	(967,319)	(100.0)
44522	-- Fish and seafood markets	807,381	78.9	698,080	61.6	535,153	41.3
44523	-- Fruit and vegetable markets	(65,662)	(20.7)	460,844	37.6	368,126	21.6
44529	-- Other specialty food stores	295,946	30.3	120,562	8.1	(389,856)	(19.5)
445299	--- All other specialty food stores	203,442	39.1	209,324	24.7	(30,093)	(2.8)
4453	- Beer, wine, and liquor stores	473,733	9.1	(1,197,466)	(14.2)	(4,478,783)	(35.8)

SUPPLEMENT | SALES SURPLUS AND LEAKAGE CATEGORY ESTIMATES | DOWNTOWN OWOSSO (MI) DRIVE TIME AREAS

		Estimated Sales Surplus/ (Leakage)					
NAICS		5 Minutes	Factor	10 Minutes	Factor	20 Minutes	Factor
NAICS	Health and Personal Care Stores						
446	Health and personal care stores	(5,879,213)	(21.8)	(414,093)	(0.6)	(15,079,809)	(14.9)
44611	- Pharmacies and drug stores	(5,147,644)	(22.9)	100,115	0.2	(11,384,177)	(13.2)
44612	- Cosmetics, beauty supplies, and perfume stores	(889,118)	(63.1)	(569,330)	(14.0)	(1,915,770)	(30.9)
44613	- Optical goods stores	(420,339)	(58.5)	(142,572)	(6.6)	(703,203)	(21.4)
44619	- Other health and personal care stores	577,888	23.9	197,693	5.1	(1,076,658)	(19.9)
446191	-- Food (health) supplement stores	54,885	7.8	(273,011)	(26.5)	(728,014)	(46.8)
446199	-- All other health and personal care stores	523,003	30.5	470,703	16.4	(348,643)	(9.0)
NAICS	Gasoline Stations						
447	Gasoline Stations	(7,101,321)	(19.3)	(13,819,088)	(18.5)	(27,225,138)	(21.3)
NAICS	Clothing and Clothing Accessories Stores						
448	Clothing and clothing accessories stores	(8,404,856)	(72.1)	(17,975,763)	(77.9)	(32,914,424)	(84.3)
4481	- Clothing stores	(6,654,115)	(88.6)	(13,737,676)	(90.0)	(24,317,866)	(91.6)
44811	-- Men's clothing stores	(306,803)	(100.0)	(631,657)	(100.0)	(1,028,637)	(86.9)
44812	-- Women's clothing stores	(735,453)	(49.9)	(1,886,893)	(71.9)	(3,580,320)	(82.9)
44813	-- Children's and infants' clothing stores	(257,884)	(100.0)	(526,357)	(100.0)	(935,318)	(100.0)
44814	-- Family clothing stores	(4,328,101)	(97.3)	(8,591,453)	(91.5)	(15,272,987)	(94.0)
44815	-- Clothing accessories stores	(418,233)	(100.0)	(857,666)	(100.0)	(1,501,511)	(100.0)
44819	-- Other clothing stores	(607,641)	(100.0)	(1,243,650)	(100.0)	(1,999,094)	(84.8)
4482	- Shoe stores	(9,749)	(0.4)	(674,593)	(15.9)	(2,359,193)	(37.8)
4483	- Jewelry, luggage, and leather goods stores	(1,740,991)	(100.0)	(3,563,495)	(100.0)	(6,237,364)	(100.0)
44831	-- Jewelry stores	(985,519)	(100.0)	(2,015,410)	(100.0)	(3,527,467)	(100.0)
44832	-- Luggage and leather goods stores	(755,472)	(100.0)	(1,548,085)	(100.0)	(2,709,897)	(100.0)
NAICS	Sporting Goods, Hobby, Musical Instrument, and Book Stores						
451	Sporting goods, hobby, musical instrument, and book stores	(1,007,951)	(18.2)	(1,377,325)	(11.5)	(4,301,913)	(22.3)
4511	- Sporting goods, hobby, and musical instrument stores	(1,272,696)	(28.7)	(1,215,680)	(11.6)	(3,518,007)	(20.6)
45111	-- Sporting goods stores	(763,192)	(24.2)	(74,374)	(0.9)	(1,628,269)	(12.9)
45112	-- Hobby, toy, and game stores	(665,525)	(93.5)	(1,233,858)	(79.8)	(2,246,825)	(85.4)
45113	-- Sewing, needlework, and piece goods stores	168,477	49.5	94,431	21.2	516,642	45.5
45114	-- Musical instrument and supplies stores	(12,457)	(5.4)	(1,879)	(0.4)	(159,553)	(23.5)
4512	- Book stores and news dealers	264,745	24.3	(161,645)	(10.7)	(783,906)	(36.1)
451211	-- Book stores	285,652	26.7	(119,530)	(8.1)	(710,055)	(33.8)
451212	-- News dealers and newsstands	(20,907)	(100.0)	(42,114)	(100.0)	(73,851)	(100.0)
NAICS	General Merchandise Stores						
452	General merchandise stores	956,239	1.5	31,949,525	20.3	36,425,299	14.2
4522	- Department stores	(1,197,091)	(48.1)	627,713	7.7	(1,230,386)	(10.3)
4523	- Other general merchandise stores	2,153,331	3.6	31,321,814	21.0	37,655,685	15.4
452311	-- Warehouse clubs and supercenters	2,285,145	4.1	29,637,813	21.5	36,524,414	16.2
452319	-- All other general merchandise stores	(131,814)	(2.8)	1,684,000	14.8	1,131,271	6.2
NAICS	Miscellaneous Store Retailers						
453	Miscellaneous store retailers	2,124,358	15.1	4,396,927	15.3	(390,023)	(0.9)
4531	- Florists	(246,295)	(82.7)	(339,355)	(43.4)	(179,250)	(9.9)
4532	- Office supplies, stationery, and gift stores	229,088	11.4	(475,160)	(15.0)	(943,752)	(17.3)
45321	-- Office supplies and stationery stores	423,749	46.3	171,044	14.6	703,410	28.7
45322	-- Gift, novelty, and souvenir stores	(194,661)	(17.8)	(646,205)	(32.3)	(1,647,162)	(54.9)
4533	- Used merchandise stores	(615,768)	(60.0)	1,453,379	30.3	1,130,873	16.2
4539	- Other miscellaneous store retailers	2,757,334	25.7	3,758,063	18.9	(397,895)	(1.4)
45391	-- Pet and pet supplies stores	887,006	25.1	1,262,545	19.1	354,561	3.7
45392	-- Art dealers	(537,758)	(100.0)	(1,096,506)	(100.0)	(1,917,367)	(100.0)
45393	-- Manufactured (mobile) home dealers	(305,668)	(100.0)	(652,715)	(100.0)	(1,070,561)	(82.8)
45399	-- All other miscellaneous store retailers	2,713,753	42.7	4,244,738	36.7	2,235,472	14.9
453991	--- Tobacco stores	2,075,781	60.3	3,772,873	58.5	3,351,758	42.0
453998	--- All other miscellaneous store retailers (except tobacco stores)	637,973	21.9	471,864	9.2	(1,116,287)	(15.9)

		Estimated Sales Surplus/ (Leakage)					
NAICS	Non-store Retailers	5 Minutes	Factor	10 Minutes	Factor	20 Minutes	Factor
454	Non-store retailers	(39,293,176)	(60.6)	(62,048,580)	(41.6)	(132,247,299)	(55.4)
4541	- Electronic shopping and mail-order houses	(36,766,885)	(60.1)	(59,206,884)	(42.4)	(126,745,315)	(57.0)
4542	- Vending machine operators	(297,041)	(100.0)	(594,459)	(100.0)	(992,211)	(91.4)
4543	- Direct selling establishments	(2,229,249)	(65.2)	(2,247,237)	(24.6)	(4,509,774)	(29.1)
45431	- - Fuel dealers	(1,620,951)	(73.7)	(2,163,017)	(39.3)	(3,884,497)	(40.5)
45439	- - Other direct selling establishments	(608,299)	(49.8)	(84,219)	(2.3)	(625,278)	(10.6)
NAICS	Food Services and Drinking Places	5 Minutes	Factor	10 Minutes	Factor	20 Minutes	Factor
722	Food services and drinking places	(8,369,055)	(13.0)	19,768,897	11.6	(14,478,947)	(5.8)
7223	- Special food services	(1,674,693)	(50.6)	(4,288,596)	(71.2)	(7,976,458)	(78.2)
72231	- - Food service contractors	(1,157,711)	(41.4)	(3,274,129)	(66.7)	(6,395,141)	(79.6)
72232	- - Caterers	(466,643)	(100.0)	(910,833)	(90.0)	(1,398,906)	(70.4)
72233	- - Mobile food services	(50,338)	(100.0)	(103,634)	(100.0)	(182,411)	(100.0)
7224	- Drinking places (alcoholic beverages)	(241,982)	(11.0)	(1,510,327)	(41.8)	(2,017,523)	(28.6)
7225	- Restaurants and other eating places	(6,452,382)	(11.0)	25,567,819	16.0	(4,484,966)	(1.9)
722511	- - Full-service restaurants	(2,119,998)	(6.9)	(4,904,538)	(7.8)	(25,375,204)	(27.0)
722513	- - Limited-service restaurants	(5,006,568)	(22.2)	30,467,888	34.9	23,605,340	19.1
722514	- - Cafeterias, grill buffets, and buffets	(351,311)	(100.0)	(723,563)	(100.0)	(1,148,004)	(82.0)
722515	- - Snack and non-alcoholic beverage bars	1,025,496	19.5	728,032	7.7	(1,567,098)	(11.4)

Source: Claritas 2025 Retail Market Power® by Retail Store Type
 Provider: Environics Analytics | U.S. Census Bureau | U.S. Bureau of Labor Statistics | Data Axle
 Sales Gap Factor calculations by DPN

Retail Market Power (RMP): RMP focuses on Retail Trade NAICS codes 44 and 45, as well as the Food Services industry NAICS code 722. RMP can help retailers and real estate analysts understand the supply and demand characteristics of any area. Using supply estimates derived from retail sales data and demand estimates derived from consumer expenditures, the database presents a net gap between supply and demand to assess opportunities in your current or potential new trade areas. Developed using the Census of Retail Trade from the U.S. Census Bureau and the Consumer Expenditure Survey from the U.S. Bureau of Labor Statistics, the database offers current-year supply and demand estimates, as well as five-year demand projections, for all standard census, postal, marketing geographies or custom trade areas such as radii or drive times. The 2025 update transitioned to a model that fully aligns with Monthly Retail Trade Survey (MRTS) data, and consistent with projected controls for Consumer Buying Power (CBP), for better transparency and accuracy. This model improvement eliminates the blending of multiple data sources that was previously used. View or download Environics' [Retail Market Power™ Release Notes](#).

Sales Surplus and Leakage Estimates: The polarity of surplus/leakage estimates shown in this summary document (as compared to those shown in source Claritas Retail Market Power by Retail Stores reports) have been reversed to show surplus as a positive value, and to show leakage as a negative value. The Retail Gap (Sales Surplus/Leakage) represents the difference between Retail Potential (Demand) and Retail Sales (Supply).

- A positive value represents a surplus in sales, often indicating a market where customers are drawn in from outside the defined area.
- Conversely, in categories where demand exceeds supply, an opportunity gap - or sales leakage - exists and could indicate possibilities for attracting new retail operations or informing what changes need to be made to a store's product mix to increase market share.

Factors: Sales gap factors (sometimes referred to as Pull Factors) provide an at-a-glance means of assessing the relative strength of various retail categories within a defined geography. The factor displayed in this instance is a measure of the relationship between supply and demand that ranges from +100 (total surplus) to -100 (total leakage).

- A positive value factor represents a surplus of retail sales and can be indicative of a market where customers are drawn from outside the defined area. Categories showing the highest surplus factors may signal possible opportunities for expansion or the introduction of complementary product and service lines to build on market strengths or existing and evolving niche markets.
- Likewise, categories with negative value factors indicate sales leakage is occurring and might offer an initial indication of gaps in the business mix and potential targets for re-positioning, expansion, or recruitment.



DOWNTOWN OWOSSO

OWOSSO, MICHIGAN



MARKET SNAPSHOT

Owosso Main Street/DDA and community partners are taking a proactive approach to planning for the future prosperity of Downtown Owosso. Ongoing efforts are serving to heighten the appeal of Downtown Owosso as a place to work, visit, live, do business, and invest. A holistic approach to revitalization is sparking a new wave of activity and positioning Downtown Owosso as a local and regional attraction, economic engine, and center for commerce.

This Market Snapshot, commissioned by Michigan Main Street, a program of The Michigan Economic Development Corporation, summarizes local and regional demographic, lifestyle and retail data. The information provides a starting point for evaluating the market, exploring opportunities, and fine-tuning Downtown Owosso economic development and district enhancement strategies.



Owosso Main Street/DDA

(989) 725-0571

downtownowosso.org



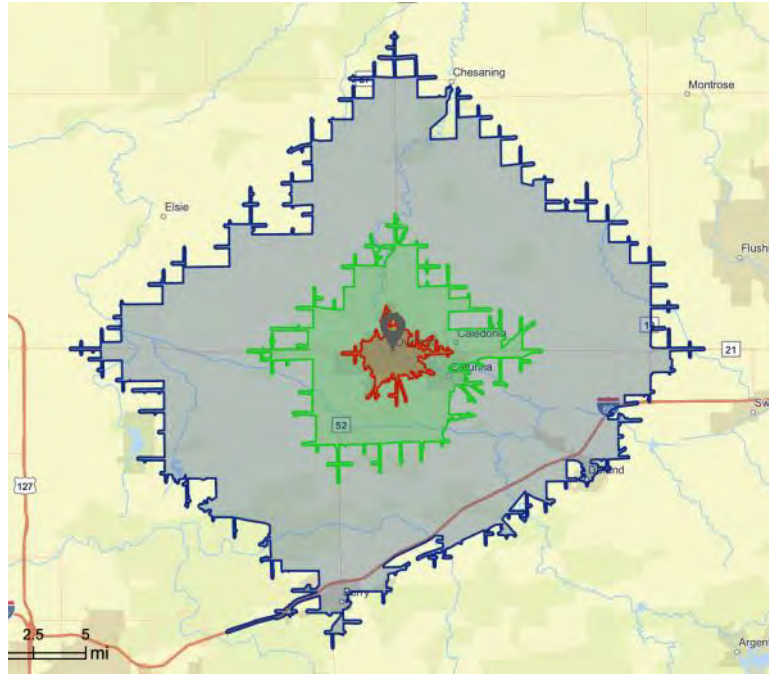
Owosso is a Michigan Main Street community.

Michigan Main Street assists communities revitalizing and preserving their traditional commercial districts.

The program provides technical assistance for communities desiring to develop their own local Main Street program by utilizing the Main Street Approach™ – a common-sense approach to tackling the complex issues of revitalization by capitalizing on downtown’s history and identifying the unique assets of the community itself.

DOWNTOWN OWOSSO DRIVE TIME MARKET

DEMOGRAPHIC FAST FACTS | SOURCE: ESRI 2024



POPULATION	5 Minutes	10 Minutes	20 Minutes
2010 Total	15,199	27,442	55,671
2020 Total	14,614	26,384	53,557
2025 Estimate	14,332	25,800	52,775
2030 Projection	14,140	25,457	52,169
Growth (2025-30)	-1.3%	-1.3%	-1.1%

- Projected State Population Growth (2025-30): 0.2%



2025 DAYTIME POP	5 Minutes	10 Minutes	20 Minutes
Total Daytime Population	14,680	27,189	46,807
Workers	7,398	13,725	19,648
Residents	7,282	13,464	27,159
Daytime Change	2.4%	5.4%	-11.3%



HOUSEHOLDS	5 Minutes	10 Minutes	20 Minutes
2010 Total	6,172	11,101	21,785
2020 Total	6,236	11,221	22,054
2025 Estimate	6,255	11,291	22,369
2030 Projection	6,271	11,330	22,512
Growth (2025-30)	0.3%	0.3%	0.6%

- Projected State Households Growth (2025-30): 1.3%



MEDIAN HH INCOME	5 Minutes	10 Minutes	20 Minutes
2025 Estimate	\$48,069	\$49,033	\$60,811
2030 Projection	\$51,481	\$53,749	\$67,684
Growth (2025-30)	7.1%	9.6%	11.3%

- 2025 State Median HH Income: \$72,645 | Projected Growth (2025-30): 11.2%

MARKET TRAITS

| SOURCE: ESRI 2025



HOUSING UNITS	5 Minutes	10 Minutes	20 Minutes
2025 Estimate	6,709	12,047	23,885
- Owner Occupied	65.3%	68.6%	77.1%
- Renter Occupied	34.7%	31.4%	22.9%
- Vacant	6.8%	6.3%	6.4%
- Estimated State Percent Vacant (2025): 11.0%			



POPULATION BY RACE/ETHNICITY—DIVERSITY

Diversity Index	5 Minutes	10 Minutes	20 Minutes
2020	23.0	21.1	19.5
2025	24.2	22.2	20.6

2025 State Diversity Index: 50.6

The Diversity Index measures the probability that two people from the same area will be from different race/ethnic groups. The index ranges from 0 (no diversity) to 100 (complete diversity).



2025 POPULATION 25+ BY EDUCATIONAL ATTAINMENT

Education	5 Minutes	10 Minutes	20 Minutes
No High School Diploma	9.3%	7.8%	7.0%
High School Grad/GED	33.0%	35.2%	35.9%
Some College/Associate	36.5%	36.6%	37.1%
Bachelor/Grad/Prof	21.2%	20.4%	19.9%



PER CAPITA INCOME

2025 ESTIMATE

5 Minutes	\$29,318
10 Minutes	\$30,184
20 Minutes	\$33,930
State	\$41,134



MEDIAN AGE

2025 ESTIMATE

5 Minutes	39.4
10 Minutes	42.0
20 Minutes	43.5
State	40.8



2025 EMPLOYED

CIVILIAN POPULATION 16+

5 Minutes	93.8%
10 Minutes	93.9%
20 Minutes	94.1%
State	94.4%



2025 EMPLOYMENT BY OCCUPATION

2025 Employed 16+	5 Minutes	10 Minutes	20 Minutes
Total Estimate	7,602	13,154	27,327
- White Collar	47.0%	49.0%	50.8%
- Services	21.5%	20.8%	18.9%
- Blue Collar	31.6%	30.3%	30.2%

LIFESTYLE PROFILE

| SOURCE: ESRI 2025

Esri's ArcGIS Tapestry is a geodemographic segmentation system that combines the "who" of lifestyle demography with the "where" of local geography to create a classification with 60 distinct behavioral market segments (**Tapestry Segments**).

Decision makers can use the Tapestry system to learn how consumers spend their time and their money, what communities are interested in, and anticipate their marketplace behavior.

TOP DRIVE TIME TAPESTRY SEGMENTS

Households — 5 Minutes	
Hometown Charm (E3)	33.4%
Heartland Communities (I3)	15.5%
Small Town Sincerity (I1)	14.7%
Households — 10 Minutes	
Loyal Locals (K3)	21.7%
Hometown Charm (E3)	18.7%
Heartland Communities (I3)	13.4%
Households — 20 Minutes	
Heartland Communities (I3)	14.1%
Loyal Locals (K3)	14.0%
Room to Roam (K7)	13.4%



DOMINANT TAPESTRY SEGMENTS

HOMETOWN CHARM (E3)

LIFEMODE GROUP E: [COMMUNITY CONNECTIONS](#)

Young suburban families in the Midwest and South.

Households—5 Minutes	Households—10 Minutes	Households—20 Minutes
2,088 33.4%	2,108 18.7%	2,148 9.6%

Key Statistics	
Median Age	35.7
Median HH Income	\$50,994
Median Net Worth	\$60,861
Bachelor's Degree +	14.8%
Median Home Value	\$109,158
Homeownership Rate	52.5%
Pct. In Labor Force	63.2%
Unemployment Rate	6.1%

- ### Lifestyle Patterns
- Residents typically shop online and order products such as pet supplies from large retail establishments.
 - They tend to buy tools for garden maintenance and purchase used vehicles.
 - Almost all adults have access to smartphones, typically with discount prepaid services, which they use for social media and entertainment.
 - Fast-food restaurants are frequently visited for both lunch and dinner, especially on weekends.

LOYAL LOCALS (K3)

LIFEMODE GROUP I: [SUBURBAN SHINE](#)

Senior Midwestern and Southern suburbanites in stable growth areas.

Households—5 Minutes	Households—10 Minutes	Households—20 Minutes
675 10.8%	2,447 21.7%	3,141 14.0%

Key Statistics	
Median Age	46.4
Median HH Income	\$77,226
Median Net Worth	\$291,287
Bachelor's Degree +	33.9%
Median Home Value	\$255,205
Homeownership Rate	78.2%
Pct. In Labor Force	57.5%
Unemployment Rate	3.5%

- ### Lifestyle Patterns
- When it comes to shopping, they often visit large retail establishments for food and home supplies.
 - This segment tends to stick to the same foods, stores, and brands. They often buy American-made products and domestic vehicles.
 - Television is a primary source for both news and entertainment, including programs related to hunting and sports.
 - They use social media to follow groups and stay in touch with friends and family.

Learn more about [ArcGIS Tapestry](#) and visit the [Segment Infographic Dashboard](#).

RETAIL VIEW

| SOURCE: CLARITAS 2025

Claritas' Retail Market Power® (RMP) data can help retailers and real estate analysts understand the supply and demand characteristics of any area, and provide a good starting point for:

- Assessing and tracking sales volume and retail performance.
- Identifying market strengths, retail clusters, and possibilities for complementary business types, products, and uses.
- Detecting gaps in the business mix and possible repositioning, expansion, and recruitment opportunities.

Understanding Area Supply and Demand Estimates

RMP compares estimates of sales by businesses (supply) and consumer expenditures (demand) within any given geography.

Demand (\$): Total dollars spent by all consumers and businesses in the defined trade area, regardless of where the dollars were spent.

Supply (\$): The total aggregate sales by businesses located within the defined trade area.

Calculating Sales Surplus and Leakage

Supply - Demand = Sales Surplus or Sales Leakage

The resulting difference between supply and demand is expressed as sales surplus or sales leakage.

➤ Sales Surplus (+): Supply is greater than Demand

A retail surplus appears when sales (supply) exceed expenditures (demand). In this case, local retailers are likely attracting expenditures from consumers and areas outside the defined trade area. A surplus could signal the area is attractive to retailers and offer opportunities for complementary or niche establishments that capitalize on existing market strengths, business clusters, and common consumer traits.

➤ Sales Leakage (-): Demand is greater than Supply

Sales leakage appears when expenditure levels for a specific geography are higher than the corresponding sales estimates. Sectors showing leakage may help to attract new establishments or reveal changes that could be made to an existing business' menu or product mix to fill gaps and increase market share.

Sales Gap Factors

Sales gap factors provide a quick-look means of assessing the relative strength of retail and food and drink categories for a defined area based on a range of -100 (total leakage) to 100 (total surplus).

- + Categories with a positive factor show a surplus of sales. The higher the sales gap factor, the stronger the performance. Categories with the highest factors indicate market strengths.
- Categories with a negative factor show sales leakage. The lower the sales gap factor, the weaker the performance. Categories with the lowest factors could identify business gaps and possibilities for re-positioning or expansion.

RMP data is best used as a first step in assessing the potential for growth, and when local knowledge is infused to better understand what might be driving the results.

Source: Claritas Retail Market Power® 2026 by Retail Store Type.

Data Note: The polarity of surplus/leakage estimates and sales gap factors shown in this document (as compared to those shown in source Claritas reports) have been reversed to show surplus as a positive value, and to show leakage as a negative value. The Retail Gap (Sales Surplus/Leakage) represents the difference between expenditures (Demand) and sales (Supply). A positive value represents a surplus in sales, often indicating a market where sales are being captured from customers residing outside the defined area.

SALES SURPLUS AND LEAKAGE ESTIMATES

Total Retail Trade (NAICS 44 – 45)	5 Minutes	10 Minutes	20 Minutes
Supply (estimated sales)	\$285.7M	\$840.3M	\$1006.3M
- Demand (est. expenditures)	\$253.0M	\$507.2M	\$898.1M
= Surplus or (Leakage)	\$32.7M	\$333.1M	\$108.2M
<hr/>			
Total Food and Drink (NAICS 722)	5 Minutes	10 Minutes	20 Minutes
Supply (estimated sales)	\$24.4M	\$87.9M	\$107.7M
- Demand (est. expenditures)	\$35.3M	\$71.9M	\$127.6M
= Surplus or (Leakage)	(\$10.9M)	\$16.0M	(\$19.8M)
<hr/>			
Total Retail, Food and Drink (NAICS 44 – 45, 722)	5 Minutes	10 Minutes	20 Minutes
Supply (estimated sales)	\$310.1M	\$928.2M	\$1114.1M
- Demand (est. expenditures)	\$288.2M	\$579.1M	\$1025.7M
= Surplus or (Leakage)	\$21.9M	\$349.1M	\$88.4M

Estimates shown in millions and rounded to nearest one hundred thousand dollars.

SALES GAP FACTORS | DOWNTOWN OWOSSO DRIVE TIME AREAS

Category—Factor	5 Minutes	10 Minutes	20 Minutes
Motor Vehicle and Parts Dealers	32.4	57.8	37.3
Building Materials, Garden & Supply	32.6	47.7	37.1
Food and Beverage Retailers	(15.7)	3.5	(14.1)
Furniture and Home Furnishings	(52.8)	(14.6)	(39.7)
Electronics and Appliance Retailers	(22.6)	(21.4)	(44.3)
General Merchandise Retailers	13.5	11.3	0.5
Health and Personal Care Retailers	(32.5)	(20.6)	(34.3)
Gasoline Stations and Fuel Dealers	(24.3)	(14.1)	(17.1)
Clothing and Clothing Accessories	(75.8)	(74.7)	(82.1)
Sporting Goods, Hobby, Music Instr	(49.9)	(32.5)	(44.0)
Book Retailers and News Dealers	67.1	43.0	18.1
Florists	(90.5)	(56.4)	(21.5)
Office Supply, Stationery and Gifts	(34.3)	(48.1)	(57.1)
Used Merchandise Retailers	(92.8)	(54.8)	(64.2)
Other Miscellaneous Retailers	17.2	9.5	(13.1)
Food Services and Drinking Places	(18.2)	10.0	(8.4)

Source: Claritas Retail Market Power® 2026 by Retail Store Type | Calculations by DPN

See the Categories Detail (provided as a supplement) for sales surplus and leakage figures for more than one hundred retail and food & drink categories and subcategories.

See the supplemental Categories Detail—Page 3 for other important notes, limitations and disclaimers.

A USER'S GUIDE TO YOUR MARKET SNAPSHOT

DATA SOURCES AND APPLICATIONS

ESRI DEMOGRAPHICS DATA | MARKET PROFILE

Esri's demographics provide decision makers the most current information available to understand and track changes in the population, consumer behavior, and broader market area trends. Information can help inform market strategies by analyzing and assessing:

- How trends in population, households, income, and other variables might impact existing businesses and prospects for growth.
- How changes in daytime population effect commerce, opportunities, and the district's way of life.
- How housing unit numbers and occupancy trends might influence demand, housing styles, and price points for district housing.
- How changes in age, diversity, and other population traits could effect demand for products and services, menu items, amenities, events, etc.
- How education and employment levels might impact opportunities for business growth and the cost of doing business.

ESRI SEGMENTATION DATA | TAPESTRY SEGMENTATION PROFILE

Esri Tapestry is a geodemographic segmentation system that integrates consumer traits with residential characteristics to identify markets and classify U.S. neighborhoods among 60 distinct market segments. For a broader view of consumer markets, segments are summarized by 12 LifeMode groups — groups of Tapestry segments that share similar demographic characteristics and consumer behavior patterns. Information profiling concentrations of different groups and segments in the marketplace can offer insights useful for:

- Gauging the market's potential response to business concepts and features such as menu items, products, services, amenities, price points, merchandising techniques, etc.
- Fine-tuning messaging, marketing, and advertising strategies to resonate with and reach intended market segments.
- Programming activities and events that appeal to the lifestyles and preferences of targeted audience members.
- Assessing how current housing styles, preferences, and life stages of different segments could impact district housing opportunities.

CLARITAS | RETAIL MARKET POWER (RMP) OPPORTUNITY GAP DATA

Claritas' Retail Market Power Opportunity Gap by Retail Store Types report enables users to assess growth strategies by depicting the sales gaps that exist in the marketplace. By using sales estimates to depict supply and geography-based estimates of potential annual consumer expenditures to depict demand, Retail Market Power® enables an opportunity gap (sales surplus and leakage) analysis of the retail environment. The information provides a good starting point for:

- Assessing and tracking overall sales volumes and retail performance.
- Identifying market strengths, retail clusters, and possibilities for complementary business types, products, and uses.
- Detecting gaps in the business mix and possible business repositioning, expansion, and recruitment opportunities.

DIGGING DEEPER | SOURCE REPORTS

The Market Snapshot summarizes slices of more extensive data contained in source Esri and Claritas reports delivered with your snapshot. For example:

- Esri's Market Profile report contains in-depth demographic data for hundreds of variables, some dating back to the year 2000.
- Esri's Tapestry Segmentation Profile report shows the distribution of 60 Tapestry segments with links to detailed descriptions.
- Claritas' RMP Opportunity Gap data provides sales supply, demand, and opportunity gap/surplus estimates for more than 100 Retail and Food Services and Drinking Places categories and subcategories.



Esri provides an Updated Demographics advanced demographics dataset for the United States. This dataset is developed by Esri and includes source material supplied by the U.S. Census Bureau, the U.S. Census Bureau's American Community Survey, and public and private data sources.

View the [2025/2030 Esri Update Demographics Methodology Statement](#) for more info.



Esri's ArcGIS Tapestry is a market segmentation system designed specifically to understand customers' lifestyle choices—what they buy, how they spend their free time, etc. The system's 60 different segments are grouped into and generalized in 12 LifeMode Groups. Two of your area's most dominant Tapestry Segments or LifeMode Groups are summarized in your Snapshot. Information identifying and detailing other LifeMode Groups and which of the 60 segments are present in your study area can be accessed using the Esri source reports accompanying your Market Snapshot.

Learn more about [ArcGIS Tapestry](#) and visit the [Segment Infographic Dashboard](#).



Your Market Snapshot shows overall sales surplus and leakage estimates derived from Claritas Retail Market Power (RMP) data for the retail and food & drink sectors. Claritas RMP compares Demand and Supply estimates to display an Opportunity Gap (Leakage) or Surplus.

Example	2026 Demand (\$)	2026 Supply (\$)	Opportunity Gap/Surplus (\$)
A.	10,000,000	18,000,000	- 8,000,000
B.	10,000,000	4,000,000	6,000,000

Claritas Retail Market Power Opportunity Gap Report Display Format

Example A shows an instance where Supply (\$18M) exceeds Demand (\$10M) resulting in a surplus of \$8 million (displayed as a negative amount in Claritas RMP reports). In Example B, Demand (\$10M) is greater than Supply (\$4M) resulting in an Opportunity Gap (or Leakage) of \$6 million (shown as a positive figure in Claritas RMP reports).

As indicated in your Snapshot's footnotes, the polarity of the resulting Opportunity Gap/Surplus figures shown in source Claritas RMP reports has been reversed so that your Market Snapshot shows a Surplus as a positive value, and Leakage as a negative value. The same information is used to calculate the Leakage/Surplus Factor displayed in your Market Snapshot, where leakage values are shown as negative, and surplus as positive.

View or download Environics' [Retail Market Power™ Release Notes](#).



OWOSSO, MICHIGAN



Population

14,446



Households

6,290



Median Household Income

\$48,403



Median Age

39.2 years



Housing Units

6,758



93.1% Housing Units Occupied

64.9% Owner-occupied

35.1% Renter-occupied

POPULATION BY RACE/ETHNICITY | 2025

Total	14,446
- White Alone	91.2%
- Black Alone	1.1%
- American Indian Alone	0.4%
- Asian Alone	0.4%
- Pacific Islander Alone	0.0%
- Some Other Race Alone	1.0%
- Two or More Races	6.0%
Hispanic Origin	4.6%
Diversity Index	23.9

KEY HOUSING INDICATORS | 2025

Median Home Value	\$127,475
Average Spent on Mortgage & Basics	\$7,236
Percentage of Income for Mortgage	16.5%
Housing Affordability Index	131

A **Housing Affordability Index (HAI)** of 100 represents an area that on average has sufficient household income to qualify for a loan on a home valued at the median home price. An index greater than 100 suggests homes are easily afforded by the average area resident. An HAI less than 100 indicates homes are less affordable (and the median income is not enough to purchase a median valued home).

Source: Esri Market Profile | 04,26

POPULATION BY GENERATION [SOURCE: ESRI 2025]



	GREATEST GEN BORN 1945 & EARLIER	BABY BOOMER BORN 1946 TO 1964	GENERATION X BORN 1965 TO 1980
Owosso	4.3%	19.3%	18.9%
Michigan	4.6%	21.0%	19.3%



	MILLENNIAL BORN 1981 TO 1998	GENERATION Z BORN 1999 TO 2016	ALPHA BORN 2017 TO PRESENT
Owosso	24.1%	22.4%	10.9%
Michigan	23.1%	22.2%	9.8%

AVERAGE SALES PER HOUSEHOLD [SOURCE: CLARITAS 2026]

Furniture and Home Furnishings

	Owosso	\$168
	Michigan	\$952

Sporting Goods, Hobby, Book, Music

	Owosso	\$684
	Michigan	\$979

Food and Beverage Stores

	Owosso	\$6,057
	Michigan	\$5,942

General Merchandise Stores

	Owosso	\$9,083
	Michigan	\$11,999

Health and Personal Care Stores

	Owosso	\$2,682
	Michigan	\$4,645

Miscellaneous Store Retailers

	Owosso	\$1,788
	Michigan	\$1,734

Clothing and Clothing Accessories

	Owosso	\$311
	Michigan	\$2,061

Food Services and Drinking Places

	Owosso	\$3,820
	Michigan	\$5,543

Data Sources: Claritas and Environics 2026. Calculations performed by DPN using Claritas 2026 Pop-Facts Demographic Quick Facts households estimate and Retail Market Power by Retail Store Type supply (sales) estimates for businesses located within Owosso's city limits.

SUPPLEMENT | SALES SURPLUS AND LEAKAGE CATEGORY ESTIMATES | SOURCE: CLARITAS 2025
DOWNTOWN OWOSSO (MI) DRIVE TIME AREAS

		Estimated Sales Surplus/ (Leakage) Sales Gap Factor					
NAICS	Totals	5 Minutes	Factor	15 Minutes	Factor	30 Minutes	Factor
44,45,722	Total retail trade including food and drink	21,874,238	3.7	349,116,117	23.2	88,372,604	4.1
44,45	- Total retail trade	32,736,552	6.1	333,141,038	24.7	108,195,127	5.7
NAICS	Motor Vehicle and Parts Dealers	5 Minutes	Factor	15 Minutes	Factor	30 Minutes	Factor
441	Motor vehicle and parts dealers	53,903,417	32.4	310,384,340	57.8	241,092,636	37.3
4411	- Automobile dealers	59,397,344	38.8	314,052,242	62.5	250,089,434	42.5
44111	-- New car dealers	53,260,746	38.7	300,716,799	64.0	243,487,868	44.5
44112	-- Used car dealers	6,136,598	39.1	13,335,443	40.9	6,601,566	16.0
4412	- Other motor vehicle dealers	(2,504,537)	(55.7)	(2,609,181)	(21.7)	(1,267,647)	(5.0)
44121	-- Recreational vehicle dealers	(1,274,910)	(100.0)	(2,651,838)	(100.0)	(2,297,693)	(30.6)
44122	-- Motorcycle, boat, and other motor vehicle dealers	(1,229,627)	(38.2)	42,656	0.5	1,030,048	5.7
441222	--- Boat dealers	(668,476)	(100.0)	(1,416,059)	(100.0)	(1,837,214)	(54.6)
441228	--- Motorcycle, ATV, and all other motor vehicle dealers	(561,151)	(22.0)	1,458,715	18.4	2,867,261	19.6
4413	- Automotive parts, accessories, and tire retailers	(2,989,390)	(35.4)	(1,058,721)	(4.8)	(7,729,151)	(23.4)
44131	-- Automotive parts and accessories retailers	(2,474,086)	(45.7)	(583,062)	(3.8)	(4,634,233)	(19.7)
44132	-- Tire dealers	(515,305)	(16.9)	(475,659)	(7.1)	(3,094,918)	(32.3)
NAICS	Building Material and Garden Equipment and Supplies Dealers	5 Minutes	Factor	15 Minutes	Factor	30 Minutes	Factor
444	Building material and garden equipment and supplies dealers	16,377,294	32.6	62,246,472	47.7	71,857,822	37.1
4441	- Building material and supplies dealers	16,475,756	36.1	41,599,974	41.4	42,533,099	28.9
44411	-- Home centers	(713,897)	(5.0)	13,467,310	30.6	18,435,236	25.3
44412	-- Paint and wallpaper retailers	(263,413)	(31.2)	924,350	29.6	550,854	12.4
44413	-- Hardware retailers	2,299,723	42.3	1,668,836	20.8	254,237	2.2
44419	-- Other building material dealers	15,153,342	60.7	25,539,478	56.5	23,292,772	39.9
4442	- Lawn and garden equipment and supplies retailers	(98,462)	(2.1)	20,646,498	68.4	29,324,722	63.3
44421	-- Outdoor power equipment retailers	(273,527)	(41.5)	(649,261)	(52.0)	4,484,052	56.8
44422	-- Nursery, garden center, and farm supply retailers	175,064	4.4	21,295,758	73.6	24,840,670	64.6
NAICS	Food and Beverage Retailers	5 Minutes	Factor	15 Minutes	Factor	30 Minutes	Factor
445	Food and beverage retailers	(9,480,070)	(15.7)	5,038,582	3.5	(30,106,790)	(14.1)
4451	- Grocery and convenience retailers	(10,598,883)	(20.9)	6,127,962	4.8	(22,773,289)	(12.0)
44511	-- Supermarkets and other grocery retailers (except convenience)	(10,934,949)	(23.1)	5,956,010	4.9	(22,204,662)	(12.3)
44513	-- Convenience retailers and vending machine operators	336,065	10.2	171,953	2.9	(568,627)	(5.9)
445131	--- Convenience retailers	616,309	20.5	725,528	13.3	401,170	4.6
445132	--- Vending machine operators	(280,244)	(100.0)	(553,575)	(100.0)	(969,797)	(100.0)
4452	- Specialty food retailers	1,180,766	26.0	317,777	4.6	(2,151,906)	(22.7)
44523	-- Fruit and vegetable retailers	(150,651)	(81.7)	(213,355)	(47.6)	(433,851)	(60.0)
44524	-- Meat retailers	(451,699)	(100.0)	(891,054)	(100.0)	(1,560,619)	(100.0)
44525	-- Fish and seafood retailers	424,663	63.2	304,485	38.5	120,194	12.3
44529	-- Other specialty food retailers	1,358,452	42.0	1,117,700	23.2	(277,630)	(4.5)
445291	--- Baked goods retailers	103,595	42.8	75,327	21.5	(28,417)	(6.3)
445292	--- Confectionery and nut retailers	97,050	30.3	(12,635)	(2.9)	(180,009)	(30.1)
445298	--- All other specialty food retailers	1,157,808	43.4	1,055,008	26.1	(69,204)	(1.3)
4453	- Beer, wine, and liquor retailers	(61,953)	(1.2)	(1,407,157)	(15.5)	(5,181,595)	(38.1)
NAICS	Furniture, Home Furnishings, Electronics & Appliance Retailers	5 Minutes	Factor	15 Minutes	Factor	30 Minutes	Factor
449	Furniture, home furnishings, electronics, and appliance retailers	(6,965,613)	(36.0)	(8,118,646)	(17.9)	(27,977,530)	(41.9)
4491	- Furniture and home furnishings retailers	(4,551,750)	(52.8)	(3,444,134)	(14.6)	(13,592,802)	(39.7)
44911	-- Furniture retailers	(2,476,753)	(70.0)	(1,068,899)	(9.5)	(5,542,091)	(34.4)
44912	-- Home furnishings retailers	(2,074,996)	(40.8)	(2,375,234)	(19.3)	(8,050,711)	(44.3)
449121	--- Floor covering retailers	(107,864)	(6.0)	811,775	17.1	(710,066)	(11.2)
449122	--- Window treatment retailers	(83,290)	(32.5)	(68,050)	(10.7)	(349,609)	(37.6)
449129	--- All other home furnishings retailers	(1,883,841)	(62.0)	(3,118,961)	(45.0)	(6,991,037)	(64.3)
4492	- Electronics and appliance retailers	(2,413,864)	(22.6)	(4,674,513)	(21.4)	(14,384,728)	(44.3)

SUPPLEMENT | SALES SURPLUS AND LEAKAGE CATEGORY ESTIMATES | DOWNTOWN OWOSSO (MI) DRIVE TIME AREAS

		Estimated Sales Surplus/ (Leakage) Sales Gap Factor					
NAICS	General Merchandise Retailers	5 Minutes	Factor	15 Minutes	Factor	30 Minutes	Factor
455	General merchandise retailers	15,365,274	13.5	24,977,556	11.3	1,616,888	0.5
4551	- Department stores	(787,295)	(27.0)	3,814,792	33.7	2,693,569	16.9
4552	- Warehouse clubs, supercenters, and other general merchandise	16,152,569	14.6	21,162,764	10.1	(1,076,681)	(0.3)
455211	-- Warehouse clubs and supercenters	14,601,406	19.8	21,624,732	15.5	11,399,352	5.2
455219	-- All other general merchandise retailers	1,551,163	4.2	(461,968)	(0.7)	(12,476,032)	(11.1)
NAICS	Health and Personal Care Retailers	5 Minutes	Factor	15 Minutes	Factor	30 Minutes	Factor
456	Health and personal care retailers	(15,860,045)	(32.5)	(21,953,247)	(20.6)	(58,249,866)	(34.3)
45611	- Pharmacies and drug retailers	(13,791,504)	(33.2)	(16,787,251)	(18.0)	(46,273,020)	(31.1)
45612	- Cosmetics, beauty supplies, and perfume retailers	(1,795,751)	(96.5)	(3,454,433)	(88.4)	(6,222,003)	(91.8)
45613	- Optical goods retailers	(599,303)	(81.7)	(871,806)	(48.2)	(1,762,582)	(59.2)
45619	- Other health and personal care retailers	326,514	7.1	(839,758)	(11.0)	(3,992,263)	(36.0)
456191	-- Food (health) supplement retailers	(724,678)	(51.1)	(1,788,393)	(72.1)	(3,437,375)	(83.2)
456199	-- All other health and personal care retailers	1,051,192	33.1	948,635	18.3	(554,888)	(8.0)
NAICS	Gasoline Stations and Fuel Dealers	5 Minutes	Factor	15 Minutes	Factor	30 Minutes	Factor
457	Gasoline stations and fuel dealers	(8,169,627)	(24.3)	(10,280,491)	(14.1)	(21,247,875)	(17.1)
4571	- Gasoline stations	(7,096,753)	(21.9)	(8,322,567)	(11.9)	(17,601,061)	(14.6)
45711	-- Gasoline stations with convenience stores	(3,500,044)	(13.5)	(1,822,109)	(3.2)	(5,826,977)	(6.0)
45712	-- Other gasoline stations	(3,596,709)	(55.3)	(6,500,458)	(47.8)	(11,774,083)	(50.1)
4572	- Fuel dealers	(1,072,874)	(95.2)	(1,957,924)	(79.2)	(3,646,814)	(85.6)
NAICS	Clothing, Clothing Accessories, Shoe, and Jewelry Retailers	5 Minutes	Factor	15 Minutes	Factor	30 Minutes	Factor
458	Clothing, clothing accessories, shoe, and jewelry retailers	(12,108,766)	(75.8)	(24,389,718)	(74.7)	(45,288,555)	(82.1)
4581	- Clothing and clothing accessories retailers	(9,110,586)	(78.6)	(17,895,528)	(74.3)	(33,176,680)	(81.3)
4582	- Shoe retailers	(1,259,430)	(47.7)	(2,899,737)	(58.4)	(5,764,581)	(72.0)
4583	- Jewelry, luggage, and leather goods retailers	(1,738,750)	(100.0)	(3,594,454)	(100.0)	(6,347,294)	(100.0)
45831	-- Jewelry retailers	(1,399,622)	(100.0)	(2,894,616)	(100.0)	(5,100,832)	(100.0)
45832	-- Luggage and leather goods retailers	(339,128)	(100.0)	(699,837)	(100.0)	(1,246,461)	(100.0)
NAICS	Sporting Goods, Hobby, Musical Instrument, Book, Misc Retailers	5 Minutes	Factor	15 Minutes	Factor	30 Minutes	Factor
459	Sporting goods, hobby, musical instrument, book, misc. retailers	(325,311)	(1.1)	(4,763,810)	(8.2)	(23,501,602)	(27.0)
4591	- Sporting goods, hobby, and musical instrument retailers	(2,873,223)	(49.9)	(4,286,813)	(32.5)	(9,425,946)	(44.0)
45911	-- Sporting goods retailers	(1,950,258)	(53.5)	(2,840,545)	(33.2)	(6,095,052)	(43.5)
45912	-- Hobby, toy, and game retailers	(1,041,632)	(83.6)	(1,586,586)	(52.6)	(3,169,255)	(64.2)
45913	-- Sewing, needlework, and piece goods retailers	197,030	44.5	233,245	32.0	263,111	22.8
45914	-- Musical instrument and supplies retailers	(78,362)	(18.8)	(92,928)	(10.4)	(424,751)	(32.5)
4592	- Book retailers and news dealers	2,191,237	67.1	1,640,474	43.0	854,422	18.1
4593	- Florists	(408,172)	(90.5)	(634,582)	(56.4)	(558,127)	(21.5)
4594	- Office supplies, stationery, and gift retailers	(1,129,587)	(34.3)	(2,912,219)	(48.1)	(5,754,803)	(57.1)
45941	-- Office supplies and stationery retailers	(1,131,734)	(82.3)	(2,435,937)	(90.9)	(3,810,089)	(72.7)
45942	-- Gift, novelty, and souvenir retailers	2,148	0.1	(476,282)	(14.1)	(1,944,714)	(40.2)
4595	- Used merchandise retailers	(1,016,573)	(92.8)	(1,502,199)	(54.8)	(2,903,771)	(64.2)
4599	- Other miscellaneous retailers	2,911,007	17.2	2,931,529	9.5	(5,713,378)	(13.1)
45991	-- Pet and pet supplies retailers	(208,105)	(5.6)	(832,836)	(11.9)	(3,120,843)	(29.4)
45993	-- Manufactured (mobile) home dealers	(374,250)	(100.0)	(778,325)	(100.0)	(1,423,274)	(97.6)
45992+99	-- All other miscellaneous retailers and art dealers	3,493,363	27.1	4,542,689	19.6	(1,169,260)	(3.7)
459991	--- Tobacco, electronic cigarette, and other smoking supplies	4,880,838	61.1	7,896,299	56.9	6,757,512	39.5
45999+20	--- All other misc. retailers & art dealers (except tobacco retailers)	(1,387,476)	(28.4)	(3,353,610)	(36.2)	(7,926,772)	(55.0)

SUPPLEMENT | SALES SURPLUS AND LEAKAGE CATEGORY ESTIMATES | DOWNTOWN OWOSSO (MI) DRIVE TIME AREAS

NAICS	Food Services and Drinking Places	Estimated Sales Surplus/ (Leakage) Sales Gap Factor					
		5 Minutes	Factor	15 Minutes	Factor	30 Minutes	Factor
722	Food services and drinking places	(10,862,315)	(18.2)	15,975,078	10.0	(19,822,523)	(8.4)
7223	- Special food services	(16,864)	(0.4)	(2,615,651)	(35.2)	(6,483,159)	(56.3)
72231	-- Food service contractors	537,804	13.0	(1,380,586)	(22.8)	(4,314,999)	(48.0)
72232	-- Caterers	(485,931)	(100.0)	(1,047,515)	(96.5)	(1,807,371)	(88.2)
72233	-- Mobile food services	(68,738)	(41.8)	(187,549)	(65.2)	(360,790)	(74.9)
7224	- Drinking places (alcoholic beverages)	(922,118)	(50.3)	(2,356,250)	(70.9)	(3,983,539)	(65.5)
7225	- Restaurants and other eating places	(9,923,332)	(18.7)	20,946,979	14.1	(9,355,825)	(4.3)
722511	-- Full-service restaurants	(3,963,010)	(15.0)	(7,846,951)	(14.5)	(26,869,770)	(32.4)
722513	-- Limited-service restaurants	(5,255,078)	(23.8)	30,995,227	35.8	23,301,293	19.1
722514	-- Cafeterias, grill buffets, and buffets	(216,422)	(100.0)	(440,053)	(100.0)	(747,029)	(91.9)
722515	-- Snack and non-alcoholic beverage bars	(488,821)	(11.4)	(1,761,244)	(22.1)	(5,040,319)	(41.3)

Source: Claritas 2026 Retail Market Power® by Retail Store Type
 Provider: Environics Analytics | U.S. Census Bureau | U.S. Bureau of Labor Statistics | Data Axle
 Sales Gap Factor calculations by DPN

Retail Market Power (RMP): RMP focuses on Retail Trade NAICS codes 44 and 45, as well as the Food Services industry NAICS code 722. RMP can help retailers and real estate analysts understand the supply and demand characteristics of any area. Using supply estimates derived from retail sales data and demand estimates derived from consumer expenditures, the database presents a net gap between supply and demand to assess opportunities in your current or potential new trade areas. Developed using the Census of Retail Trade from the U.S. Census Bureau and the Consumer Expenditure Survey from the U.S. Bureau of Labor Statistics, the database offers current-year supply and demand estimates, as well as five-year demand projections, for all standard census, postal, marketing geographies or custom trade areas such as radii or drive times. The 2025 update transitioned to a model that fully aligns with Monthly Retail Trade Survey (MRTS) data, and consistent with projected controls for Consumer Buying Power (CBP), for better transparency and accuracy. This model improvement eliminates the blending of multiple data sources that was previously used.


Sales Surplus and Leakage Estimates: The polarity of surplus/leakage estimates shown in this summary document (as compared to those shown in source Claritas Retail Market Power by Retail Stores reports) have been reversed to show surplus as a positive value, and to show leakage as a negative value. The Retail Gap (Sales Surplus/Leakage) represents the difference between Retail Potential (Demand) and Retail Sales (Supply).

- A positive value represents a surplus in sales, often indicating a market where customers are drawn in from outside the defined area.
- Conversely, in categories where demand exceeds supply, an opportunity gap - or sales leakage - exists and could indicate possibilities for attracting new retail operations or informing what changes need to be made to a store's product mix to increase market share.

Factors: Sales gap factors (sometimes referred to as Pull Factors) provide an at-a-glance means of assessing the relative strength of various retail categories within a defined geography. The factor displayed in this instance is a measure of the relationship between supply and demand that ranges from +100 (total surplus) to -100 (total leakage).

- A positive value factor represents a surplus of retail sales and can be indicative of a market where customers are drawn from outside the defined area. Categories showing the highest surplus factors may signal possible opportunities for expansion or the introduction of complementary product and service lines to build on market strengths or existing and evolving niche markets.
- Likewise, categories with negative value factors indicate sales leakage is occurring and might offer an initial indication of gaps in the business mix and potential targets for re-positioning, expansion, or recruitment.





2025 Water Quality Report for the City of Owosso Water Supply Water Supply Serial Number: 05120

This report covers the drinking water quality for City of Owosso Water Supply for the 2025 calendar year. This information is a snapshot of the quality of the water that we provided to you in 2025. Included are details about where your water comes from, what it contains, and how it compares to United States Environmental Protection Agency (U.S. EPA) and state standards.

Your water comes from 7 groundwater wells, each over 80 feet deep. The State performed an assessment of our source water to determine the susceptibility or the relative potential of contamination. The susceptibility rating is on a seven-tiered scale from "very-low" to "very-high" based on geologic sensitivity, well construction, water chemistry and contamination sources. The susceptibility of our source is high to very high.

There are no significant sources of contamination in our water supply. We are making continuous efforts to protect our sources by monitoring any new construction and maintaining our Wellhead Protection Program.

If you would like to know more about this report, please contact: David Haut, Water Plant Superintendent by calling 989-725-0560 or email at david.haut@ci.owosso.mi.us.

Contaminants and their presence in water: Drinking water, including bottled water, may reasonably be expected to contain at least small amounts of some contaminants. The presence of contaminants does not necessarily indicate that water poses a health risk. More information about contaminants and potential health effects can be obtained by calling the U.S. EPA's Safe Drinking Water Hotline (800-426-4791).

Vulnerability of sub-populations: Some people may be more vulnerable to contaminants in drinking water than the general population. Immuno-compromised persons such as persons with cancer undergoing chemotherapy, persons who have undergone organ transplants, people with HIV/AIDS or other immune systems disorders, some elderly, and infants can be particularly at risk from infections. These people should seek advice about drinking water from their health care providers. U.S. EPA/Center for Disease Control guidelines on appropriate means to lessen the risk of infection by Cryptosporidium and other microbial contaminants are available from the Safe Drinking Water Hotline (800-426-4791).

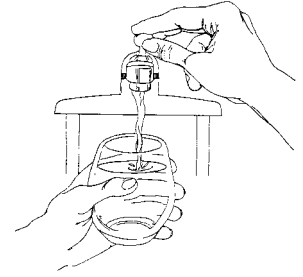
Sources of drinking water: The sources of drinking water (both tap water and bottled water) include rivers, lakes, streams, ponds, reservoirs, springs, and wells. Our water comes from wells. As water travels over the surface of the land or through the ground, it dissolves naturally-occurring minerals and, in some cases, radioactive material, and can pick up substances resulting from the presence of animals or from human activity.

Contaminants that may be present in source water include:

- **Microbial contaminants**, such as viruses and bacteria, which may come from sewage treatment plants, septic systems, agricultural livestock operations and wildlife.
- **Inorganic contaminants**, such as salts and metals, which can be naturally-occurring or result from urban stormwater runoff, industrial or domestic wastewater discharges, oil and gas production, mining or farming.

- **Pesticides and herbicides**, which may come from a variety of sources such as agriculture and residential uses.
- **Radioactive contaminants**, which can be naturally occurring or be the result of oil and gas production and mining activities.
- **Organic chemical contaminants**, including synthetic and volatile organic chemicals, which are by-products of industrial processes and petroleum production, and can also
- come from gas stations, urban stormwater runoff, and septic systems.

In order to ensure that tap water is safe to drink, the U.S. EPA prescribes regulations that limit the levels of certain contaminants in water provided by public water systems. Federal Food and Drug Administration regulations establish limits for contaminants in bottled water which provide the same protection for public health.



Water Quality Data

The table below lists all the drinking water contaminants that we detected during the 2025 calendar year. The presence of these contaminants in the water does not necessarily indicate that the water poses a health risk. Unless otherwise noted, the data presented in this table is from testing done January 1 through December 31, 2025. The State allows us to monitor certain contaminants less than once per year because the concentrations of these contaminants are not expected to vary significantly from year to year. All the data is representative of the water quality, but some are more than one year old.

Terms and abbreviations used below:

- **Maximum Contaminant Level Goal (MCLG)**: The level of a contaminant in drinking water below which there is no known or expected risk to health. MCLGs allow for a margin of safety.
- **Maximum Contaminant Level (MCL)**: The highest level of a contaminant that is allowed in drinking water. MCLs are set as close to the MCLGs as feasible using the best available treatment technology.
- **Maximum Residual Disinfectant Level (MRDL)**: The highest level of a disinfectant allowed in drinking water. There is convincing evidence that addition of a disinfectant is necessary for control of microbial contaminants.
- **Maximum Residual Disinfectant Level Goal (MRDLG)**: The level of a drinking water disinfectant below which there is no known or expected risk to health. MRDLGs do not reflect the benefits of the use of disinfectants to control microbial contaminants.
- **Treatment Technique (TT)**: A required process intended to reduce the level of a contaminant in drinking water.
- **N/A**: Not applicable
- **ND**: not detectable at testing limit
- **ppm**: parts per million or milligrams per liter
- **ppb**: parts per billion or micrograms per liter
- **ppt**: parts per trillion or nanograms per liter
- **Action Level (AL)**: The concentration of a contaminant which, if exceeded, triggers treatment or other requirements that a water system must follow.
- **ug\L** stands for microgram per liter. 1 $\mu\text{g/L}$ is 1000 times smaller than 1 mg/L (milligrams per liter).



During 2025 samples taken were analyzed in our lab, completing over 70,500 water test results during the calendar year. These test results provide data to properly adjust the softening process equipment, monitor well water quality and maintain the minimum required chemical levels for disinfection and fluoride in the distribution system.

In addition to the data in the tables below, over 600 analytics from active wells were tested by the state drinking water laboratory without any MCL/AL. Owosso's water supply is one of the state's best water sources! Because we have such a great water resource, we actively work to protect our water supply. During February 2025 the Cross Connection Control Plan was updated. This plan, as required by the state, ensures that the water you receive is not contaminated by improper use or improper connections. Another Active effort by the City is compliance with a Wellhead

Protection Program.

Monitoring Data for Regulated Contaminants

Regulated Contaminant	MCL	MCLG	Level Detected	Range	Year Sampled	Violation (Yes/No)	Typical Source of Contaminant
Barium (ppm)	2	2	0.14	0.07-0.14	08/2023	No	Discharge from oil drilling wastes and from metal refineries; erosion of natural deposits
Ethylbenzene (ppm)	0.7	N/A	0.0006	N/A	8/2023	No	Compounds used for industrial and manufacturing purposes
Fluoride (ppm)	4	4	0.68	0.29-0.68	2025	No	Erosion of natural deposits. Discharge from fertilizer and aluminum factories. *Water additive which promotes strong teeth.
HAA5 Haloacetic Acids (ppb)	60	N/A	10	8-10	08/22/2025	No	Byproduct of drinking water disinfection.
M&p-Xylene (ppm)	10	N/A	0.0027	0.0006-0.0026	8/2023	No	Compounds used for industrial and manufacturing purposes
TTHM - Total Trihalomethanes(ppb)	80	N/A	54.1	43.8-54.1	08/28/2025	No	Byproduct of drinking water disinfection.
Chlorine* (ppm)	MRDL 4	MRDLG 4	0.98	0.73-0.98	2025	No	Water additive used to control microbes.
Bromodichloromethane (ppm)	0.080	N/A	0.018	0.0064-0.018	08/2023	No	Byproduct of drinking water disinfection.
Bromoform (ppm)	0.080	N/A	0.0063	0.0023-0.0063	08/2023	No	Byproduct of drinking water disinfection.
Chlorodibromomethane (ppm)	0.080	N/A	0.015	0.011 - 0.015	08/2023	No	Byproduct of drinking water disinfection.
Chloroform (ppm)	0.080	N/A	0.0083	0.0042-0.031	08/2023	No	Byproduct of drinking water disinfection.
o-Xylene (ppm)	10	N/A	0.0026	N/A	8/2023	No	Compounds used for industrial and manufacturing purposes
Styrene (ppm)	0.1	N/A	0.0008	N/A	8/2023	No	Compounds used for industrial and manufacturing purposes

*Chlorine was calculated using the running annual average.

Microbiological Contaminant	MCL	MCLG	Level Detected	Range	Year Sampled	Violation (Yes/No)	Typical Source of Contaminant
Total Coliform (total number or % of positive samples/month)	TT	N/A	N/A	N/A	2025	No	Naturally present in the environment
E. coli in the distribution system (positive samples)	See E. coli note *	0	0	N/A	2025	No	Human and animal fecal waste
Fecal Indicator – E. coli at the source (positive samples)	TT	N/A	0	N/A	2025	No	Human and animal fecal waste

* E. coli MCL violation occurs if: (1) routine and repeat samples are total coliform-positive and either is E. coli-positive, or (2) the supply fails to take all required repeat samples following E. coli-positive routine sample, or (3) the supply fails to analyze total coliform-positive repeat sample for E. coli.

Inorganic Contaminant Subject to ALS	AL	MCLG	Your Water*	Range of Results	Year Sampled	Number of Samples Above AL	Typical Source of Contaminant
Lead (ppb)	15	0	9 ppb	0 ppb - 52 ppb	2025	1	Lead service lines, corrosion of household plumbing including fitting and fixtures; Erosion of natural deposits.
Copper (ppm)	1.3	1.3	0.0 ppm	0 ppm - 0.1 ppm	2025	0	Corrosion of household plumbing systems; Erosion of natural deposits.

*Ninety (90) percent of the samples collected were at or below the level reported for our water.

Additional Monitoring

Unregulated contaminants are those for which the USEPA has not established drinking water standards. Monitoring helps the USEPA determine where certain contaminants occur and whether regulation of those contaminants is needed.

Unregulated Contaminant Name	Average Level Detected	Range	Year Sampled	Comments
Sodium (ppm)	42	42	8/21/25	Typical source is erosion of natural deposits.
Chloride (ppm)	81	81	8/21/25	Naturally occurring or indicative of road salt contamination.
Sulfate (ppm)	98	98	8/21/25	Naturally occurring.
Magnesium (ppm)	13	13	8/21/25	Naturally occurring.
Hardness of CaCO3 (ppm)	166	166	8/21/25	Naturally occurring.
Calcium (ppm)	45	45	8/21/25	Naturally occurring.

Unregulated Contaminant Name	Average Level Detected	Year Sampled	Comments
Germanium (ug/L)	<0.300	1/21/2020	Metal.
Manganese (ug/L)	<0.400	1/21/2020	Metal.
BHA (ug/L)	<0.0300	1/21/2020	Semi-Volatile Organic Compounds
o- Toluidine (ug/L)	<0.0070	1/21/2020	Semi-Volatile Organic Compounds
Quinoline (ug/L)	<0.0200	1/21/2020	Semi-Volatile Organic Compounds
HAA6Br (six brominated haloacetic acids) (ug/L)	11.000	1/07/2020	Disinfection Byproducts
HAA9 (nine haloacetic acids) (ug/L)	18.300	1/07/2020	Disinfection Byproducts
alpha-BHC (alpha-Hexachlorocyclohexane) (ug/L)	<0.010	1/07/2020	Pesticide
Chlorpyrifos (ug/L)	<0.030	1/07/2020	Pesticide
Dimethipin (ug/L)	<0.200	1/07/2020	Pesticide
Ethoprop (ug/L)	<0.030	1/07/2020	Pesticide
Oxyfluorfen (ug/L)	<0.050	1/07/2020	Pesticide
Profenofos (ug/L)	<0.300	1/07/2020	Pesticide
Tebuconazole (ug/L)	<0.200	1/07/2020	Pesticide
Permethrin (ug/L)	<0.040	1/07/2020	Pesticide
Tribufos (ug/L)	<0.070	1/07/2020	Pesticide
1-Butanol (ug/L)	<2.000	1/07/2020	Alcohol
2-Methoxyethanol (ug/L)	<0.400	1/07/2020	Alcohol
2-Propen-1-ol (ug/L)	<0.500	1/07/2020	Alcohol

Unregulated Contaminant	Average Level Detected	Range	Year	Comments
Lithium (ppb)	14.5	11.6-17.4	5/2023-11/2023	Compounds used for industrial and manufacturing purposes
Methyl Isobutyl Ketone (ppm)	0.0050	N/A	8/2023	Compounds used for industrial and manufacturing purposes

Information about lead: *Lead can cause serious health effects in people of all ages, especially pregnant people, infants (both formula-fed and breastfed), and young children. Lead in drinking water is primarily from materials and parts used in service lines and in home plumbing. City of Owosso Water Supply is responsible for providing high quality drinking water and removing lead pipes but cannot control the variety of materials used in the plumbing in your home. Because lead levels may vary over time, lead exposure is possible even when your tap sampling results do not detect lead at one point in time. You can help protect yourself and your family by identifying and removing lead materials within your home plumbing and taking steps to reduce your family's risk. Using a filter, certified by an American National Standards Institute accredited certifier to reduce lead, is effective in reducing lead exposures. Follow the instructions provided with the filter to ensure the filter is used properly. Use only cold water for drinking, cooking, and making baby formula. Boiling water does not remove lead from water. Before using tap water for drinking, cooking, or making baby formula, flush your pipes for several minutes. You can do this by running your tap, taking a shower, doing laundry or a load of dishes. If you have a lead service line or galvanized requiring replacement service line, you may need to flush your pipes for at least 5 minutes to flush water from both your home plumbing and the lead service line. If you are concerned about lead in your water and wish to have your water tested, contact the City of Owosso Water Supply, David Haut, Water Plant Superintendent by calling 989-725-0560 or email at david.haut@ci.owosso.mi.us for available resources. Information on lead in drinking water, testing methods, and steps you can take to minimize exposure is available at <https://www.epa.gov/safewater/lead>.*

There is no safe level of lead in drinking water. Exposure to lead in drinking water can cause serious health effects in all age groups. Infants and children can have decreases in IQ and attention span. Lead exposure can lead to new learning and behavior problems or exacerbate existing learning and behavior problems. The children of persons who are exposed to lead before or during pregnancy can have increased risk of these adverse health effects. Adults can have increased risks of heart disease, high blood pressure, kidney, or nervous system problems.

Copper is an essential nutrient, but some people who drink water containing copper in excess of the action level over a relatively short amount of time could experience gastrointestinal distress. Some people who drink water containing copper in excess of the action level over many years could suffer liver or kidney damage. People with Wilson's Disease should consult their personal doctor.

Our water supply has 2988 lead service lines and 299 service lines of unknown material out of a total of 6,645 service lines. If you would like to know more about this report, please contact the Water Filtration Plant Superintendent, David Haut at 989-725-0560 or email david.haut@ci.owosso.mi.us.

Monitoring and Reporting to the Department of Environment, Great Lakes, and Energy (EGLE) Requirements: The State of Michigan and the U.S. EPA require us to test our water on a regular basis to ensure its safety. We met all the monitoring and reporting requirements for 2025.

We will update this report annually and will keep you informed of any problems that may occur throughout the year, as they happen. Copies are available at City Hall. This report will not be sent to you.

We invite public participation in decisions that affect drinking water quality. Meetings at City Hall during the regularly scheduled City Council meeting are held at 6:30 p.m., on the first and third Mondays of each month. For more information about your water, or the contents of this report, contact the Water Filtration Plant Superintendent, David Haut at 989-725-0560 or email david.haut@ci.owosso.mi.us. For more information about safe drinking water, visit the U.S. EPA at <http://www.epa.gov/safewater>.



During 2025 extensive work to upgrade the controls and communications at the Water Softening Plant and its remote sites were completed. These improvements were 10-15 years overdue and essential to prevent future failures and restore functionality to equipment no longer working.

With the updated controls cybersecurity measures implemented, we are well positioned to prevent the ever-increasing targeted attacks to water system controls in the U.S. from impacting our water supply.

Stephen Schlaack
810-240-9891

April 28, 2026

Tanya S. Buckelew
Community Development Director
City of Owosso
301 W Main Street
Owosso, MI 48867

Dear Ms. Buckelew,

Please accept this letter as my formal resignation from the Owosso Planning Commission, effective immediately.

I am sincerely grateful for the opportunity to have served on the Commission and for the trust the City placed in me through that appointment. It has been a privilege to contribute in this role and to take part in work that matters to the future of Owosso.

Due to my current professional and personal commitments, I am no longer able to provide the level of attendance and consistency that the position deserves. Out of respect for the Commission, City staff, and the public, I believe it is appropriate for me to step aside so the seat may be filled by someone able to serve it well.

Thank you again for the opportunity to serve the City of Owosso. I have genuinely valued my time on the Commission and wish the Commission continued success in its work.

Respectfully,



Stephen Schlaack



MEMORANDUM

301 W. MAIN ▪ OWOSSO, MICHIGAN 48867-2958 ▪ WWW.CI.OWOSSO.MI.US

DATE: April 28, 2026
TO: Owosso City Council
FROM: Brad Barrett, Finance Director
SUBJECT: Monthly Financial Report – March 2026

RECOMMENDATION:

Receive and file communication from Finance Department.

BACKGROUND:

Per Section 8.6(c) of the Owosso City Charter....

During each month, the City Manager shall submit to the Council data showing the relation between the estimated and actual revenues and expenditures to the end of the preceding month;....

A revenue and expenditure report and cash summary report are included for the period ending March 31, 2026.

Revenue Expense Report

The column labeled "Activity for month" reflects revenues received and expenses paid during the specific month and the column labeled "YTD Balance reflects revenues received and expenses paid since the beginning of the fiscal year (July 1st.)

Document originated by:

Revenue and Expenditure Report for City of Owosso – Period ending March 31, 2026
Cash Summary by Account for City of Owosso – March 1 – 31, 2026

PERIOD ENDING 03/31/2026

*NOTE: Available Balance / Pct Budget Used does not reflect amounts encumbered.

CITY OF OWOSSO
 MONTHLY REVENUE AND EXPENDITURE REPORT

GL NUMBER	DESCRIPTION	2025-26		ACTIVITY FOR MONTH 03/31/26 INCR (DECR)	YTD BALANCE 03/31/2026 NORM (ABNORM)	AVAILABLE BALANCE NORM (ABNORM)	% BDGT USED
		ORIGINAL BUDGET	2025-26 AMENDED BUDGET				
Fund 101 - GENERAL FUND							
Revenues							
101-000-402.000	GENERAL PROPERTY TAX	4,104,172.00	3,892,435.00	112.32	3,870,339.13	22,095.87	99.43
101-000-402.500	OBSOLETE PROPERTY REHAB TAXES (O	4,388.00	8,788.00	0.00	8,788.35	(0.35)	100.00
101-000-404.000	PA 298 OF 1917	399,107.00	398,640.00	(19.89)	398,398.40	241.60	99.94
101-000-410.000	CURRENT PERSONAL PROPERTY TAXES	0.00	207,176.00	(1,242.54)	205,933.40	1,242.60	99.40
101-000-432.000	PAYMENT IN LIEU OF TAXES (PILT)	5,000.00	5,000.00	0.00	0.00	5,000.00	0.00
101-000-434.000	TRAILER PARK TAXES	1,100.00	1,200.00	102.50	1,318.50	(118.50)	109.88
101-000-437.000	INDUSTRIAL/COMMERCIAL FACILITIE:	12,283.00	12,298.00	0.00	12,298.10	(0.10)	100.00
101-000-439.000	MARIJUANA TAX DISTR.	235,000.00	235,000.00	0.00	162,051.30	72,948.70	68.96
101-000-445.000	INTEREST & PENALTIES ON TAXES	20,540.00	10,000.00	3,313.66	16,117.70	(6,117.70)	161.18
101-000-447.000	ADMINISTRATION FEES	164,327.00	170,000.00	(70.68)	169,751.51	248.49	99.85
101-000-476.000	LIQUOR LICENSES	11,000.00	11,000.00	0.00	6,695.15	4,304.85	60.87
101-000-477.000	CABLE TELEVISION FRANCHISE FEES	70,000.00	70,000.00	970.20	29,999.86	40,000.14	42.86
101-000-478.000	ROW LICENSES	1,000.00	1,000.00	0.00	300.00	700.00	30.00
101-000-491.000	PERMITS (GUN)	500.00	500.00	60.00	390.00	110.00	78.00
101-000-502.000	GRANT-FEDERAL	167,496.00	116,500.00	0.00	0.00	116,500.00	0.00
101-000-502.000-MSPEMSLCGP	GRANT-FEDERAL	0.00	71,890.00	0.00	0.00	71,890.00	0.00
101-000-502.000-USDAFY24PS	GRANT-FEDERAL	500,000.00	500,000.00	0.00	0.00	500,000.00	0.00
101-000-502.000-USDOT-OHSP	GRANT-FEDERAL	0.00	0.00	0.00	3,154.10	(3,154.10)	100.00
101-000-502.100	FEDERAL GRANT - DEPT OF JUSTICE	0.00	0.00	0.00	912.86	(912.86)	100.00
101-000-502.100-COSSAP2022	FEDERAL GRANT - DEPT OF JUSTICE	0.00	10,196.00	0.00	10,195.67	0.33	100.00
101-000-540.000	STATE SOURCES	22,800.00	30,000.00	0.00	27,874.57	2,125.43	92.92
101-000-540.000-MCOLES-CPE	STATE SOURCES	19,000.00	19,000.00	4,986.41	10,632.39	8,367.61	55.96
101-000-540.531	LOCAL GRANT	0.00	3,000.00	0.00	4,000.00	(1,000.00)	133.33
101-000-540.531-ADACITYHAL	LOCAL GRANT	0.00	10,000.00	0.00	10,000.00	0.00	100.00
101-000-540.531-RECYCL2025	LOCAL GRANT	0.00	5,000.00	0.00	5,000.00	0.00	100.00
101-000-569.000	OTHER STATE GRANTS	0.00	10,150.00	11,197.18	21,344.53	(11,194.53)	210.29
101-000-573.000	LOCAL COMMUNITY STABILIZATION S	150,000.00	150,000.00	0.00	90,705.86	59,294.14	60.47
101-000-574.000	REVENUE SHARING	1,609,268.00	1,609,268.00	0.00	817,398.00	791,870.00	50.79
101-000-574.050	REVENUE SHARING - STATUTORY	542,977.00	542,977.00	0.00	262,338.00	280,639.00	48.31
101-000-605.200	CHARGE FOR SERVICES RENDERED	17,500.00	17,500.00	261.52	9,708.82	7,791.18	55.48
101-000-605.250	DUPLICATING SERVICES	1,000.00	1,000.00	0.00	64.50	935.50	6.45
101-000-605.300	FIRE SERVICES	5,000.00	5,000.00	0.00	5,000.00	0.00	100.00
101-000-605.301	POLICE DEPARTMENT SERVICES	195,764.00	195,764.00	59,730.94	162,805.18	32,958.82	83.16
101-000-605.336	AMBULANCE SERVICES - TWP	308,109.00	308,109.00	70,872.75	70,872.75	237,236.25	23.00
101-000-607.100	FILING FEES - ABATEMENT APPLICA'	800.00	800.00	0.00	0.00	800.00	0.00
101-000-638.000	AMBULANCE CHARGES	922,900.00	922,900.00	68,566.66	856,933.30	65,966.70	92.85
101-000-642.000	CHARGE FOR SERVICES - SALES	2,500.00	2,500.00	300.00	1,850.00	650.00	74.00
101-000-652.200	PARKING LEASE INCOME	720.00	720.00	0.00	0.00	720.00	0.00
101-000-657.000	ORDINANCE FINES & COSTS	10,000.00	10,000.00	560.01	7,238.06	2,761.94	72.38
101-000-657.100	PARKING VIOLATIONS	7,500.00	7,000.00	70.00	315.00	6,685.00	4.50
101-000-657.100-PARKINGTIX	PARKING VIOLATIONS	0.00	500.00	1,240.67	4,778.07	(4,278.07)	955.61
101-000-665.000	INTEREST INCOME	200,000.00	400,000.00	62,084.96	358,404.65	41,595.35	89.60
101-000-665.100	MERS INTEREST INCOME	100.00	100.00	2.02	80.01	19.99	80.01
101-000-667.100	RENTAL INCOME	560.00	560.00	0.00	500.00	60.00	89.29
101-000-673.000	SALE OF FIXED ASSETS	0.00	32,100.00	0.00	32,100.20	(0.20)	100.00
101-000-674.200	DONATIONS	0.00	3,000.00	0.00	3,000.00	0.00	100.00
101-000-675.000	MISCELLANEOUS	50,000.00	50,000.00	7,966.81	12,892.75	37,107.25	25.79
101-000-676.200	WASTEWATER UTIL. ADMIN REIMB	180,340.00	180,340.00	45,183.51	114,673.38	65,666.62	63.59
101-000-676.249	TRANSFER FROM FUND 249	9,500.00	9,500.00	2,043.00	6,902.34	2,597.66	72.66
101-000-676.254	FUND 254 ADMIN CHARGE BACK	69,300.00	69,300.00	0.00	460.48	68,839.52	0.66
101-000-676.300	CITY UTILITIES ADMIN REIMB	518,202.00	518,202.00	148,807.97	448,622.57	69,579.43	86.57

PERIOD ENDING 03/31/2026

*NOTE: Available Balance / Pct Budget Used does not reflect amounts encumbered.

CITY OF OWOSSO
 MONTHLY REVENUE AND EXPENDITURE REPORT

GL NUMBER	DESCRIPTION	2025-26	2025-26	ACTIVITY FOR	YTD BALANCE	AVAILABLE	% BDGT USED
		ORIGINAL BUDGET	AMENDED BUDGET	MONTH 03/31/26 INCR (DECR)	03/31/2026 NORM (ABNORM)	BALANCE NORM (ABNORM)	
Fund 101 - GENERAL FUND							
Revenues							
101-000-676.400	DDA TIF CHARGE BACK	84,500.00	84,500.00	46,693.98	84,008.31	491.69	99.42
101-000-676.500	ACT 51 ADMIN REIMBURSEMENT	106,395.00	212,791.00	79,447.02	116,167.17	96,623.83	54.59
101-000-676.600	BRA ADMIN FEES	7,060.00	6,060.00	6,716.90	6,716.90	(656.90)	110.84
101-000-678.000	SPECIAL ASSESSMENT	20,000.00	34,000.00	0.00	33,498.99	501.01	98.53
101-000-687.000	INSURANCE REFUNDS/REBATES	0.00	0.00	1,039.06	(93,885.07)	93,885.07	100.00
TOTAL REVENUES		10,757,708.00	11,173,264.00	620,996.94	8,389,645.74	2,783,618.26	75.09
Expenditures							
101	CITY COUNCIL	38,161.00	38,161.00	1,075.06	6,105.10	32,055.90	16.00
171	CITY MANAGER	347,815.00	351,125.00	27,188.78	251,265.41	99,859.59	71.56
201	FINANCE	275,587.00	323,591.00	24,847.26	211,671.13	111,919.87	65.41
210	CITY ATTORNEY	169,000.00	169,000.00	12,594.57	117,419.12	51,580.88	69.48
215	CLERK	270,741.00	278,588.00	22,890.11	165,943.62	112,644.38	59.57
228	INFORMATION & TECHNOLOGY	338,896.00	421,811.00	15,721.63	285,422.99	136,388.01	67.67
253	TREASURY	280,439.00	286,343.00	19,266.70	195,440.34	90,902.66	68.25
257	ASSESSING	228,553.00	230,725.00	18,855.81	165,279.65	65,445.35	71.63
261	GENERAL ADMIN	402,964.00	319,202.00	8,045.98	70,102.26	249,099.74	21.96
262	ELECTION	19,714.00	21,247.00	395.31	15,535.15	5,711.85	73.12
265	BUILDING & GROUNDS	791,944.00	818,786.00	43,576.74	720,447.87	98,338.13	87.99
270	HUMAN RESOURCES	307,448.00	175,987.00	9,528.79	126,100.93	49,886.07	71.65
301	POLICE	3,404,494.00	3,412,592.00	217,758.26	2,249,031.00	1,163,561.00	65.90
336	FIRE	3,653,707.00	3,738,535.00	251,362.74	2,372,602.81	1,365,932.19	63.46
441	PUBLIC WORKS	786,096.00	957,688.00	116,700.76	615,286.71	342,401.29	64.25
528	LEAF AND BRUSH COLLECTION	391,987.00	394,386.00	15,687.54	243,580.26	150,805.74	61.76
585	PARKING	38,430.00	49,058.00	727.99	26,801.01	22,256.99	54.63
720	COMMUNITY DEVELOPMENT	220,107.00	199,987.00	4,994.14	35,813.57	164,173.43	17.91
751	PARKS	422,848.00	451,009.00	12,609.11	216,504.73	234,504.27	48.00
966	TRANSFERS OUT	60,786.00	57,786.00	14,872.11	43,077.85	14,708.15	74.55
TOTAL EXPENDITURES		12,449,717.00	12,695,607.00	838,699.39	8,133,431.51	4,562,175.49	64.06
Fund 101 - GENERAL FUND:							
TOTAL REVENUES		10,757,708.00	11,173,264.00	620,996.94	8,389,645.74	2,783,618.26	75.09
TOTAL EXPENDITURES		12,449,717.00	12,695,607.00	838,699.39	8,133,431.51	4,562,175.49	64.06
NET OF REVENUES & EXPENDITURES		(1,692,009.00)	(1,522,343.00)	(217,702.45)	256,214.23	(1,778,557.23)	16.83

PERIOD ENDING 03/31/2026

*NOTE: Available Balance / Pct Budget Used does not reflect amounts encumbered.

CITY OF OWOSSO
 MONTHLY REVENUE AND EXPENDITURE REPORT

GL NUMBER	DESCRIPTION	2025-26		ACTIVITY FOR MONTH 03/31/26	YTD BALANCE 03/31/2026 NORM (ABNORM)	AVAILABLE BALANCE NORM (ABNORM)	% BDGT USED
		ORIGINAL BUDGET	2025-26 AMENDED BUDGET				
Fund 202 - MAJOR STREET FUND							
Revenues							
202-000-502.000	GRANT-FEDERAL	0.00	121.00	0.00	121.17	(0.17)	100.14
202-000-540.000	STATE SOURCES	22,500.00	22,500.00	0.00	0.00	22,500.00	0.00
202-000-540.000-MDOT-TRAIL	STATE SOURCES	4,300,000.00	4,300,000.00	9,245.00	27,936.50	4,272,063.50	0.65
202-000-541.000	TRUNKLINE MAINTENANCE	42,948.00	42,948.00	0.00	18,197.61	24,750.39	42.37
202-000-542.000	GAS & WEIGHT TAX	1,555,043.00	1,555,043.00	100,469.62	848,921.49	706,121.51	54.59
202-000-665.000	INTEREST INCOME	100,000.00	190,000.00	15,442.04	131,766.79	58,233.21	69.35
202-000-675.000	MISCELLANEOUS	0.00	4,728.00	0.00	4,727.71	0.29	99.99
202-000-678.000	SPECIAL ASSESSMENT	100,000.00	110,369.00	3,534.53	113,937.14	(3,568.14)	103.23
TOTAL REVENUES		6,120,491.00	6,225,709.00	128,691.19	1,145,608.41	5,080,100.59	18.40
Expenditures							
451	CONSTRUCTION	5,410,300.00	5,417,120.00	6,739.00	50,848.12	5,366,271.88	0.94
463	STREET MAINTENANCE	380,866.00	385,276.00	31,715.95	289,048.16	96,227.84	75.02
473	BRIDGE MAINTENANCE	0.00	327.00	0.00	282.64	44.36	86.43
474	TRAFFIC SERVICES-MAINTENANCE	20,093.00	24,367.00	1,296.64	21,241.43	3,125.57	87.17
478	SNOW & ICE CONTROL	183,736.00	185,813.00	5,769.21	163,537.66	22,275.34	88.01
480	TREE TRIMMING	92,358.00	92,358.00	5,682.53	25,050.27	67,307.73	27.12
482	ADMINISTRATION & ENGINEERING	151,037.00	155,504.00	54,678.20	85,157.15	70,346.85	54.76
485	LOCAL STREET TRANSFER	450,000.00	450,000.00	112,500.00	337,500.00	112,500.00	75.00
486	TRUNKLINE SURFACE MAINTENANCE	0.00	4,680.00	2,111.18	6,214.22	(1,534.22)	132.78
490	TRUNKLINE TREE TRIM & REMOVAL	0.00	305.00	0.00	228.64	76.36	74.96
491	TRUNKLINE STORM DRAIN, CURBS	0.00	2,890.00	127.90	2,906.10	(16.10)	100.56
492	TRUNKLINE ROADSIDE CLEANUP	0.00	260.00	0.00	197.99	62.01	76.15
494	TRUNKLINE TRAFFIC SIGNS	0.00	625.00	0.00	389.89	235.11	62.38
497	TRUNKLINE SNOW & ICE CONTROL	22,000.00	31,075.00	1,773.62	38,741.19	(7,666.19)	124.67
TOTAL EXPENDITURES		6,710,390.00	6,750,600.00	222,394.23	1,021,343.46	5,729,256.54	15.13
Fund 202 - MAJOR STREET FUND:							
TOTAL REVENUES		6,120,491.00	6,225,709.00	128,691.19	1,145,608.41	5,080,100.59	18.40
TOTAL EXPENDITURES		6,710,390.00	6,750,600.00	222,394.23	1,021,343.46	5,729,256.54	15.13
NET OF REVENUES & EXPENDITURES		(589,899.00)	(524,891.00)	(93,703.04)	124,264.95	(649,155.95)	23.67

*NOTE: Available Balance / Pct Budget Used does not reflect amounts encumbered.

CITY OF OWOSSO
 MONTHLY REVENUE AND EXPENDITURE REPORT

GL NUMBER	DESCRIPTION	2025-26		ACTIVITY FOR MONTH 03/31/26 INCR (DECR)	YTD BALANCE 03/31/2026 NORM (ABNORM)	AVAILABLE BALANCE NORM (ABNORM)	% BDGT USED
		ORIGINAL BUDGET	2025-26 AMENDED BUDGET				
Fund 203 - LOCAL STREET FUND							
Revenues							
203-000-540.000	STATE SOURCES	43,500.00	43,500.00	0.00	0.00	43,500.00	0.00
203-000-542.000	GAS & WEIGHT TAX	572,875.00	572,875.00	37,015.08	312,750.23	260,124.77	54.59
203-000-665.000	INTEREST INCOME	25,000.00	42,825.00	4,126.68	32,908.35	9,916.65	76.84
203-000-675.000	MISCELLANEOUS	0.00	525.00	0.00	525.30	(0.30)	100.06
203-000-678.000	SPECIAL ASSESSMENT	50,000.00	79,006.00	(609.52)	78,449.84	556.16	99.30
203-000-699.202	MAJOR STREET TRANSFER	450,000.00	450,000.00	112,500.00	337,500.00	112,500.00	75.00
TOTAL REVENUES		1,141,375.00	1,188,731.00	153,032.24	762,133.72	426,597.28	64.11
Expenditures							
451	CONSTRUCTION	1,035,300.00	1,035,300.00	0.00	2,375.52	1,032,924.48	0.23
463	STREET MAINTENANCE	548,755.00	552,088.00	28,071.07	348,898.65	203,189.35	63.20
474	TRAFFIC SERVICES-MAINTENANCE	1,100.00	11,813.00	100.72	7,704.63	4,108.37	65.22
478	SNOW & ICE CONTROL	77,968.00	78,970.00	1,769.90	73,819.38	5,150.62	93.48
480	TREE TRIMMING	130,103.00	130,603.00	26,330.44	68,533.03	62,069.97	52.47
482	ADMINISTRATION & ENGINEERING	102,278.00	57,288.00	23,753.74	31,275.02	26,012.98	54.59
TOTAL EXPENDITURES		1,895,504.00	1,866,062.00	80,025.87	532,606.23	1,333,455.77	28.54
Fund 203 - LOCAL STREET FUND:							
TOTAL REVENUES		1,141,375.00	1,188,731.00	153,032.24	762,133.72	426,597.28	64.11
TOTAL EXPENDITURES		1,895,504.00	1,866,062.00	80,025.87	532,606.23	1,333,455.77	28.54
NET OF REVENUES & EXPENDITURES		(754,129.00)	(677,331.00)	73,006.37	229,527.49	(906,858.49)	33.89

REVENUE AND EXPENDITURE REPORT FOR CITY OF OWOSSO
 PERIOD ENDING 03/31/2026

*NOTE: Available Balance / Pct Budget Used does not reflect amounts encumbered.

CITY OF OWOSSO
 MONTHLY REVENUE AND EXPENDITURE REPORT

GL NUMBER	DESCRIPTION	2025-26		ACTIVITY FOR MONTH 03/31/26 INCR (DECR)	YTD BALANCE 03/31/2026 NORM (ABNORM)	AVAILABLE		% BDGT USED
		ORIGINAL BUDGET	2025-26 AMENDED BUDGET			BALANCE	NORM (ABNORM)	
Fund 208 - PARK/RECREATION SITES FUND								
Revenues								
208-000-402.000	GENERAL PROPERTY TAX	165,514.00	163,162.00	188.86	163,022.76	139.24	99.91	
208-000-665.000	INTEREST INCOME	0.00	4,500.00	486.08	3,363.28	1,136.72	74.74	
208-000-674.100	PRIVATE DONATIONS	2,000.00	5,236.00	0.00	5,236.17	(0.17)	100.00	
TOTAL REVENUES		<u>167,514.00</u>	<u>172,898.00</u>	<u>674.94</u>	<u>171,622.21</u>	<u>1,275.79</u>	<u>99.26</u>	
Expenditures								
751	PARKS	165,514.00	186,583.00	0.00	11,177.20	175,405.80	5.99	
TOTAL EXPENDITURES		<u>165,514.00</u>	<u>186,583.00</u>	<u>0.00</u>	<u>11,177.20</u>	<u>175,405.80</u>	<u>5.99</u>	
Fund 208 - PARK/RECREATION SITES FUND:								
TOTAL REVENUES		167,514.00	172,898.00	674.94	171,622.21	1,275.79	99.26	
TOTAL EXPENDITURES		165,514.00	186,583.00	0.00	11,177.20	175,405.80	5.99	
NET OF REVENUES & EXPENDITURES		<u>2,000.00</u>	<u>(13,685.00)</u>	<u>674.94</u>	<u>160,445.01</u>	<u>(174,130.01)</u>	<u>1,172.42</u>	

REVENUE AND EXPENDITURE REPORT FOR CITY OF OWOSSO
 PERIOD ENDING 03/31/2026

*NOTE: Available Balance / Pct Budget Used does not reflect amounts encumbered.

CITY OF OWOSSO
 MONTHLY REVENUE AND EXPENDITURE REPORT

GL NUMBER	DESCRIPTION	2025-26		ACTIVITY FOR MONTH 03/31/26 INCR (DECR)	YTD BALANCE 03/31/2026 NORM (ABNORM)	AVAILABLE		% BDGT USED
		ORIGINAL BUDGET	2025-26 AMENDED BUDGET			BALANCE NORM (ABNORM)	BALANCE NORM (ABNORM)	
Fund 239 - OMS/DDA REVLG LOAN FUND								
Revenues								
239-000-644.000	PENALTIES - LATE CHARGES	50.00	50.00	8.26	28.93		21.07	57.86
239-000-665.000	INTEREST INCOME	20,000.00	25,000.00	3,228.28	25,583.32		(583.32)	102.33
239-000-670.000	LOAN PRINCIPAL	0.00	0.00	(11,246.49)	0.00		0.00	0.00
239-000-670.100	LOAN INTEREST	9,766.00	9,766.00	593.36	5,961.45		3,804.55	61.04
239-000-675.000	MISCELLANEOUS	0.00	100.00	25.00	125.00		(25.00)	125.00
TOTAL REVENUES		29,816.00	34,916.00	(7,391.59)	31,698.70		3,217.30	90.79
Expenditures								
200	GEN SERVICES	2,608.00	2,607.00	0.00	1,173.50		1,433.50	45.01
TOTAL EXPENDITURES		2,608.00	2,607.00	0.00	1,173.50		1,433.50	45.01
Fund 239 - OMS/DDA REVLG LOAN FUND :								
TOTAL REVENUES		29,816.00	34,916.00	(7,391.59)	31,698.70		3,217.30	90.79
TOTAL EXPENDITURES		2,608.00	2,607.00	0.00	1,173.50		1,433.50	45.01
NET OF REVENUES & EXPENDITURES		27,208.00	32,309.00	(7,391.59)	30,525.20		1,783.80	94.48

REVENUE AND EXPENDITURE REPORT FOR CITY OF OWOSSO
 PERIOD ENDING 03/31/2026

*NOTE: Available Balance / Pct Budget Used does not reflect amounts encumbered.

CITY OF OWOSSO
 MONTHLY REVENUE AND EXPENDITURE REPORT

GL NUMBER	DESCRIPTION	2025-26		ACTIVITY FOR MONTH 03/31/26 INCR (DECR)	YTD BALANCE 03/31/2026 NORM (ABNORM)	AVAILABLE		% BDGT USED
		ORIGINAL BUDGET	2025-26 AMENDED BUDGET			BALANCE NORM (ABNORM)	BALANCE NORM (ABNORM)	
Fund 243 - BRA / OBRA #12 WOODWARD LOFT								
Revenues								
243-000-402.300	OBRA:TAX CAPTURE	139,942.00	139,942.00	141,306.21	141,306.21	(1,364.21)		100.97
243-000-402.300-BRA-DIST22	OBRA:TAX CAPTURE	32.00	32.00	22.66	22.66	9.34		70.81
243-000-402.300-BRA-DIST23	OBRA:TAX CAPTURE	5,165.00	5,165.00	5,315.43	5,315.43	(150.43)		102.91
243-000-573.000	LOCAL COMMUNITY STABILIZATION S	6,000.00	6,000.00	0.00	5,894.72	105.28		98.25
243-000-665.000	INTEREST INCOME	100.00	100.00	19.00	115.91	(15.91)		115.91
TOTAL REVENUES		151,239.00	151,239.00	146,663.30	152,654.93	(1,415.93)		100.94
Expenditures								
721	PROFESSIONAL SERVICES	1,260.00	1,260.00	1,266.90	1,266.90	(6.90)		100.55
964	TAX REIMBURSEMENTS	149,849.00	149,849.00	0.00	0.00	149,849.00		0.00
TOTAL EXPENDITURES		151,109.00	151,109.00	1,266.90	1,266.90	149,842.10		0.84
Fund 243 - BRA / OBRA #12 WOODWARD LOFT:								
TOTAL REVENUES		151,239.00	151,239.00	146,663.30	152,654.93	(1,415.93)		100.94
TOTAL EXPENDITURES		151,109.00	151,109.00	1,266.90	1,266.90	149,842.10		0.84
NET OF REVENUES & EXPENDITURES		130.00	130.00	145,396.40	151,388.03	(151,258.03)		6,452.33

PERIOD ENDING 03/31/2026

*NOTE: Available Balance / Pct Budget Used does not reflect amounts encumbered.

CITY OF OWOSSO
 MONTHLY REVENUE AND EXPENDITURE REPORT

GL NUMBER	DESCRIPTION	2025-26	2025-26	ACTIVITY FOR	YTD BALANCE	AVAILABLE	% BGDGT USED
		ORIGINAL BUDGET	AMENDED BUDGET	MONTH 03/31/26 INCR (DECR)	03/31/2026 NORM (ABNORM)	BALANCE NORM (ABNORM)	
Fund 248 - DOWNTOWN DEVELOPMENT AUTHORITY							
Revenues							
248-000-402.000	GENERAL PROPERTY TAX	38,977.00	35,286.00	0.00	35,286.54	(0.54)	100.00
248-000-402.100	TIF	229,031.00	229,031.00	232,879.58	232,879.58	(3,848.58)	101.68
248-000-540.000-MTCHONMAIN	STATE SOURCES	0.00	25,000.00	0.00	0.00	25,000.00	0.00
248-000-540.531	LOCAL GRANT	0.00	4,140.00	0.00	0.00	4,140.00	0.00
248-000-569.000	OTHER STATE GRANTS	0.00	4,643.00	317.07	4,960.22	(317.22)	106.83
248-000-573.000	LOCAL COMMUNITY STABILIZATION S	26,000.00	24,443.00	0.00	24,443.43	(0.43)	100.00
248-000-665.000	INTEREST INCOME	5,000.00	5,000.00	423.95	5,724.80	(724.80)	114.50
248-000-670.100	LOAN INTEREST	1,260.00	1,260.00	97.87	954.35	305.65	75.74
248-000-674.400	INCOME-PROMOTION	13,000.00	13,000.00	0.00	9,087.00	3,913.00	69.90
248-000-674.500	INCOME-ORGANIZATION	0.00	1,000.00	60.00	3,560.00	(2,560.00)	356.00
248-000-674.700	EV STATION REVENUE	6,500.00	12,000.00	1,468.44	13,259.81	(1,259.81)	110.50
248-000-699.101	TRANSFERS FROM GENERAL FUND	36,286.00	36,286.00	9,497.11	26,952.85	9,333.15	74.28
TOTAL REVENUES		356,054.00	391,089.00	244,744.02	357,108.58	33,980.42	91.31
Expenditures							
200	GEN SERVICES	277,065.00	284,576.00	65,799.76	229,332.25	55,243.75	80.59
261	GENERAL ADMIN	91,522.00	110,284.00	7,661.74	79,550.13	30,733.87	72.13
704	ORGANIZATION	1,650.00	1,650.00	50.00	612.50	1,037.50	37.12
705	PROMOTION	14,950.00	15,310.00	0.00	11,434.32	3,875.68	74.69
706	DESIGN	10,000.00	12,000.00	0.00	4,887.20	7,112.80	40.73
707	ECONOMIC VITALITY	2,000.00	27,000.00	325.00	949.97	26,050.03	3.52
TOTAL EXPENDITURES		397,187.00	450,820.00	73,836.50	326,766.37	124,053.63	72.48
Fund 248 - DOWNTOWN DEVELOPMENT AUTHORITY:							
TOTAL REVENUES		356,054.00	391,089.00	244,744.02	357,108.58	33,980.42	91.31
TOTAL EXPENDITURES		397,187.00	450,820.00	73,836.50	326,766.37	124,053.63	72.48
NET OF REVENUES & EXPENDITURES		(41,133.00)	(59,731.00)	170,907.52	30,342.21	(90,073.21)	50.80

*NOTE: Available Balance / Pct Budget Used does not reflect amounts encumbered.

CITY OF OWOSSO
 MONTHLY REVENUE AND EXPENDITURE REPORT

GL NUMBER	DESCRIPTION	2025-26		ACTIVITY FOR MONTH 03/31/26 INCR (DECR)	YTD BALANCE 03/31/2026 NORM (ABNORM)	AVAILABLE BALANCE NORM (ABNORM)	% BDGT USED
		ORIGINAL BUDGET	2025-26 AMENDED BUDGET				
Fund 249 - BUILDING INSPECTION FUND							
Revenues							
249-000-476.100	MARIJUANA LICENSE FEE	55,000.00	55,000.00	10,000.00	45,000.00	10,000.00	81.82
249-000-490.000	PERMITS-BUILDING	105,000.00	105,000.00	6,604.00	60,362.74	44,637.26	57.49
249-000-490.100	PERMITS-ELECTRICAL	30,000.00	30,000.00	3,250.00	20,230.00	9,770.00	67.43
249-000-490.200	PERMITS-PLUMBING & MECHANICAL	55,000.00	55,000.00	9,175.00	57,454.00	(2,454.00)	104.46
249-000-628.000	RENTAL REGISTRATION	2,500.00	2,500.00	300.00	1,750.00	750.00	70.00
249-000-665.000	INTEREST INCOME	10,000.00	10,000.00	997.75	7,999.32	2,000.68	79.99
TOTAL REVENUES		257,500.00	257,500.00	30,326.75	192,796.06	64,703.94	74.87
Expenditures							
200	GEN SERVICES	108,254.00	110,124.00	9,377.08	80,825.76	29,298.24	73.40
371	BUILDING AND SAFETY	151,643.00	151,893.00	13,562.34	108,695.96	43,197.04	71.56
TOTAL EXPENDITURES		259,897.00	262,017.00	22,939.42	189,521.72	72,495.28	72.33
Fund 249 - BUILDING INSPECTION FUND:							
TOTAL REVENUES		257,500.00	257,500.00	30,326.75	192,796.06	64,703.94	74.87
TOTAL EXPENDITURES		259,897.00	262,017.00	22,939.42	189,521.72	72,495.28	72.33
NET OF REVENUES & EXPENDITURES		(2,397.00)	(4,517.00)	7,387.33	3,274.34	(7,791.34)	72.49

REVENUE AND EXPENDITURE REPORT FOR CITY OF OWOSSO
 PERIOD ENDING 03/31/2026

*NOTE: Available Balance / Pct Budget Used does not reflect amounts encumbered.

CITY OF OWOSSO
 MONTHLY REVENUE AND EXPENDITURE REPORT

GL NUMBER	DESCRIPTION	2025-26		ACTIVITY FOR MONTH 03/31/26 INCR (DECR)	YTD BALANCE 03/31/2026 NORM (ABNORM)	AVAILABLE		% BDGT USED
		ORIGINAL BUDGET	2025-26 AMENDED BUDGET			BALANCE NORM (ABNORM)	BALANCE NORM (ABNORM)	
Fund 254 - HOUSING & REDEVELOPMENT								
Revenues								
254-000-540.000	STATE SOURCES	454,300.00	454,300.00	0.00	0.00	454,300.00	0.00	
254-000-540.000-MSHDMIHOPE	STATE SOURCES	0.00	15,312.00	0.00	15,312.48	(0.48)	100.00	
254-000-665.000	INTEREST INCOME	0.00	59.00	9.45	76.46	(17.46)	129.59	
TOTAL REVENUES		<u>454,300.00</u>	<u>469,671.00</u>	<u>9.45</u>	<u>15,388.94</u>	<u>454,282.06</u>	<u>3.28</u>	
Expenditures								
200	GEN SERVICES	454,300.00	462,048.00	44.80	14,538.05	447,509.95	3.15	
TOTAL EXPENDITURES		<u>454,300.00</u>	<u>462,048.00</u>	<u>44.80</u>	<u>14,538.05</u>	<u>447,509.95</u>	<u>3.15</u>	
Fund 254 - HOUSING & REDEVELOPMENT:								
TOTAL REVENUES		454,300.00	469,671.00	9.45	15,388.94	454,282.06	3.28	
TOTAL EXPENDITURES		454,300.00	462,048.00	44.80	14,538.05	447,509.95	3.15	
NET OF REVENUES & EXPENDITURES		0.00	7,623.00	(35.35)	850.89	6,772.11	11.16	

REVENUE AND EXPENDITURE REPORT FOR CITY OF OWOSSO
 PERIOD ENDING 03/31/2026

*NOTE: Available Balance / Pct Budget Used does not reflect amounts encumbered.

CITY OF OWOSSO
 MONTHLY REVENUE AND EXPENDITURE REPORT

GL NUMBER	DESCRIPTION	2025-26		ACTIVITY FOR MONTH 03/31/26 INCR (DECR)	YTD BALANCE 03/31/2026 NORM (ABNORM)	AVAILABLE		% BDGT USED
		ORIGINAL BUDGET	2025-26 AMENDED BUDGET			BALANCE	NORM (ABNORM)	
Fund 259 - OBRA-DIST#15 -ARMORY BUILDING								
Revenues								
259-000-402.300	OBRA:TAX CAPTURE	26,190.00	26,190.00	26,222.50	26,222.50	(32.50)		100.12
259-000-699.248	TRANSFER FROM DDA	17,672.00	17,672.00	17,326.12	17,326.12	345.88		98.04
TOTAL REVENUES		43,862.00	43,862.00	43,548.62	43,548.62	313.38		99.29
Expenditures								
721	PROFESSIONAL SERVICES	3,928.00	3,928.00	1,500.00	1,500.00	2,428.00		38.19
964	TAX REIMBURSEMENTS	39,934.00	39,934.00	0.00	0.00	39,934.00		0.00
TOTAL EXPENDITURES		43,862.00	43,862.00	1,500.00	1,500.00	42,362.00		3.42
Fund 259 - OBRA-DIST#15 -ARMORY BUILDING:								
TOTAL REVENUES		43,862.00	43,862.00	43,548.62	43,548.62	313.38		99.29
TOTAL EXPENDITURES		43,862.00	43,862.00	1,500.00	1,500.00	42,362.00		3.42
NET OF REVENUES & EXPENDITURES		0.00	0.00	42,048.62	42,048.62	(42,048.62)		100.00

REVENUE AND EXPENDITURE REPORT FOR CITY OF OWOSSO
 PERIOD ENDING 03/31/2026

*NOTE: Available Balance / Pct Budget Used does not reflect amounts encumbered.

CITY OF OWOSSO
 MONTHLY REVENUE AND EXPENDITURE REPORT

GL NUMBER	DESCRIPTION	2025-26		ACTIVITY FOR MONTH 03/31/26 INCR (DECR)	YTD BALANCE 03/31/2026 NORM (ABNORM)	AVAILABLE		% BDGT USED
		ORIGINAL BUDGET	2025-26 AMENDED BUDGET			BALANCE NORM (ABNORM)	BALANCE NORM (ABNORM)	
Fund 272 - OBRA FUND-DISTRICT #17 CARGILL (PREV #8)								
Revenues								
272-000-402.300	OBRA:TAX CAPTURE	247,393.00	247,393.00	251,270.89	251,270.89	(3,877.89)		101.57
TOTAL REVENUES		247,393.00	247,393.00	251,270.89	251,270.89	(3,877.89)		101.57
Expenditures								
721	PROFESSIONAL SERVICES	14,183.00	14,183.00	1,000.00	1,000.00	13,183.00		7.05
905	DEBT SERVICE	167,999.00	167,999.00	167,998.20	227,998.20	(59,999.20)		135.71
TOTAL EXPENDITURES		182,182.00	182,182.00	168,998.20	228,998.20	(46,816.20)		125.70
Fund 272 - OBRA FUND-DISTRICT #17 CARGILL (PREV #8):								
TOTAL REVENUES		247,393.00	247,393.00	251,270.89	251,270.89	(3,877.89)		101.57
TOTAL EXPENDITURES		182,182.00	182,182.00	168,998.20	228,998.20	(46,816.20)		125.70
NET OF REVENUES & EXPENDITURES		65,211.00	65,211.00	82,272.69	22,272.69	42,938.31		34.15

REVENUE AND EXPENDITURE REPORT FOR CITY OF OWOSSO
 PERIOD ENDING 03/31/2026

*NOTE: Available Balance / Pct Budget Used does not reflect amounts encumbered.

CITY OF OWOSSO
 MONTHLY REVENUE AND EXPENDITURE REPORT

GL NUMBER	DESCRIPTION	2025-26		ACTIVITY FOR MONTH 03/31/26 INCR (DECR)	YTD BALANCE 03/31/2026 NORM (ABNORM)	AVAILABLE		% BDGT USED
		ORIGINAL BUDGET	2025-26 AMENDED BUDGET			BALANCE	NORM (ABNORM)	
Fund 273 - OBRA #9 ROBBINS LOFT								
Revenues								
273-000-402.300	OBRA:TAX CAPTURE	5,300.00	5,300.00	5,383.66	5,383.66	(83.66)	101.58	
273-000-573.000	LOCAL COMMUNITY STABILIZATION S	600.00	565.00	0.00	564.99	0.01	100.00	
273-000-665.000	INTEREST INCOME	2,000.00	2,000.00	212.13	2,000.42	(0.42)	100.02	
TOTAL REVENUES		<u>7,900.00</u>	<u>7,865.00</u>	<u>5,595.79</u>	<u>7,949.07</u>	<u>(84.07)</u>	<u>101.07</u>	
Expenditures								
721	PROFESSIONAL SERVICES	1,200.00	1,200.00	1,200.00	1,200.00	0.00	100.00	
964	TAX REIMBURSEMENTS	4,700.00	4,665.00	0.00	0.00	4,665.00	0.00	
TOTAL EXPENDITURES		<u>5,900.00</u>	<u>5,865.00</u>	<u>1,200.00</u>	<u>1,200.00</u>	<u>4,665.00</u>	<u>20.46</u>	
Fund 273 - OBRA #9 ROBBINS LOFT:								
TOTAL REVENUES		<u>7,900.00</u>	<u>7,865.00</u>	<u>5,595.79</u>	<u>7,949.07</u>	<u>(84.07)</u>	<u>101.07</u>	
TOTAL EXPENDITURES		<u>5,900.00</u>	<u>5,865.00</u>	<u>1,200.00</u>	<u>1,200.00</u>	<u>4,665.00</u>	<u>20.46</u>	
NET OF REVENUES & EXPENDITURES		<u>2,000.00</u>	<u>2,000.00</u>	<u>4,395.79</u>	<u>6,749.07</u>	<u>(4,749.07)</u>	<u>337.45</u>	

REVENUE AND EXPENDITURE REPORT FOR CITY OF OWOSSO
 PERIOD ENDING 03/31/2026

*NOTE: Available Balance / Pct Budget Used does not reflect amounts encumbered.

CITY OF OWOSSO
 MONTHLY REVENUE AND EXPENDITURE REPORT

GL NUMBER	DESCRIPTION	2025-26	2025-26	ACTIVITY FOR	YTD BALANCE	AVAILABLE	% BDGT USED
		ORIGINAL BUDGET	AMENDED BUDGET	MONTH 03/31/26 INCR (DECR)	03/31/2026 NORM (ABNORM)	BALANCE NORM (ABNORM)	
Fund 276 - OBRA FUND DISTRICT #16 - QDOBA							
Expenditures							
721	PROFESSIONAL SERVICES	1,910.00	704.00	0.00	0.00	704.00	0.00
964	TAX REIMBURSEMENTS	13,890.00	5,963.00	0.00	5,963.35	(0.35)	100.01
TOTAL EXPENDITURES		15,800.00	6,667.00	0.00	5,963.35	703.65	89.45
Fund 276 - OBRA FUND DISTRICT #16 - QDOBA:							
TOTAL REVENUES		0.00	0.00	0.00	0.00	0.00	0.00
TOTAL EXPENDITURES		15,800.00	6,667.00	0.00	5,963.35	703.65	89.45
NET OF REVENUES & EXPENDITURES		(15,800.00)	(6,667.00)	0.00	(5,963.35)	(703.65)	89.45

REVENUE AND EXPENDITURE REPORT FOR CITY OF OWOSSO
 PERIOD ENDING 03/31/2026

*NOTE: Available Balance / Pct Budget Used does not reflect amounts encumbered.

CITY OF OWOSSO
 MONTHLY REVENUE AND EXPENDITURE REPORT

GL NUMBER	DESCRIPTION	2025-26		ACTIVITY FOR MONTH 03/31/26 INCR (DECR)	YTD BALANCE 03/31/2026 NORM (ABNORM)	AVAILABLE		% BDGT USED
		ORIGINAL BUDGET	2025-26 AMENDED BUDGET			BALANCE NORM (ABNORM)	BALANCE NORM (ABNORM)	
Fund 277 - OBRA FUND DISTRICT #20 - J&H OIL								
Revenues								
277-000-402.300	OBRA:TAX CAPTURE	56,779.00	56,779.00	57,669.28	57,669.28	(890.28)		101.57
TOTAL REVENUES		56,779.00	56,779.00	57,669.28	57,669.28	(890.28)		101.57
Expenditures								
721	PROFESSIONAL SERVICES	4,255.00	4,255.00	1,000.00	1,000.00	3,255.00		23.50
964	TAX REIMBURSEMENTS	52,524.00	52,524.00	0.00	0.00	52,524.00		0.00
TOTAL EXPENDITURES		56,779.00	56,779.00	1,000.00	1,000.00	55,779.00		1.76
Fund 277 - OBRA FUND DISTRICT #20 - J&H OIL:								
TOTAL REVENUES		56,779.00	56,779.00	57,669.28	57,669.28	(890.28)		101.57
TOTAL EXPENDITURES		56,779.00	56,779.00	1,000.00	1,000.00	55,779.00		1.76
NET OF REVENUES & EXPENDITURES		0.00	0.00	56,669.28	56,669.28	(56,669.28)		100.00

*NOTE: Available Balance / Pct Budget Used does not reflect amounts encumbered.

CITY OF OWOSSO
 MONTHLY REVENUE AND EXPENDITURE REPORT

GL NUMBER	DESCRIPTION	2025-26		ACTIVITY FOR MONTH 03/31/26 INCR (DECR)	YTD BALANCE 03/31/2026 NORM (ABNORM)	AVAILABLE		% BGD USED
		ORIGINAL BUDGET	2025-26 AMENDED BUDGET			BALANCE	NORM (ABNORM)	
Fund 283 - OBRA FUND-DISTRICT#3-TIAL								
Revenues								
283-000-402.300	OBRA:TAX CAPTURE	18,093.00	18,093.00	18,376.54	18,376.54	(283.54)	101.57	
283-000-573.000	LOCAL COMMUNITY STABILIZATION S	630.00	621.00	0.00	621.12	(0.12)	100.02	
283-000-665.000	INTEREST INCOME	0.00	97.00	8.76	75.54	21.46	77.88	
TOTAL REVENUES		<u>18,723.00</u>	<u>18,811.00</u>	<u>18,385.30</u>	<u>19,073.20</u>	<u>(262.20)</u>	<u>101.39</u>	
Expenditures								
721	PROFESSIONAL SERVICES	750.00	750.00	750.00	750.00	0.00	100.00	
905	DEBT SERVICE	19,391.00	19,391.00	0.00	0.00	19,391.00	0.00	
TOTAL EXPENDITURES		<u>20,141.00</u>	<u>20,141.00</u>	<u>750.00</u>	<u>750.00</u>	<u>19,391.00</u>	<u>3.72</u>	
Fund 283 - OBRA FUND-DISTRICT#3-TIAL:								
TOTAL REVENUES		<u>18,723.00</u>	<u>18,811.00</u>	<u>18,385.30</u>	<u>19,073.20</u>	<u>(262.20)</u>	<u>101.39</u>	
TOTAL EXPENDITURES		<u>20,141.00</u>	<u>20,141.00</u>	<u>750.00</u>	<u>750.00</u>	<u>19,391.00</u>	<u>3.72</u>	
NET OF REVENUES & EXPENDITURES		<u>(1,418.00)</u>	<u>(1,330.00)</u>	<u>17,635.30</u>	<u>18,323.20</u>	<u>(19,653.20)</u>	<u>1,377.68</u>	

REVENUE AND EXPENDITURE REPORT FOR CITY OF OWOSSO
 PERIOD ENDING 03/31/2026

*NOTE: Available Balance / Pct Budget Used does not reflect amounts encumbered.

CITY OF OWOSSO
 MONTHLY REVENUE AND EXPENDITURE REPORT

GL NUMBER	DESCRIPTION	2025-26	2025-26	ACTIVITY FOR	YTD BALANCE	AVAILABLE	% BDGT USED
		ORIGINAL BUDGET	AMENDED BUDGET	MONTH 03/31/26 INCR (DECR)	03/31/2026 NORM (ABNORM)	BALANCE NORM (ABNORM)	
Fund 284 - OPIOID SETTLEMENT FUND							
Revenues							
284-000-665.000	INTEREST INCOME	1,320.00	2,600.00	264.49	2,071.19	528.81	79.66
284-000-685.000	OPIOID SETTLEMENT REVENUE	0.00	12,243.00	0.00	12,243.38	(0.38)	100.00
TOTAL REVENUES		<u>1,320.00</u>	<u>14,843.00</u>	<u>264.49</u>	<u>14,314.57</u>	<u>528.43</u>	<u>96.44</u>
Expenditures							
966	TRANSFERS OUT	0.00	3,931.00	646.50	3,577.50	353.50	91.01
TOTAL EXPENDITURES		<u>0.00</u>	<u>3,931.00</u>	<u>646.50</u>	<u>3,577.50</u>	<u>353.50</u>	<u>91.01</u>
Fund 284 - OPIOID SETTLEMENT FUND:							
TOTAL REVENUES		<u>1,320.00</u>	<u>14,843.00</u>	<u>264.49</u>	<u>14,314.57</u>	<u>528.43</u>	<u>96.44</u>
TOTAL EXPENDITURES		<u>0.00</u>	<u>3,931.00</u>	<u>646.50</u>	<u>3,577.50</u>	<u>353.50</u>	<u>91.01</u>
NET OF REVENUES & EXPENDITURES		<u>1,320.00</u>	<u>10,912.00</u>	<u>(382.01)</u>	<u>10,737.07</u>	<u>174.93</u>	<u>98.40</u>

PERIOD ENDING 03/31/2026

*NOTE: Available Balance / Pct Budget Used does not reflect amounts encumbered.

CITY OF OWOSSO
 MONTHLY REVENUE AND EXPENDITURE REPORT

GL NUMBER	DESCRIPTION	2025-26		ACTIVITY FOR MONTH 03/31/26 INCR (DECR)	YTD BALANCE 03/31/2026 NORM (ABNORM)	AVAILABLE		% BGD USED
		ORIGINAL BUDGET	2025-26 AMENDED BUDGET			BALANCE NORM (ABNORM)	BALANCE NORM (ABNORM)	
Fund 297 - HISTORICAL FUND								
Revenues								
297-000-643.000	SALES	3,000.00	6,000.00	26.00	5,371.20		628.80	89.52
297-000-665.000	INTEREST INCOME	10,000.00	6,000.00	584.87	4,688.19		1,311.81	78.14
297-000-665.100	ENDOWMENT SPENDABLE FUNDS	1,000.00	1,000.00	0.00	1,000.00		0.00	100.00
297-000-674.100	PRIVATE DONATIONS	19,000.00	19,000.00	0.00	10,977.60		8,022.40	57.78
297-000-674.200	DONATIONS	0.00	1,004.00	0.00	1,504.00		(500.00)	149.80
297-000-675.000	MISCELLANEOUS	0.00	200.00	2,500.00	2,700.00		(2,500.00)	1,350.00
297-000-699.101	TRANSFERS FROM GENERAL FUND	21,500.00	21,500.00	5,375.00	16,125.00		5,375.00	75.00
TOTAL REVENUES		54,500.00	54,704.00	8,485.87	42,365.99		12,338.01	77.45
Expenditures								
797	HISTORICAL COMMISSION	29,643.00	38,504.00	416.27	20,719.50		17,784.50	53.81
798	CASTLE	21,425.00	176,084.00	11,806.79	46,512.51		129,571.49	26.41
800	COMSTOCK/WOODARD	3,000.00	2,000.00	0.00	327.60		1,672.40	16.38
TOTAL EXPENDITURES		54,068.00	216,588.00	12,223.06	67,559.61		149,028.39	31.19
Fund 297 - HISTORICAL FUND:								
TOTAL REVENUES		54,500.00	54,704.00	8,485.87	42,365.99		12,338.01	77.45
TOTAL EXPENDITURES		54,068.00	216,588.00	12,223.06	67,559.61		149,028.39	31.19
NET OF REVENUES & EXPENDITURES		432.00	(161,884.00)	(3,737.19)	(25,193.62)		(136,690.38)	15.56

REVENUE AND EXPENDITURE REPORT FOR CITY OF OWOSSO
 PERIOD ENDING 03/31/2026

*NOTE: Available Balance / Pct Budget Used does not reflect amounts encumbered.

CITY OF OWOSSO
 MONTHLY REVENUE AND EXPENDITURE REPORT

GL NUMBER	DESCRIPTION	2025-26		ACTIVITY FOR MONTH 03/31/26 INCR (DECR)	YTD BALANCE 03/31/2026 NORM (ABNORM)	AVAILABLE		% BDGT USED
		ORIGINAL BUDGET	2025-26 AMENDED BUDGET			BALANCE NORM (ABNORM)	BALANCE NORM (ABNORM)	
Fund 301 - GENERAL DEBT SERVICE (VOTED BONDS)								
Revenues								
301-000-402.000	GENERAL PROPERTY TAX	718,150.00	709,678.00	(183.29)	709,319.45	358.55	99.95	
301-000-569.000	OTHER STATE GRANTS	0.00	1,695.00	1,768.86	3,463.71	(1,768.71)	204.35	
301-000-573.000	LOCAL COMMUNITY STABILIZATION S	50,000.00	50,000.00	0.00	15,921.27	34,078.73	31.84	
301-000-665.000	INTEREST INCOME	0.00	241.00	56.58	346.66	(105.66)	143.84	
TOTAL REVENUES		768,150.00	761,614.00	1,642.15	729,051.09	32,562.91	95.72	
Expenditures								
905	DEBT SERVICE	768,150.00	768,150.00	641,325.00	767,650.00	500.00	99.93	
TOTAL EXPENDITURES		768,150.00	768,150.00	641,325.00	767,650.00	500.00	99.93	
Fund 301 - GENERAL DEBT SERVICE (VOTED BONDS):								
TOTAL REVENUES		768,150.00	761,614.00	1,642.15	729,051.09	32,562.91	95.72	
TOTAL EXPENDITURES		768,150.00	768,150.00	641,325.00	767,650.00	500.00	99.93	
NET OF REVENUES & EXPENDITURES		0.00	(6,536.00)	(639,682.85)	(38,598.91)	32,062.91	590.56	

REVENUE AND EXPENDITURE REPORT FOR CITY OF OWOSSO
 PERIOD ENDING 03/31/2026

*NOTE: Available Balance / Pct Budget Used does not reflect amounts encumbered.

CITY OF OWOSSO
 MONTHLY REVENUE AND EXPENDITURE REPORT

GL NUMBER	DESCRIPTION	2025-26		ACTIVITY FOR MONTH 03/31/26 INCR (DECR)	YTD BALANCE 03/31/2026 NORM (ABNORM)	AVAILABLE		% BDGT USED
		ORIGINAL BUDGET	2025-26 AMENDED BUDGET			BALANCE NORM (ABNORM)	BALANCE NORM (ABNORM)	
Fund 401 - CAPITAL PROJECT FUND								
Revenues								
401-000-665.000	INTEREST INCOME	2,000.00	10,000.00	947.36	8,443.52	1,556.48	84.44	
401-000-687.000	INSURANCE REFUNDS/REBATES	120,000.00	174,192.00	0.00	261,220.66	(87,028.66)	149.96	
TOTAL REVENUES		122,000.00	184,192.00	947.36	269,664.18	(85,472.18)	146.40	
Fund 401 - CAPITAL PROJECT FUND:								
TOTAL REVENUES		122,000.00	184,192.00	947.36	269,664.18	(85,472.18)	146.40	
TOTAL EXPENDITURES		0.00	0.00	0.00	0.00	0.00	0.00	
NET OF REVENUES & EXPENDITURES		122,000.00	184,192.00	947.36	269,664.18	(85,472.18)	146.40	

REVENUE AND EXPENDITURE REPORT FOR CITY OF OWOSSO
 PERIOD ENDING 03/31/2026

*NOTE: Available Balance / Pct Budget Used does not reflect amounts encumbered.

CITY OF OWOSSO
 MONTHLY REVENUE AND EXPENDITURE REPORT

GL NUMBER	DESCRIPTION	2025-26		ACTIVITY FOR MONTH 03/31/26 INCR (DECR)	YTD BALANCE 03/31/2026 NORM (ABNORM)	AVAILABLE		% BDGT USED
		ORIGINAL BUDGET	2025-26 AMENDED BUDGET			BALANCE NORM (ABNORM)	BALANCE NORM (ABNORM)	
Fund 588 - TRANSPORTATION FUND								
Revenues								
588-000-402.000	GENERAL PROPERTY TAX	107,745.00	107,598.00	124.56	107,540.12	57.88	99.95	
588-000-569.000	OTHER STATE GRANTS	0.00	0.00	272.31	272.31	(272.31)	100.00	
588-000-573.000	LOCAL COMMUNITY STABILIZATION S	1,575.00	1,999.00	0.00	1,998.81	0.19	99.99	
588-000-665.000	INTEREST INCOME	100.00	1,000.00	9.20	782.36	217.64	78.24	
588-000-699.101	TRANFERS FROM GENERAL FUND	3,000.00	0.00	0.00	0.00	0.00	0.00	
588-000-699.284	TRANSFER FROM OPIOID FUND	0.00	3,931.00	646.50	3,577.50	353.50	91.01	
TOTAL REVENUES		112,420.00	114,528.00	1,052.57	114,171.10	356.90	99.69	
Expenditures								
200	GEN SERVICES	112,025.00	112,024.00	0.00	112,023.62	0.38	100.00	
TOTAL EXPENDITURES		112,025.00	112,024.00	0.00	112,023.62	0.38	100.00	
Fund 588 - TRANSPORTATION FUND:								
TOTAL REVENUES		112,420.00	114,528.00	1,052.57	114,171.10	356.90	99.69	
TOTAL EXPENDITURES		112,025.00	112,024.00	0.00	112,023.62	0.38	100.00	
NET OF REVENUES & EXPENDITURES		395.00	2,504.00	1,052.57	2,147.48	356.52	85.76	

PERIOD ENDING 03/31/2026

*NOTE: Available Balance / Pct Budget Used does not reflect amounts encumbered.

CITY OF OWOSSO
 MONTHLY REVENUE AND EXPENDITURE REPORT

GL NUMBER	DESCRIPTION	2025-26		ACTIVITY FOR MONTH 03/31/26 INCR (DECR)	YTD BALANCE 03/31/2026 NORM (ABNORM)	AVAILABLE BALANCE NORM (ABNORM)	% BDGT USED
		ORIGINAL BUDGET	2025-26 AMENDED BUDGET				
Fund 590 - SEWER FUND							
Revenues							
590-000-491.000	PERMITS	1,000.00	1,000.00	100.00	625.00	375.00	62.50
590-000-605.350	MATERIAL & SERVICE	5,000.00	20,166.00	299.00	15,465.00	4,701.00	76.69
590-000-607.200	WATER AND SEWER FEES	1,200.00	1,200.00	0.00	997.00	203.00	83.08
590-000-643.100	METERED SALES	3,995,246.00	3,995,246.00	955,209.49	2,905,661.40	1,089,584.60	72.73
590-000-644.000	PENALTIES - LATE CHARGES	65,090.00	65,090.00	(60.22)	49,679.89	15,410.11	76.32
590-000-665.000	INTEREST INCOME	50,000.00	91,978.00	9,063.87	70,596.62	21,381.38	76.75
TOTAL REVENUES		4,117,536.00	4,174,680.00	964,612.14	3,043,024.91	1,131,655.09	72.89
Expenditures							
200	GEN SERVICES	2,252,737.00	2,304,762.00	215,457.10	1,691,224.37	613,537.63	73.38
549	SEWER OPERATIONS	240,605.00	241,873.00	17,659.80	134,602.88	107,270.12	55.65
901	CAPITAL OUTLAY	1,910,000.00	1,969,925.00	94,403.66	278,092.49	1,691,832.51	14.12
905	DEBT SERVICE	122,678.00	122,678.00	60,776.47	122,052.94	625.06	99.49
TOTAL EXPENDITURES		4,526,020.00	4,639,238.00	388,297.03	2,225,972.68	2,413,265.32	47.98
Fund 590 - SEWER FUND:							
TOTAL REVENUES		4,117,536.00	4,174,680.00	964,612.14	3,043,024.91	1,131,655.09	72.89
TOTAL EXPENDITURES		4,526,020.00	4,639,238.00	388,297.03	2,225,972.68	2,413,265.32	47.98
NET OF REVENUES & EXPENDITURES		(408,484.00)	(464,558.00)	576,315.11	817,052.23	(1,281,610.23)	175.88

PERIOD ENDING 03/31/2026

*NOTE: Available Balance / Pct Budget Used does not reflect amounts encumbered.

CITY OF OWOSSO
 MONTHLY REVENUE AND EXPENDITURE REPORT

GL NUMBER	DESCRIPTION	2025-26		ACTIVITY FOR MONTH 03/31/26 INCR (DECR)	YTD BALANCE 03/31/2026 NORM (ABNORM)	AVAILABLE BALANCE NORM (ABNORM)	% BDGT USED
		ORIGINAL BUDGET	2025-26 AMENDED BUDGET				
Fund 591 - WATER FUND							
Revenues							
591-000-491.000	PERMITS	1,500.00	1,500.00	50.00	975.00	525.00	65.00
591-000-502.000-CTMFS-LSLR	GRANT-FEDERAL	600,000.00	600,000.00	42,080.92	443,093.19	156,906.81	73.85
591-000-538.000-DWRF788001	CAPITAL CONTRIBUTION-FEDERAL	11,161,000.00	11,161,000.00	0.00	3,550,619.58	7,610,380.42	31.81
591-000-538.000-DWRF792001	CAPITAL CONTRIBUTION-FEDERAL	0.00	1,097,700.00	0.00	0.00	1,097,700.00	0.00
591-000-538.000-DWRLF24-25	CAPITAL CONTRIBUTION-FEDERAL	200,000.00	200,000.00	0.00	90,659.47	109,340.53	45.33
591-000-605.100	WATER MAIN REPLACEMENT CHARGE	1,000,375.00	1,000,375.00	252,818.24	761,627.10	238,747.90	76.13
591-000-605.350	MATERIAL & SERVICE	50,000.00	76,150.00	1,908.92	73,430.71	2,719.29	96.43
591-000-607.200	WATER AND SEWER FEES	30,000.00	30,000.00	(1,200.00)	7,877.00	22,123.00	26.26
591-000-643.100	METERED SALES	4,833,286.00	4,833,286.00	1,122,269.35	3,521,418.49	1,311,867.51	72.86
591-000-643.200	METERED SALES-WHOLESALE-USAGE	392,133.00	392,133.00	29,554.40	285,393.75	106,739.25	72.78
591-000-644.000	PENALTIES - LATE CHARGES	69,942.00	69,942.00	(60.83)	62,327.93	7,614.07	89.11
591-000-665.000	INTEREST INCOME	100,000.00	150,000.00	15,431.78	130,948.63	19,051.37	87.30
591-000-667.100	RENTAL INCOME	1,320.00	1,320.00	120.00	1,521.53	(201.53)	115.27
591-000-667.300	HYDRANT RENTAL	27,710.00	27,710.00	0.00	5,060.08	22,649.92	18.26
591-000-670.100	LOAN INTEREST	1,700.00	1,700.00	0.00	0.00	1,700.00	0.00
591-000-675.000	MISCELLANEOUS	0.00	1,596.00	0.00	290,023.74	(288,427.74)	8,171.91
591-000-675.200	UB FEES	3,930.00	3,930.00	60.00	1,365.00	2,565.00	34.73
TOTAL REVENUES		18,472,896.00	19,648,342.00	1,463,032.78	9,226,341.20	10,422,000.80	46.96
Expenditures							
200	GEN SERVICES	974,495.00	1,015,024.00	87,814.76	674,426.12	340,597.88	66.44
552	WATER UNDERGROUND	2,240,761.00	2,241,074.00	90,555.48	1,227,109.04	1,013,964.96	54.76
553	WATER FILTRATION	1,954,746.00	2,096,213.00	93,918.11	1,046,490.56	1,049,722.44	49.92
901	CAPITAL OUTLAY	11,574,664.00	12,742,498.00	919,317.64	6,099,355.11	6,643,142.89	47.87
905	DEBT SERVICE	625,045.00	625,045.00	241,757.27	432,608.83	192,436.17	69.21
TOTAL EXPENDITURES		17,369,711.00	18,719,854.00	1,433,363.26	9,479,989.66	9,239,864.34	50.64
Fund 591 - WATER FUND:							
TOTAL REVENUES		18,472,896.00	19,648,342.00	1,463,032.78	9,226,341.20	10,422,000.80	46.96
TOTAL EXPENDITURES		17,369,711.00	18,719,854.00	1,433,363.26	9,479,989.66	9,239,864.34	50.64
NET OF REVENUES & EXPENDITURES		1,103,185.00	928,488.00	29,669.52	(253,648.46)	1,182,136.46	27.32

PERIOD ENDING 03/31/2026

*NOTE: Available Balance / Pct Budget Used does not reflect amounts encumbered.

CITY OF OWOSSO
 MONTHLY REVENUE AND EXPENDITURE REPORT

GL NUMBER	DESCRIPTION	2025-26		ACTIVITY FOR MONTH 03/31/26	YTD BALANCE 03/31/2026 NORM (ABNORM)	AVAILABLE BALANCE NORM (ABNORM)	% BGD USED
		ORIGINAL BUDGET	2025-26 AMENDED BUDGET				
Fund 599 - WASTEWATER FUND							
Revenues							
599-000-538.000-CWSR603401	CAPITAL CONTRIBUTION-FEDERAL	0.00	1,400,041.00	0.00	0.00	1,400,041.00	0.00
599-000-538.000-CWSRF23-24	CAPITAL CONTRIBUTION-FEDERAL (B)	5,000,000.00	5,000,000.00	321,970.53	1,846,826.30	3,153,173.70	36.94
599-000-538.000-CWSRF24-25	CAPITAL CONTRIBUTION-FEDERAL (B)	4,000,000.00	4,000,000.00	99,538.81	2,432,135.62	1,567,864.38	60.80
599-000-602.100	OP & MAINT CHRГ - OWOSSO	1,396,038.00	1,396,038.00	117,533.24	1,031,347.77	364,690.23	73.88
599-000-602.200	OP & MAINT CHRГ - OWOSSO TWP	233,869.00	233,869.00	23,543.49	207,346.36	26,522.64	88.66
599-000-602.300	OP & MAINT CHRГ - CALEDONIA TWS	148,192.00	148,192.00	9,562.35	98,171.65	50,020.35	66.25
599-000-602.400	OP & MAINT CHRГ - CORUNNA	271,583.00	271,583.00	20,167.92	201,093.23	70,489.77	74.04
599-000-603.100	REPLACEMENT CHRГ - OWOSSO	263,874.00	263,874.00	22,157.00	195,576.62	68,297.38	74.12
599-000-603.200	REPLACEMENT CHRГ - OWOSSO TWP	60,058.00	60,058.00	5,577.52	49,555.34	10,502.66	82.51
599-000-603.300	REPLACEMENT CHRГ - CALEDONIA TW	41,418.00	41,418.00	3,057.45	29,228.44	12,189.56	70.57
599-000-603.400	REPLACEMENT CHRГ - CORUNNA	49,910.00	49,910.00	3,813.04	37,084.61	12,825.39	74.30
599-000-606.100	DEBT SERVICE CHRГ - OWOSSO	222,923.00	222,923.00	18,577.03	167,193.27	55,729.73	75.00
599-000-606.200	DEBT SERVICE CHRГ - OWOSSO TWP.	90,431.00	90,431.00	7,535.97	67,823.73	22,607.27	75.00
599-000-606.300	DEBT SERVICE CHRГ - CALEDONIA T	68,559.00	68,559.00	5,713.31	51,419.79	17,139.21	75.00
599-000-606.400	DEBT SERVICE CHRГ - CORUNNA	38,696.00	38,696.00	3,224.69	29,022.21	9,673.79	75.00
599-000-665.000	INTEREST INCOME	50,000.00	100,000.00	12,057.67	86,472.42	13,527.58	86.47
599-000-675.000	MISCELLANEOUS	10,000.00	11,739.00	1,390.45	13,129.62	(1,390.62)	111.85
TOTAL REVENUES		11,945,551.00	13,397,331.00	675,420.47	6,543,426.98	6,853,904.02	48.84
Expenditures							
200	GEN SERVICES	33,091.00	37,606.00	1,955.18	25,163.40	12,442.60	66.91
548	WASTEWATER OPERATIONS	2,021,250.00	2,039,553.00	170,512.01	1,243,173.81	796,379.19	60.95
901	CAPITAL OUTLAY	9,289,574.00	10,689,615.00	615,089.15	5,045,402.39	5,644,212.61	47.20
905	DEBT SERVICE	420,609.00	420,609.00	350,281.49	572,506.41	(151,897.41)	136.11
TOTAL EXPENDITURES		11,764,524.00	13,187,383.00	1,137,837.83	6,886,246.01	6,301,136.99	52.22
Fund 599 - WASTEWATER FUND:							
TOTAL REVENUES		11,945,551.00	13,397,331.00	675,420.47	6,543,426.98	6,853,904.02	48.84
TOTAL EXPENDITURES		11,764,524.00	13,187,383.00	1,137,837.83	6,886,246.01	6,301,136.99	52.22
NET OF REVENUES & EXPENDITURES		181,027.00	209,948.00	(462,417.36)	(342,819.03)	552,767.03	163.29

*NOTE: Available Balance / Pct Budget Used does not reflect amounts encumbered.

CITY OF OWOSSO
 MONTHLY REVENUE AND EXPENDITURE REPORT

GL NUMBER	DESCRIPTION	2025-26		ACTIVITY FOR MONTH 03/31/26 INCR (DECR)	YTD BALANCE 03/31/2026 NORM (ABNORM)	AVAILABLE BALANCE NORM (ABNORM)	% BDGT USED
		ORIGINAL BUDGET	2025-26 AMENDED BUDGET				
Fund 661 - FLEET MAINTENANCE FUND							
Revenues							
661-000-665.000	INTEREST INCOME	50,000.00	125,000.00	11,563.92	96,688.01	28,311.99	77.35
661-000-667.200	EQUIPMENT RENTAL	962,814.00	989,558.00	111,630.31	792,389.01	197,168.99	80.08
661-000-673.000	SALE OF FIXED ASSETS	0.00	75,000.00	0.00	75,000.00	0.00	100.00
661-000-675.000	MISCELLANEOUS	0.00	6,559.00	0.00	6,558.88	0.12	100.00
661-000-692.000	OTHER FINANCING SOURCES	0.00	783,060.00	0.00	783,060.00	0.00	100.00
TOTAL REVENUES		1,012,814.00	1,979,177.00	123,194.23	1,753,695.90	225,481.10	88.61
Expenditures							
594	FLEET MAINTENANCE	552,344.00	554,469.00	73,546.73	352,227.82	202,241.18	63.53
901	CAPITAL OUTLAY	1,438,000.00	1,438,000.00	234,275.00	622,812.44	815,187.56	43.31
TOTAL EXPENDITURES		1,990,344.00	1,992,469.00	307,821.73	975,040.26	1,017,428.74	48.94
Fund 661 - FLEET MAINTENANCE FUND:							
TOTAL REVENUES		1,012,814.00	1,979,177.00	123,194.23	1,753,695.90	225,481.10	88.61
TOTAL EXPENDITURES		1,990,344.00	1,992,469.00	307,821.73	975,040.26	1,017,428.74	48.94
NET OF REVENUES & EXPENDITURES		(977,530.00)	(13,292.00)	(184,627.50)	778,655.64	(791,947.64)	5,858.08

PERIOD ENDING 03/31/2026

*NOTE: Available Balance / Pct Budget Used does not reflect amounts encumbered.

CITY OF OWOSSO
 MONTHLY REVENUE AND EXPENDITURE REPORT

GL NUMBER	DESCRIPTION	2025-26		ACTIVITY FOR MONTH 03/31/26 INCR (DECR)	YTD BALANCE 03/31/2026 NORM (ABNORM)	AVAILABLE		% BDGT USED
		ORIGINAL BUDGET	2025-26 AMENDED BUDGET			BALANCE NORM (ABNORM)	BALANCE NORM (ABNORM)	
Fund 703 - CURRENT TAX COLLECTION FUND								
Revenues								
703-000-665.000	INTEREST INCOME	0.00	0.00	(3,342.26)	0.00	0.00	0.00	0.00
TOTAL REVENUES		<u>0.00</u>	<u>0.00</u>	<u>(3,342.26)</u>	<u>0.00</u>	<u>0.00</u>	<u>0.00</u>	<u>0.00</u>
Fund 703 - CURRENT TAX COLLECTION FUND:								
TOTAL REVENUES		0.00	0.00	(3,342.26)	0.00	0.00	0.00	0.00
TOTAL EXPENDITURES		<u>0.00</u>	<u>0.00</u>	<u>0.00</u>	<u>0.00</u>	<u>0.00</u>	<u>0.00</u>	<u>0.00</u>
NET OF REVENUES & EXPENDITURES		0.00	0.00	(3,342.26)	0.00	0.00	0.00	0.00
TOTAL REVENUES - ALL FUNDS		56,439,685.00	60,769,138.00	4,929,526.92	33,334,224.27	27,434,913.73	54.85	
TOTAL EXPENDITURES - ALL FUNDS		<u>59,417,576.00</u>	<u>62,782,586.00</u>	<u>5,334,169.72</u>	<u>30,989,295.83</u>	<u>31,793,290.17</u>	<u>49.36</u>	
NET OF REVENUES & EXPENDITURES		(2,977,891.00)	(2,013,448.00)	(404,642.80)	2,344,928.44	(4,358,376.44)	116.46	

CASH SUMMARY BY ACCOUNT FOR CITY OF OWOSSO
 FROM 03/01/2026 TO 03/31/2026
 FUND: ALL FUNDS
 CASH AND INVESTMENT ACCOUNTS

Fund Account	Description	Beginning Balance 03/01/2026	Total Debits	Total Credits	Ending Balance 03/31/2026
Fund 101 GENERAL FUND					
001.200	POOLED CASH (HUNTINGTON BANK)	27,358.03	1,619,125.14	1,308,404.85	338,078.32
001.201	MI CLASS ACCOUNT	285,834.28	910.31	0.00	286,744.59
001.204	HUNTINGTON LIQUIDITY PORTAL	1,040,231.59	142.48	1,000,000.00	40,374.07
001.205	CHOICEONE BANK	3,661,633.91	11,315.49	0.00	3,672,949.40
001.206	SWEEP ACCOUNT HUNTINGTON	212,742.26	10,443.84	0.00	223,186.10
001.207	HUNTINGTON - STRIPE/BSA CC PAYMENTS	(402,114.20)	413,633.76	11,414.50	105.06
001.300	FRANKENMUTH CREDIT UNION ACCOUNTS	1,814,574.36	5,338.37	0.00	1,819,912.73
001.306	DORT FEDERAL CREDIT UNION ACCOUNTS	1,962,949.26	6,853.64	0.00	1,969,802.90
002.203	AMBULANCE PAYMENT BANK ACCOUNT	62,979.92	66,354.38	50,029.55	79,304.75
004.000	PETTY CASH	1,715.00	0.00	0.00	1,715.00
005.401	MERS DC FUNDS - RESTRICTED	(4,055.59)	2.02	0.00	(4,053.57)
	GENERAL FUND	8,663,848.82	2,134,119.43	2,369,848.90	8,428,119.35
Fund 202 MAJOR STREET FUND					
001.200	POOLED CASH (HUNTINGTON BANK)	104,495.74	111,960.53	226,069.32	(9,613.05)
001.201	MI CLASS ACCOUNT	1,314,543.18	4,185.45	0.00	1,318,728.63
001.204	HUNTINGTON LIQUIDITY PORTAL	2,713,599.74	9,597.23	0.00	2,723,196.97
001.207	HUNTINGTON - STRIPE/BSA CC PAYMENTS	4,697.57	5.80	4,703.37	0.00
001.300	FRANKENMUTH CREDIT UNION ACCOUNTS	564,042.80	1,659.36	0.00	565,702.16
	MAJOR STREET FUND	4,701,379.03	127,408.37	230,772.69	4,598,014.71
Fund 203 LOCAL STREET FUND					
001.200	POOLED CASH (HUNTINGTON BANK)	219,856.35	157,320.76	80,025.87	297,151.24
001.201	MI CLASS ACCOUNT	91,963.11	292.75	0.00	92,255.86
001.204	HUNTINGTON LIQUIDITY PORTAL	614,802.00	2,174.57	0.00	616,976.57
001.207	HUNTINGTON - STRIPE/BSA CC PAYMENTS	7,805.68	0.00	7,805.68	0.00
001.300	FRANKENMUTH CREDIT UNION ACCOUNTS	564,042.80	1,659.36	0.00	565,702.16
	LOCAL STREET FUND	1,498,469.94	161,447.44	87,831.55	1,572,085.83
Fund 208 PARK/RECREATION SITES FUND					
001.200	POOLED CASH (HUNTINGTON BANK)	16,170.09	9,654.88	0.00	25,824.97
001.204	HUNTINGTON LIQUIDITY PORTAL	137,446.89	486.08	0.00	137,932.97
001.207	HUNTINGTON - STRIPE/BSA CC PAYMENTS	9,566.01	22.90	9,588.91	0.00
	PARK/RECREATION SITES FUND	163,182.99	10,163.86	9,588.91	163,757.94
Fund 239 OMS/DDA REVLG LOAN FUND					
001.200	POOLED CASH (HUNTINGTON BANK)	14,274.30	6,689.21	413.28	20,550.23
001.204	HUNTINGTON LIQUIDITY PORTAL	502,821.52	1,778.23	0.00	504,599.75
001.207	HUNTINGTON - STRIPE/BSA CC PAYMENTS	0.52	6,736.16	6,736.16	0.52
001.300	FRANKENMUTH CREDIT UNION ACCOUNTS	225,616.00	663.72	0.00	226,279.72
001.306	DORT FEDERAL CREDIT UNION ACCOUNTS	225,232.50	786.33	0.00	226,018.83
	OMS/DDA REVLG LOAN FUND	967,944.84	16,653.65	7,149.44	977,449.05

CASH SUMMARY BY ACCOUNT FOR CITY OF OWOSSO
 FROM 03/01/2026 TO 03/31/2026
 FUND: ALL FUNDS
 CASH AND INVESTMENT ACCOUNTS

Fund Account	Description	Beginning Balance 03/01/2026	Total Debits	Total Credits	Ending Balance 03/31/2026
Fund 243	BRA / OBRA #12 WOODWARD LOFT				
001.200	POOLED CASH (HUNTINGTON BANK)	2,108.88	141,306.21	1,000.00	142,415.09
001.200-BRA-DIST22	POOLED CASH (HUNTINGTON BANK)	14.19	22.66	1.13	35.72
001.200-BRA-DIST23	POOLED CASH (HUNTINGTON BANK)	0.00	5,315.43	265.77	5,049.66
001.201	MI CLASS ACCOUNT	5,991.63	19.00	0.00	6,010.63
	BRA / OBRA #12 WOODWARD LOFT	8,114.70	146,663.30	1,266.90	153,511.10
Fund 248	DOWNTOWN DEVELOPMENT AUTHORITY				
001.200	POOLED CASH (HUNTINGTON BANK)	(37,815.35)	252,431.81	75,338.51	139,277.95
001.201	MI CLASS ACCOUNT	82,354.59	262.19	0.00	82,616.78
001.203	MAIN STREET OWOSSO / DDA CHECKING	4,617.10	1,528.44	0.00	6,145.54
001.204	HUNTINGTON LIQUIDITY PORTAL	45,770.91	161.76	0.00	45,932.67
001.207	HUNTINGTON - STRIPE/BSA CC PAYMENTS	7,756.62	0.00	7,756.62	0.00
	DOWNTOWN DEVELOPMENT AUTHORITY	102,683.87	254,384.20	83,095.13	273,972.94
Fund 249	BUILDING INSPECTION FUND				
001.200	POOLED CASH (HUNTINGTON BANK)	28,083.20	28,690.16	22,939.42	33,833.94
001.204	HUNTINGTON LIQUIDITY PORTAL	281,013.82	993.81	0.00	282,007.63
001.207	HUNTINGTON - STRIPE/BSA CC PAYMENTS	11,826.16	11,113.94	15,621.16	7,318.94
004.000	PETTY CASH	200.00	0.00	0.00	200.00
	BUILDING INSPECTION FUND	321,123.18	40,797.91	38,560.58	323,360.51
Fund 254	HOUSING & REDEVELOPMENT				
001.200	POOLED CASH (HUNTINGTON BANK)	1,720.73	0.00	44.80	1,675.93
001.204	HUNTINGTON LIQUIDITY PORTAL	2,717.24	9.45	0.00	2,726.69
	HOUSING & REDEVELOPMENT	4,437.97	9.45	44.80	4,402.62
Fund 259	OBRA-DIST#15 -ARMORY BUILDING				
001.200	POOLED CASH (HUNTINGTON BANK)	4,732.00	43,548.62	1,500.00	46,780.62
Fund 272	OBRA FUND-DISTRICT #17 CARGILL (PREV #8)				
001.200	POOLED CASH (HUNTINGTON BANK)	12,777.16	251,270.89	168,998.20	95,049.85
Fund 273	OBRA #9 ROBBINS LOFT				
001.200	POOLED CASH (HUNTINGTON BANK)	0.00	5,383.66	1,200.00	4,183.66
001.201	MI CLASS ACCOUNT	66,630.05	212.13	0.00	66,842.18
	OBRA #9 ROBBINS LOFT	66,630.05	5,595.79	1,200.00	71,025.84
Fund 276	OBRA FUND DISTRICT #16 - QDOBA				
001.200	POOLED CASH (HUNTINGTON BANK)	703.50	0.00	0.00	703.50
Fund 277	OBRA FUND DISTRICT #20 - J&H OIL				
001.200	POOLED CASH (HUNTINGTON BANK)	3,144.00	57,669.28	1,000.00	59,813.28

CASH SUMMARY BY ACCOUNT FOR CITY OF OWOSSO
 FROM 03/01/2026 TO 03/31/2026
 FUND: ALL FUNDS
 CASH AND INVESTMENT ACCOUNTS

Fund Account	Description	Beginning Balance 03/01/2026	Total Debits	Total Credits	Ending Balance 03/31/2026
Fund 283 OBRA FUND-DISTRICT#3-TIAL					
001.200	POOLED CASH (HUNTINGTON BANK)	0.00	18,376.54	750.00	17,626.54
001.201	MI CLASS ACCOUNT	2,725.31	8.76	0.00	2,734.07
	OBRA FUND-DISTRICT#3-TIAL	2,725.31	18,385.30	750.00	20,360.61
Fund 284 OPIOID SETTLEMENT FUND					
001.200	POOLED CASH (HUNTINGTON BANK)	329.35	0.00	646.50	(317.15)
001.204	HUNTINGTON LIQUIDITY PORTAL	74,731.94	264.49	0.00	74,996.43
	OPIOID SETTLEMENT FUND	75,061.29	264.49	646.50	74,679.28
Fund 297 HISTORICAL FUND					
001.200	POOLED CASH (HUNTINGTON BANK)	(15,363.40)	7,901.00	12,193.11	(19,655.51)
001.202	HC CHECKING ACCOUNT	1,134.68	0.00	29.95	1,104.73
001.204	HUNTINGTON LIQUIDITY PORTAL	165,341.43	584.87	0.00	165,926.30
001.207	HUNTINGTON - STRIPE/BSA CC PAYMENTS	5.00	0.00	0.00	5.00
004.000	PETTY CASH	100.00	0.00	0.00	100.00
	HISTORICAL FUND	151,217.71	8,485.87	12,223.06	147,480.52
Fund 301 GENERAL DEBT SERVICE (VOTED BONDS)					
001.200	POOLED CASH (HUNTINGTON BANK)	579,503.44	2,040.91	641,325.00	(59,780.65)
001.201	MI CLASS ACCOUNT	16,184.17	51.55	0.00	16,235.72
001.207	HUNTINGTON - STRIPE/BSA CC PAYMENTS	9,257.17	99.12	1.03	9,355.26
	GENERAL DEBT SERVICE (VOTED BONDS)	604,944.78	2,191.58	641,326.03	(34,189.67)
Fund 401 CAPITAL PROJECT FUND					
001.200	POOLED CASH (HUNTINGTON BANK)	856.66	0.00	0.00	856.66
001.204	HUNTINGTON LIQUIDITY PORTAL	267,860.16	947.36	0.00	268,807.52
	CAPITAL PROJECT FUND	268,716.82	947.36	0.00	269,664.18
Fund 588 TRANSPORTATION FUND					
001.200	POOLED CASH (HUNTINGTON BANK)	(39,651.49)	34,284.80	0.00	(5,366.69)
001.201	MI CLASS ACCOUNT	2,031.67	6.44	0.00	2,038.11
001.204	HUNTINGTON LIQUIDITY PORTAL	33,730.92	2.76	33,000.00	733.68
001.207	HUNTINGTON - STRIPE/BSA CC PAYMENTS	307.37	15.11	322.48	0.00
	TRANSPORTATION FUND	(3,581.53)	34,309.11	33,322.48	(2,594.90)
Fund 590 SEWER FUND					
001.200	POOLED CASH (HUNTINGTON BANK)	493,063.93	204,354.03	399,405.09	298,012.87
001.201	MI CLASS ACCOUNT	450,401.10	1,434.03	0.00	451,835.13
001.204	HUNTINGTON LIQUIDITY PORTAL	1,059,361.99	3,746.56	0.00	1,063,108.55
001.207	HUNTINGTON - STRIPE/BSA CC PAYMENTS	159,712.09	54,885.59	212,316.14	2,281.54
001.300	FRANKENMUTH CREDIT UNION	281,159.48	827.21	0.00	281,986.69
001.306	DORT FEDERAL CREDIT UNION ACCOUNTS	874,030.93	3,051.66	0.00	877,082.59

CASH SUMMARY BY ACCOUNT FOR CITY OF OWOSSO
 FROM 03/01/2026 TO 03/31/2026
 FUND: ALL FUNDS
 CASH AND INVESTMENT ACCOUNTS

Fund Account	Description	Beginning Balance 03/01/2026	Total Debits	Total Credits	Ending Balance 03/31/2026
004.000	PETTY CASH	200.00	0.00	0.00	200.00
	SEWER FUND	3,317,929.52	268,299.08	611,721.23	2,974,507.37
Fund 591	WATER FUND				
001.200	POOLED CASH (HUNTINGTON BANK)	92,859.45	1,288,002.33	1,442,003.37	(61,141.59)
001.201	MI CLASS ACCOUNT	1,736,582.03	5,529.10	0.00	1,742,111.13
001.204	HUNTINGTON LIQUIDITY PORTAL	3,198,043.97	7,774.14	1,000,000.00	2,205,818.11
001.207	HUNTINGTON - STRIPE/BSA CC PAYMENTS	158,507.94	64,419.88	219,428.75	3,499.07
001.306	DORT FEDERAL CREDIT UNION ACCOUNTS	609,663.45	2,128.54	0.00	611,791.99
005.401	MERS DC FUNDS - RESTRICTED	4,746.40	0.00	0.00	4,746.40
	WATER FUND	5,800,403.24	1,367,853.99	2,661,432.12	4,506,825.11
Fund 599	WASTEWATER FUND				
001.200	POOLED CASH (HUNTINGTON BANK)	275,525.85	1,763,362.80	2,035,892.73	2,995.92
001.201	MI CLASS ACCOUNT	422,280.19	1,344.48	0.00	423,624.67
001.204	HUNTINGTON LIQUIDITY PORTAL	2,053,792.10	306,556.38	500,000.00	1,860,348.48
001.300	FRANKENMUTH CREDIT UNION ACCOUNTS	281,159.48	827.21	0.00	281,986.69
001.306	DORT FEDERAL CREDIT UNION ACCOUNTS	953,628.26	3,329.60	0.00	956,957.86
	WASTEWATER FUND	3,986,385.88	2,075,420.47	2,535,892.73	3,525,913.62
Fund 661	FLEET MAINTENANCE FUND				
001.200	POOLED CASH (HUNTINGTON BANK)	570,671.51	111,334.91	307,526.33	374,480.09
001.201	MI CLASS ACCOUNT	711,365.72	2,264.87	0.00	713,630.59
001.204	HUNTINGTON LIQUIDITY PORTAL	1,170,114.26	4,138.56	0.00	1,174,252.82
001.205	CHOICEONE BANK	1,123,430.12	3,471.75	0.00	1,126,901.87
001.300	FRANKENMUTH CREDIT UNION ACCOUNTS	574,028.52	1,688.74	0.00	575,717.26
	FLEET MAINTENANCE FUND	4,149,610.13	122,898.83	307,526.33	3,964,982.63
Fund 703	CURRENT TAX COLLECTION FUND				
001.200	POOLED CASH (HUNTINGTON BANK)	53,037.27	1,466,647.13	1,512,043.47	7,640.93
001.204	HUNTINGTON LIQUIDITY PORTAL	1,187,311.94	67,300.00	1,254,611.94	0.00
001.207	HUNTINGTON - STRIPE/BSA CC PAYMENTS	183,503.45	6,435.09	189,938.54	0.00
	CURRENT TAX COLLECTION FUND	1,423,852.66	1,540,382.22	2,956,593.95	7,640.93
Fund 956	GASB 34 LONG TERM DEBT				
005.200	MMRMA CASH - RESTRICTED	246,235.87	0.00	0.00	246,235.87
	TOTAL - ALL FUNDS	36,542,673.73	8,689,170.49	12,762,291.53	32,469,552.69



OWOSSO HISTORICAL COMMISSION

Regular Meeting of the Owosso Historical Commission

Draft Minutes of April 13, 2026 – 6:00 P.M. at Owosso City Hall

PRESIDING OFFICER: Chairman Lance Little

MEMBERS PRESENT: Commissioners Rachel Osmer, Bill Moull, Steve Teich, Lorraine Weckwert, and Debra Adams

MEMBERS ABSENT: None

CHAIRMAN LITTLE CALLED THE MEETING TO ORDER AT 6:00 P.M.

APPROVE MINUTES – March 9, 2026

Motion by Commissioner Teich to approve the minutes as presented, supported by Commissioner Weckwert.

Approved by voice vote

APPROVE AGENDA – April 13, 2026

Motion by Commissioner Osmer to approve the agenda as presented, supported by Commissioner Moull.

Approved by voice vote

FINANCIAL REPORTS:

Amy Fuller reviewed the Commission's revenue and expense report and discussed budget plans.

ITEMS OF BUSINESS

Home Tour: The Commission discussed plans for the September Home Tour.

COMMITTEE REPORTS

Building and Grounds Committee: The upcoming bid opening was discussed.

Historic Appreciation Committee: Plans to partner with the library were discussed.

Time Traveler Committee: Commissioner Little showed a demo of the site.

Educating our Youth Committee: Plans for the 2nd-grade field trip were discussed.

PUBLIC COMMENT PERIOD: None.

COMMISSIONER COMMENTS: Commissioner Adams shared the Owosso-themed cards that had been donated to the Commission.

NEXT MEETING: Monday, May 11, 2026, 6:00 p.m.

ADJOURNMENT

Chairman Little adjourned the meeting at 7:08 p.m.

Respectfully submitted by:
Amy Fuller, Assistant City Manager

PARKS AND RECREATION COMMISSION

REGULAR MEETING

Minutes of Wednesday, February 25, 2026

7:00 p.m. at City Hall

CALL TO ORDER: Chairman Mahoney called the meeting to order at 7:00 p.m.

PLEDGE OF ALLEGIANCE: Was recited

ROLL CALL:

MEMBERS PRESENT: Chairman Dennis Mahoney, Vice-Chair Jeff Selbig, Commissioners Ellen Rodman, Kevin Maginity, Emily Olson, Carol Anne Smith and Kollin Lienau

MEMBERS ABSENT: Commissioners Adeline Mahoney

APPROVAL OF AGENDA: Commissioner Olson made a motion to approve the agenda for February 25, 2026. Commissioner Rodman supported the motion. Passed by voice vote.

APPROVAL OF MINUTES: Commissioner Rodman made a motion to approve the minutes for January 28, 2026. The motion was supported by Commissioner Smith. Passed by voice vote.

PUBLIC COMMENTS: Jacob Unger from Troop 85 talked to the commission about his fundraising efforts for the community gardens.

OLD BUSINESS REPORT: Amy Fuller reported on the splash pad and pickleball grant progress.

ITEMS OF BUSINESS:

Budget: The Commission discussed the 2026-27 budget. Funding for a fitness course, planning improvements to Grove Holman Park, fixing the stairs at the sledding hill, and replacing benches in Curwood Park were prioritized.

Millage signs: The Commission selected signs for placement in the parks thanking voters for millage funding. There was a motion by Commissioner Rodman to approve \$1,000 for millage signs, supported by Commissioner Selbig. Ayes all, motion carried.

PUBLIC/COMMISSIONER COMMENTS: None.

NEXT MEETING: March 25, 2026

ADJOURNMENT: Commissioner Smith made a motion to adjourn at 8:03 p.m. The motion was supported by Commissioner Olson. Ayes all, motion carried.

Respectfully submitted by:

Amy Fuller, Assistant City Manager

MINUTES
REGULAR MEETING OF THE OWOSSO PLANNING COMMISSION
Monday, April 27, 2026 – 6:30 P.M.

CALL TO ORDER: Vice-Chair Robertson called the meeting to order at 6:30 p.m.
A moment of silence was held for Chairman Frank Livingston who recently passed away.

PLEDGE OF ALLEGIANCE: Recited

ROLL CALL: Tanya Buckelew, Community Development Director

MEMBERS PRESENT: Commissioner Albertson, Secretary Fear, Commissioner Ludington, Commissioner Osika, Vice-Chair Robertson and Commissioner Taylor

MEMBERS ABSENT: Commissioner Schlaack

OTHERS PRESENT: Tanya Buckelew, Community Development Director; Hannah Smith, OHM Advisors

APPROVAL OF AGENDA:
MOTION BY COMMISSIONER OSIKA, SUPPORTED BY COMMISSIONER TAYLOR TO APPROVE THE AGENDA FOR April 27, 2026.

YEAS ALL. MOTION CARRIED.

APPROVAL OF MINUTES:
MOTION BY COMMISSIONER LUDINGTON SUPPORTED BY COMMISSIONER ALBERTSON TO APPROVE THE MINUTES FOR THE February 23, 2026 MEETING.

YEAS ALL. MOTION CARRIED.

PUBLIC HEARING:

- 1. 804 W MAIN STREET, SPECIAL LAND USE FOR A DO-IT-YOURSELF MOTORCYCLE REPAIR FACILITY WITH SALES AND PARTS AS AN ACCESSORY USE.**

Hannah Smith, OHM Advisors, reviewed the proposed use and the following findings:

GENERAL SPECIAL LAND USE STANDARDS

According to *Article 11*, any special land use must adhere to all of the following general standards listed in the Zoning Ordinance:

- 1. Be compatible and in accordance with the goals, objectives, and policies of the city master plan and promote the intent of the zoning district in which the use is proposed.*

Finding - In compliance: The subject site is located in the Westtown area where one of the Master Plan goals is to “Preserve the unique identity of Westtown while pursuing mixed-use and traditional building projects.” In addition, the Westtown section of the Master Plan states that “Westtown in particular provides opportunity to complement, while not duplicating, the success of Downtown by capitalizing on its existing traditional ‘main street’ storefronts and walkability to nearby neighborhoods.” Utilization of this property as a do-it-yourself motorcycle repair shop will add a level of creativity to the area while occupying a large vacant building.

2. *Be constructed, operated, and maintained so as to be compatible with the existing or intended character of the vicinity and so as not to change the essential character of the area in which it is proposed.*

Finding – Potentially in compliance: The proposed use will occupy an existing building, and no substantial exterior improvements are proposed. As such, it will not change the essential character of the area and should help ensure continued maintenance of the building.

3. *Be served adequately by public facilities and services, such as highways, streets, police and fire protection, drainage structures, water and sewage facilities, and primary and secondary schools.*

Finding – In compliance: The subject site will be adequately served by existing facilities and roads. There is also ample public parking behind the building to accommodate staff and customers that drive to the property.

4. *Not involve uses, activities, processes, materials, and equipment or conditions of operation that will be detrimental to the natural environment, public health, safety, or welfare by reason of excessive production of traffic, noise, smoke, odors, or other such nuisance.*

Finding - In compliance: The special use should not have a negative impact on the above items through the excessive production of noise, smoke, etc. We are concerned, however, that the noise created by a motorcycle facility could negatively impact the pets in the grooming business in the front building space. Two recommended conditions of approval include: 1) only allowing motorcycles to idle when inside the building; and 2) placing noise attenuation in the walls separating the pet grooming facility and the motorcycle facility.

SPECIFIC SPECIAL LAND USE STANDARDS

The special land use application has been reviewed utilizing the following specific standards outlined in *Section 38-158, Special land use specific requirements*, of the Owosso Zoning Ordinance:

(2) Automobile repair establishments (major repair) and automobile service establishments (routine maintenance and minor repair).

(a) All principal and accessory structures shall be set back a minimum of five hundred (500) feet from a single-family residential district.

Finding: No accessory structures are proposed.

(b) There shall be a minimum lot frontage on a paved road of two hundred (200) feet.

Finding: This requirement is met.

(c) All maintenance and repair work shall be conducted completely within an enclosed building.

Finding: All work on the motorcycles will take place inside the building.

(d) There shall be no outdoor storage or display of vehicle components and parts, materials, commodities for sale, supplies, or equipment.

Finding: At this point in time there will be no storage or display of motorcycles outside the building. If this should change in the future, a separate special land use review is required.

(e) Storage of wrecked, partially dismantled, or other derelict vehicles, or overnight parking of any vehicle except a tow truck shall be permitted in a designated area. Such area shall be appropriately screened from public view as determined by the planning commission.

Finding: No outside storage of motorcycles or parts is proposed.

(f) The applicant shall submit a pollution incidence protection plan (PIPP). The PIPP shall describe measures to prevent groundwater contamination caused by accidental gasoline spills or leakage, such as special check valves, drain back catch basins, and automatic shut off valves, as approved by the city fire department.

Finding: Not applicable.

(g) Any use with gasoline sales shall also meet the standards for automobile gasoline stations.

Finding: Not applicable.

RECOMMENDATION Based upon the above analysis, **we recommend approval of the special land use for Stach's Moto Cave, which is a do-it-yourself motorcycle repair facility with used motorcycle sales and parts as an accessory use,** conditioned upon the following:

1. That there be no outside display or storage of motorcycles or parts;
2. Only allowing motorcycles to idle when inside the building and there being no revving of engines;
3. Placing noise attenuation in the walls separating the pet grooming facility and the motorcycle facility; and
4. Review and approval from applicable departments, agencies, and consultants.

Vice-Chair Robertson opened the Public Hearing at 6:40 pm.

Brian Worrell, potential owner of the building and proposed business, stated he intends to keep the dog groomer and will build thicker walls to protect that business from any noise. Signs will be in place that no revving is allowed. Any violators would be removed from the business. He will construct a soundproof room for the revving of motorcycles during the repairs. He wants to work with local schools on creating small engine repair classes. There will always be management on site and intends to close by 6 pm each night. A pollution incident prevention plan (PIPP) will be in place to prevent, control and respond to pollution incidents. Also exhaust management and fire suppression.

Public Hearing closed at 7:12 p.m.

MOTION BY COMMISSIONER OSIKA SUPPORTED BY COMMISSIONER TAYLOR TO APPROVE THE SPECIAL LAND USE FOR 804 W MAIN STREET TO ALLOW FOR A MOTORCYCLE REPAIR FACILITY THAT INCLUDES TECHNICAL AND EDUCATIONAL TRAINING AND SALES AND UPON MEETING THE REQUIREMENTS AS SET FORTH BY THE CITY PLANNER AS FOLLOWS:

1. That there be no outside display or storage of motorcycles or parts;
2. Only allowing motorcycles to idle when inside the building and there being no revving of engines;
3. Placing noise attenuation in the walls separating the pet grooming facility and the motorcycle facility; and
4. Review and approval from applicable departments, agencies, and consultants.

YEAS: COMMISSIONER ALBERTSON, SECRETARY FEAR, COMMISSIONER LUDINGTON, COMMISSIONER OSIKA, COMMISSIONER TAYLOR

NAYS: VICE-CHAIR ROBERTSON

RCV. MOTION CARRIED 5-1.

2. **1000 BRADLEY STREET – REQUEST TO REZONE 3 ACRES FROM I-1 LIGHT INDUSTRIAL TO RM MULTIPLE FAMILY RESIDENTIAL TO ACCOMMODATE THE DEVELOPMENT OF A 40-UNIT APARTMENT COMPLEX.**

Hannah Smith, OHM Advisors, reviewed the proposed use and the following findings:

In considering any petition for an amendment to the official zoning map, the planning commission and city council shall consider the following criteria in making its findings, recommendations and decision:

1. Consistency with the goals, policies, and future land use map of the City of Owosso Master Plan. If conditions upon which the master plan was developed (such as market factors, demographics, infrastructure, traffic and environmental issues) have changed significantly since the master plan was adopted, as determined by the city, the planning commission and council shall consider the consistency with recent development trends in the area.

Finding – A goal of the Master Plan is to “Plan for attached single-family and multi-family along corridors and as transitional uses between neighborhoods and commercial or employment areas.” This site fits that description and provides a natural transition between single-family residential and commercial land uses. In addition, the Future Land Use designation for the site is “Centers....which are higher density areas and incorporate horizontal and vertical mix of uses. Residential uses include multi-family buildings and upper story residential within mixed use buildings.” The proposed multiple-family development would fall under this category and provide the type of dense development and create new housing in close proximity to the downtown area.

2. Compatibility of the site's physical, geological, hydrological, and other environmental features with the host of uses permitted in the proposed zoning district.

Finding – This site would be compatible with the host of uses permitted under the R-M, Residential Zoning Classification.

3. Evidence the applicant cannot receive a reasonable return on investment through developing the property with at least one (1) use permitted under the current zoning.

Finding – Information has not been provided showing that the applicant could not receive a reasonable return on investment through developing the property as industrial. An industrial development at this site, however, may not provide a suitable transition to abutting residential uses.

4. The compatibility of all the potential uses allowed in the proposed zoning district with surrounding uses and zoning in terms of land suitability, impacts on the environment, density, nature of use, traffic impacts, aesthetics, infrastructure and potential influence on property values.

Finding – Permitted uses in the proposed R-M zoning district are potentially more compatible with the surrounding uses, especially single-family residential, than those in the current I-1 district. This is true even with the close proximity to the rail line since enhanced noise attenuation can be built into the proposed multiple-family structures.

5. The capacity of the city's infrastructure and services sufficient to accommodate the uses permitted in the requested district without compromising the "health, safety, and welfare."

Finding – There should be no issues with existing infrastructure being able to accommodate and service this site.

6. The apparent demand for the types of uses permitted in the requested zoning district in relation to the amount of land currently zoned and available to accommodate the demand.

Finding – There is high demand for residential development in Owosso and across the State.

7. The request has not previously been submitted within the past one (1) year, unless conditions have changed, or new information has been provided.

Finding – This application has not been previously before the City for the requested residential zoning district.

RECOMMENDATION Based upon the above review comments, **we recommend approval of the rezoning request for 1000 Bradley Street based on the following items:**

1. That the request is in compliance with the Master Plan;
2. The site is compatible with uses in the proposed R-M Zoning District;
3. The applicant is not rezoning to increase the return on investment of the property;
4. That the Planning Commission understands that the proposed use may be more compatible with surrounding land uses;
5. Infrastructure to the site is appropriate for the proposed use; and
6. The request has not been previously submitted to the City for consideration.

Alex Pirkovic, one of the owners of NB Concepts LLC, discussed the plan to add 40 single family residential units, with on-site parking and green space.

Justin Horvath, SEDP, spoke in favor of the rezoning. City Council has approved the purchase agreement. They are still dealing with some contamination and remediation issues with the State of Michigan.

Maddy Poyorena, 1008 Beehler St, is against the rezoning and would rather see a park.

Patty Howard, 910 Beehler St, does not want apartment buildings, single family or duplexes would be ok.

Community Development Director stated there would be a public hearing for the rezoning at the May 18, 2026 City Council meeting.

MOTION BY SECRETARY FEAR SUPPORTED BY COMMISSIONER OSIKA TO APPROVE THE REZONING REQUEST FOR 1000 BRADLEY STREET AND RECOMMEND APPROVAL BY THE CITY COUNCIL AND THE REQUIREMENTS AS SET FORTH BY THE CITY PLANNER AS FOLLOWS:

1. That the request is in compliance with the Master Plan;
2. The site is compatible with uses in the proposed R-M Zoning District;
3. The applicant is not rezoning to increase the return on investment of the property;
4. That the Planning Commission understands that the proposed use may be more compatible with surrounding land uses;
5. Infrastructure to the site is appropriate for the proposed use; and
6. The request has not been previously submitted to the City for consideration.

YEAS: SECRETARY FEAR, COMMISSIONER LUDINGTON, COMMISSIONER OSIKA, COMMISSIONER TAYLOR, COMMISSIONER ALBERTSON AND VICE-CHAIR ROBERTSON

NAYS: NONE

RCV. MOTION CARRIED.

SITE PLAN REVIEWS:

1. 1000 BRADLEY STREET

Pending further review and resubmission from the owners to meet the items on the site plan checklist. This plan will be further reviewed at the May 26, 2026 Planning Commission meeting.

ITEMS OF BUSINESS:

1. COMMUNITY IMPROVEMENT PLAN (CIP)

Discussion was held on the contents of the plan.

MOTION BY COMMISSIONER OSIKA SUPPORTED BY SECRETARY FEAR TO APPROVE THE 2026-2032 CAPITAL IMPROVEMENT PLAN (CIP) AND REFER TO CITY COUNCIL FOR REVIEW AND APPROVAL.

YEAS ALL. MOTION CARRIED.

2. 900 ADA STREET SITE PLAN EXTENSION REQUEST

The architect for the 900 Ada Street project submitted an extension request as the project did not begin within a 1-year time limit per ordinance.

MOTION BY COMMISSIONER TAYLOR SUPPORTED BY COMMISSIONER ALBERTSON TO APPROVE THE EXTENSION OF THE 900 ADA STREET PROJECT TO APRIL 27, 2027.

YEAS: COMMISSIONER LUDINGTON, COMMISSIONER OSIKA, COMMISSIONER TAYLOR, COMMISSIONER ALBERTSON, SECRETARY FEAR AND VICE-CHAIR ROBERTSON

NAYS: NONE

RCV. MOTION CARRIED.

ADJOURNMENT:

MOTION BY COMMISSIONER OSIKA SUPPORTED BY COMMISSIONER TAYLOR TO ADJOURN AT 7:50 PM UNTIL THE NEXT MEETING ON MAY 26, 2026 (DAY AFTER MEMORIAL DAY).

YEAS ALL, MOTION CARRIED

Janae Fear, Secretary



OWOSSO HISTORICAL COMMISSION

Special Meeting of the Owosso Historical Commission

Draft Minutes of April 24, 2026 – 3:00 P.M. at Owosso City Hall

PRESIDING OFFICER: Chairman Lance Little

MEMBERS PRESENT: Commissioners Rachel Osmer, Bill Moull, Steve Teich, Lorraine Weckwert, and Debra Adams

MEMBERS ABSENT: None

CHAIRMAN LITTLE CALLED THE MEETING TO ORDER AT 3:00 P.M.

APPROVE AGENDA – April 24, 2026

Motion by Commissioner Moull to approve the agenda as presented, supported by Commissioner Teich.

Approved by voice vote

ITEMS OF BUSINESS

Curwood Castle Restoration Project Bid: Amy Fuller reviewed the bid details and made a recommendation to approve the low bid from Perrin Construction with a contingency. There was a motion by Commissioner Moull to approve a bid in the amount of \$163,505 from Perrin Construction and establish a contingency of \$32,000; supported by Commissioner Weckwert and passed unanimously by roll call vote. This item will move to the City Council for final approval.

PUBLIC COMMENT PERIOD: City Manager Nathan Henne thanked the Commission for making tough decisions and being good stewards of public dollars. He stated that he would be recommending that the city council include an additional \$32,000 in the Commission's 2026-27 fiscal year budget to help the Commission with this project.

COMMISSIONER COMMENTS: Commissioner Moull asked about a date for announcing the project plans to the public. There was discussion about including it in the Time Traveler event on May 21. Commissioner Weckwert shared that Commissioner Osmer's dad last refinished the Castle windows. Commissioner Osmer acknowledged that the funds for the restoration project were from the Gould House sale and thanked the other Commissioners for making this restoration project possible.

NEXT MEETING: Monday, May 11, 2026, 6:00 p.m.

ADJOURNMENT

Chairman Little adjourned the meeting at 3:18 p.m.

Respectfully submitted by:

Amy Fuller, Assistant City Manager



MINUTES FOR REGULAR MEETING
OWOSSO CARNEGIE LIBRARY PROPERTY COMMITTEE

Thursday, April 23, 2026 at 6:00 p.m.
Owosso City Hall

MEETING CALLED TO ORDER: at 6:02 p.m.

ROLL CALL:

PRESENT: Chairman Rob Teich, Vice Chairman Justin Horvath, Tom Cook, Piper Brewer, Gary Wilson, Sean Harrington, Jeff Ferweda, and Nathan Henne, City Liaison (non-voting).

ABSENT: None.

AGENDA APPROVAL: April 23, 2026.

MOTION FOR APPROVAL OF THE AGENDA BY COOK. SECONDED BY HARRINGTON.

AYES ALL. MOTION CARRIED.

MINUTES APPROVAL: N/A — This is the first meeting of the committee.

COMMUNICATIONS

None.

ITEMS OF BUSINESS:

1. Committee Mission Statement (RESOLUTION)

The committee reviewed and discussed the proposed mission statement for the Owosso Carnegie Library Property Committee.

MOTION FOR APPROVAL OF THE COMMITTEE MISSION STATEMENT BY COOK. SECONDED BY BREWER.

AYES ALL. MOTION CARRIED.

2. Committee Rules (RESOLUTION)

The committee reviewed and discussed the proposed rules governing the operation of the committee.

MOTION FOR APPROVAL OF THE COMMITTEE RULES BY HORVATH. SECONDED BY WILSON.

AYES ALL. MOTION CARRIED.



3. Overview / History of Carnegie Library (INFORMATION)

The committee received an overview of the history of the Owosso Carnegie Library and a broader discussion of Carnegie libraries throughout Michigan and how they have been reused in other communities.

4. Deed Information and Reverter Clause Efforts To Date (INFORMATION)

The committee received information regarding the deed to the Carnegie Library property and the reverter clause contained therein. The committee had questions regarding the quiet title process. A communication from the City Attorney to the City Manager on this subject was shared with the committee.

The committee expressed a desire to hear directly from the City Attorney at the May meeting regarding the quiet title process and his efforts to date in contacting members of the Woodard family.

PUBLIC COMMENTS:

Nicky Sheldon, 619 N. Hickory Street, addressed the committee with the following comments: The disability accessibility consultant should present at a formal public meeting rather than the library walkthrough, so that members of the public have the opportunity to hear from the consultant. The Carnegie Library is an important community asset with deep ties for residents of all ages. Ms. Sheldon cautioned that when cities sell assets, the community benefit tends to be less lasting than retaining ownership for future generations.

MEMBER COMMENTS:

The committee discussed the information they would like staff to prepare for the May meeting. The following items were requested:

- Financial information regarding building utilities, maintenance costs, and related expenses.
- A copy of the existing lease agreement between the City and the library.
- A list of known maintenance needs for the building.
- Whether the property is referenced in the City’s Master Plan and, if so, in what context.
- Basic property information, including: current zoning, number of available parking spaces, any appraisal of the property on file, and building floor plans.
- Whether the City has any current or anticipated need for the space for municipal operations.

NEXT MEETING: May 28, 2026

MOTION TO ADJOURN THE MEETING MADE BY HORVATH. SECONDED BY WILSON.

AYES ALL. MEETING ADJOURNED AT 7:08 P.M.