

**CITY OF OWOSSO
REGULAR MEETING OF THE CITY COUNCIL
MONDAY, MAY 20, 2024
7:30 P.M.**

**Meeting to be held at City Hall
301 West Main Street**

AGENDA

OPENING PRAYER:

PLEDGE OF ALLEGIANCE:

ROLL CALL:

APPROVAL OF THE AGENDA:

APPROVAL OF THE MINUTES OF SPECIAL MEETING OF MAY 2, 2024:

APPROVAL OF THE MINUTES OF REGULAR MEETING OF MAY 6, 2024:

ADDRESSING THE CITY COUNCIL

1. Your comments shall be made during times set aside for that purpose.
2. Stand or raise a hand to indicate that you wish to speak.
3. When recognized, give your name and address and direct your comments and/or questions to any City official in attendance.
4. Each person wishing to address the City Council and/or attending officials shall be afforded one opportunity of up to four (4) minutes duration during the first occasion for citizen comments and questions. Each person shall also be afforded one opportunity of up to three (3) minutes duration during the last occasion provided for citizen comments and questions and one opportunity of up to three (3) minutes duration during each public hearing. Comments made during public hearings shall be relevant to the subject for which the public hearings are held.
5. In addition to the opportunities described above, a citizen may respond to questions posed to him or her by the Mayor or members of the Council, provided members have been granted the floor to pose such questions.

PROCLAMATIONS / SPECIAL PRESENTATIONS

PUBLIC HEARINGS

1. Ordinance Amendment - Washington Park PILOT. Conduct a public hearing to receive citizen comment regarding the proposed addition of Division 3, Washington Park, to Article III, Service Charge in Lieu of Taxes for Certain Housing Developments, of Chapter 32, Taxation, establishing a PILOT for the proposed Washington Park project.
2. DWSRF 5-year Project Plan. Conduct a public hearing to receive citizen comment regarding the Michigan Department of Environmental Quality Drinking Water State Revolving Fund 5-year Project Plan to replace water mains and lead service lines throughout the City and improvements to the Water Treatment Plant.
3. 2024-2025 City Budget. Conduct a public hearing pursuant to Chapter 8 of the City Charter for to receive citizen comment regarding the 2024-2025 Proposed City Budget.
Master Plan Implementation Goals: 3.4, 3.6, 3.7, 3.10, 3.13

CITIZEN COMMENTS AND QUESTIONS

CONSENT AGENDA

1. Boards and Commissions Appointments. Approve the following Mayoral Boards and Commissions appointments:

Name	Board/Commission	Term Expires
Lona Oliver*	Shiawassee District Library Board	06-30-2028
Matthew Grubb*	Zoning Board of Appeals	06-30-2027

* Indicates reappointment

2. Grant Application Authorization – MDOT Shared Streets and Spaces Grant. Approve application for the Michigan Department of Transportation Shared Streets and Spaces Grant in the amount of \$200,000.00 for sidewalk improvements to the Hugh Parker Soccer Complex sidewalks to expand the current ADA accessibility upgrades and connect the park to the City's existing sidewalk system.
Master Plan Implementation Goals: 4.5, 5.3, 6.6
3. Contract Renewal - General Engineering Services. Approve the required annual renewal of the General Engineering Services contracts with Eng., Inc., Fleis & Vandenbrink, Inc., Orchard, Hiltz & McClimint, Inc., and Spicer Group, Inc. to provide engineering services through June 30, 2025.
Master Plan Implementation Goals: 3.8
4. Change Order No. 1 – Public Safety Building Door Replacement. Approve Change Order No. 1 with HI-Quality Glass, Inc. for additional parts and labor for the replacement of six (6) doors at the public safety building in the amount of \$950.00 and authorize payment to the vendor increasing the total to \$27,440.00.
5. Change Order No. 1 – Public Safety Vehicle Equipment Changeovers. Approve Change Order No. 1 to the contract with Mid Michigan Emergency Equipment Sales and Service L.L.C. for additional equipment required during the removal, supply, and installation of public safety equipment in two new police utility vehicles in the amount of \$545.77 and authorize payment to the vendor increasing the total to \$26,878.51.
Master Plan Implementation Goals: 3.2
6. Contract Authorization – Logicalis Virtual IT. Waive competitive bidding requirements, approve a contract with Logicalis, Inc. to provide Virtual IT services not to exceed \$10,000.00 for calendar year 2024, and authorize payment to contractor according to unit prices.

ITEMS OF BUSINESS

1. BRA #23 Reimbursement Agreement – Woodland Trails/Washington Park. Consider approval of the Woodland Trails/Washington Park Reimbursement Agreement as required by PA 381.
Master Plan Goals: 1.2, 1.4, 5.11, 7.1, 7.4
2. Property Transfer – Osburn Lakes Common Areas. Consider deeding the common areas of the Osburn Lakes subdivision to the homeowner's association per the terms of the Second Purchase Agreement dated July 7, 2004.
3. Gould House Purchase Agreement Modification No. 2 – 21 Day Posting. Consider Revision No. 2 to purchase offer for the Amos Gould House, 515 N. Washington Street, in the amount of \$250,000 from Sean Harrington following a home inspection and authorize 21-day posting period for the proposed sale per the City Charter.
Master Plan Implementation Goals: 3.20

4. Policy Changes – Water and Sewer Connection Charge Policies. Consider changes to the Water and Sewer Connection Charge Policies to update fees and procedures.
Master Plan Implementation Goals: 3.4
5. Policy Changes – Miscellaneous Water Policy and Service Charges. Consider changes to the Miscellaneous Water Policy and Service Charges policy to update fees and procedures.
Master Plan Implementation Goals: 3.4
6. Policy Changes – Water & Sewer Rate Schedule. Consider changes to the Water & Sewer Rate Schedule to add rates for 8", 10", and 12" water meters, update fees for wastewater surcharges, and remove pool filling.
Master Plan Implementation Goals: 3.4
7. Policy Changes – WWTP Water Quality Monitoring Fee Schedule. Consider changes to the Owosso Mid-Shiawassee County WWTP Water Quality Monitoring Fee Schedule to update fees and procedures.
Master Plan Implementation Goals: 3.4

COMMUNICATIONS

1. Brad Barrett, Finance Director. Special Assessment Chargeback.
2. Tanya S. Buckelew, Planning & Building Director. April 2024 Building Department Report.
3. Tanya S. Buckelew, Planning & Building Director. April 2024 Code Violations Report.
4. Tanya S. Buckelew, Planning & Building Director. April 2024 Inspections Report.
5. Tanya S. Buckelew, Planning & Building Director. April 2024 Certificates Issued Report.
6. Kevin D. Lenkart, Public Safety Director. April 2024 Police Report.
7. Kevin D. Lenkart, Public Safety Director. April 2024 Fire Report.
8. Owosso Historical Commission. Minutes of May 13, 2024.

CITIZEN COMMENTS AND QUESTIONS

NEXT MEETING

Monday, June 03, 2024

BOARDS AND COMMISSIONS OPENINGS

Building Board of Appeals – Alternate - term expires June 30, 2024
Building Board of Appeals – Alternate - term expires June 30, 2025
Zoning Board of Appeals – Alternate – term expires June 30, 2024
Zoning Board of Appeals – Alternate – term expires June 30, 2025

ADJOURNMENT

The City of Owosso will provide necessary reasonable auxiliary aids and services, such as signers for the hearing impaired and audio recordings of printed materials being considered at the meeting, to individuals with disabilities at the meeting/hearing upon seventy-two (72) hours notice to the City of Owosso. Individuals with disabilities requiring auxiliary aids or services should contact the City of Owosso by writing, calling, or emailing the following: Owosso City Clerk's Office, 301 West Main Street, Owosso, MI 48867; Phone: (989) 725-0500; Email: city.clerk@ci.owosso.mi.us. The City of Owosso Website address is www.ci.owosso.mi.us.

***PLEASE TAKE NOTICE THAT THE FOLLOWING MEETING
CAN ONLY BE VIEWED VIRTUALLY***

The Owosso City Council will conduct an in-person meeting on May 20, 2024. Citizens may view and listen to the meeting using the following link and phone numbers.

**OWOSSO CITY COUNCIL
Monday, May 20, 2024
at 7:30 p.m.**

The public joining the meeting via Zoom CANNOT participate in public comment.

- **Join Zoom Meeting:**

<https://us02web.zoom.us/j/82136417503?pwd=dnkxMlRnVVlFcWEwU3lYUU91a241dz09>

Meeting ID: 821 3641 7503

Password: 545846

One tap mobile

+16469313860,,82136417503#,,, *545846# US

+13017158592,,82136417503#,,, *545846# US (Washington DC)

Dial by your location

+1 312 626 6799 US (Chicago)

+1 646 558 8656 US (New York)

+1 301 715 8592 US (Washington DC)

+1 346 248 7799 US (Houston)

+1 669 900 9128 US (San Jose)

+1 253 215 8782 US (Tacoma)

- **For video instructions visit:**

- o Signing up and Downloading Zoom <https://youtu.be/qsy2Ph6kSf8>

- o Joining a Zoom Meeting <https://youtu.be/hlkCmbvAHQQ>

- o Joining and Configuring Audio and Video <https://youtu.be/-s76QHshQnY>

- **Helpful notes for participants:** [Helpful Hints](#)

- **Meeting packets are published on the City of Owosso website** <http://www.ci.owosso.mi.us>

Any person who wishes to contact members of the City Council to provide input or ask questions on any business coming before the Council on May 20, 2024 may do so by calling or e-mailing the City Clerk's Office prior to the meeting at (989)725-0500 or city.clerk@ci.owosso.mi.us. Contact information for individual Council members can be found on the City website at: <http://www.ci.owosso.mi.us/Government/City-Council>

The City of Owosso will provide necessary reasonable auxiliary aids and services, such as signers for the hearing impaired and audio recordings of printed materials being considered at the meeting, to individuals with disabilities at the meeting/hearing upon seventy-two (72) hours notice to the City of Owosso. Individuals with disabilities requiring auxiliary aids or services should contact the City of Owosso by writing, calling, or emailing the following: Owosso City Clerk's Office, 301 West Main Street, Owosso, MI 48867; Phone: (989) 725-0500; Email: city.clerk@ci.owosso.mi.us. The City of Owosso Website address is www.ci.owosso.mi.us.

**CITY OF OWOSSO
SPECIAL MEETING OF THE CITY COUNCIL
MINUTES OF MAY 2, 2024
6:10 P.M.
ARMORY COMMUNITY ROOM
215 NORTH WATER STREET**

PRESIDING OFFICER: MAYOR ROBERT J. TEICH, JR.

PRESENT: Mayor Robert J. Teich, Jr., Mayor Pro-Tem Susan J. Osika, Councilmembers Janae L. Fear, Jerome C. Haber, Daniel A. Law, Emily S. Olson, and Nicholas L. Pidek.

ABSENT: None.

City Manager Nathan R. Henne explained the special nature of this evening's meeting saying this would be the first of what will be an annual event involving a joint meeting of the City Council, the Planning Commission, and the Downtown Development Authority/Main Street Board. This joint meeting fulfills a requirement of the Redevelopment Ready Communities (RRC) program, helping to move the City forward in its journey to obtain the RRC designation. This meeting also represents the Council's annual opportunity to meet with all of the City's Department Managers collectively.

ITEMS OF DISCUSSION

2024-2025 Recommended Budget

City Manager Henne delivered a PowerPoint presentation on the 2024-2025 Recommended Budget. Total revenues of \$38.4 million for the 24-25 FY are anticipated with expenditures currently budgeted at \$44.0 million. The resulting \$5.5 million shortfall will be absorbed by fund balance. Mr. Henne warned that the gap between taxable value and assessed value continues to grow each year making it more and more difficult to make any headway to reduce the City's long list of necessary maintenance and repairs. These structural issues with the state's tax system persist until the laws are changed. Despite these challenges, the City will continue to replace lead water service lines in the coming year, but huge increases in construction costs and cash flow issues will severely limit other plans. Smaller projects are being proposed to tackle long-standing maintenance and IT issues at City Hall. One bright spot will be the housing program which is projected to receive a \$400,000 grant this year. And a number of pieces of equipment will be purchased for the DPW using the fleet fund. After the conclusion of the presentation Councilmembers sought answers to their individual questions and discussed liability issues and funding issues, as well as trying to come up with a long-term strategy to stabilize the street system in spite of structural funding shortfalls. City Manager Henne indicated that there is still time between now and when the budget is approved to answer questions and amend the proposed budget.

CITIZEN COMMENTS AND QUESTIONS

There were no citizen comments.

NEXT MEETING

Monday, May 06, 2024 at 7:30 p.m.

BOARDS AND COMMISSIONS OPENINGS

Building Board of Appeals – Alternate - term expires June 30, 2024
Building Board of Appeals – Alternate - term expires June 30, 2025
Zoning Board of Appeals – Alternate – term expires June 30, 2024
Zoning Board of Appeals – Alternate – term expires June 30, 2025

ADJOURNMENT

The meeting adjourned at 7:31 p.m.

Robert J. Teich, Jr., Mayor

Amy K. Kirkland, City Clerk

**CITY OF OWOSSO
REGULAR MEETING OF THE CITY COUNCIL
MINUTES OF MAY 6, 2024
7:30 P.M.
VIRGINIA TEICH CITY COUNCIL CHAMBERS**

PRESIDING OFFICER: MAYOR ROBERT J. TEICH, JR.

OPENING PRAYER: PASTOR KATIE WALLEN
FIRST BAPTIST CHURCH OF OWOSSO

PLEDGE OF ALLEGIANCE: VICE COMMANDER MARK DRAYTON
VFW POST 6455

PRESENT: Mayor Robert J. Teich, Jr., Mayor Pro-Tem Susan J. Osika,
Councilmembers Janae L. Fear (8:01 p.m.), Jerome C. Haber, Daniel A.
Law, Emily S. Olson, and Nicholas L. Pidek.

ABSENT: None.

APPROVE AGENDA

Motion by Mayor Pro-Tem Osika to approve the agenda as presented with the following addition:

PROCLAMATIONS / SPECIAL PRESENTATIONS

1. Buddy Poppy Sale Kickoff.

Motion supported by Councilmember Pidek and concurred in by unanimous vote.

APPROVAL OF THE MINUTES OF REGULAR MEETING OF APRIL 15, 2024

Motion by Councilmember Pidek to approve the Minutes of the Regular Meeting of April 15, 2024 as presented.

Motion supported by Mayor Pro-Tem Osika and concurred in by unanimous vote.

APPROVAL OF THE MINUTES OF SPECIAL MEETING OF APRIL 29, 2024

Motion by Councilmember Haber to approve the Minutes of the Special Meeting of April 29, 2024 as presented.

Motion supported by Councilmember Pidek and concurred in by unanimous vote.

PROCLAMATIONS / SPECIAL PRESENTATIONS

Buddy Poppy Sale Kickoff (This item was added to the agenda.)

VFW Post 9455 Poppy Queen Helena Alto made an appearance to sell the ceremonial first Buddy Poppy to Mayor Robert J. Teich, Jr. marking the start of the annual Buddy Poppy Sale in Owosso.

PUBLIC HEARINGS

None.

CITIZEN COMMENTS AND QUESTIONS

Tom Manke, 2910 W. M-21, asked if there are any updates on the Fifth Third building, remarked about a slip and fall incident at City Hall, and said he would like to see Council take a stand on whether zoning issues should stay local or be decided by the State.

Mayor Teich said he had the pleasure of attending the soft opening of Barrister Brewery in Westown, recommending the establishment to everyone. He also thanked each of the citizens that volunteered to serve on a City board or commission.

It was noted that the City Manager provides an update on the Fifth Third building in his City Manager Report each month on the City website.

CONSENT AGENDA

Motion by Mayor Pro-Tem Osika to approve the Consent Agenda as follows:

Set Public Hearing - 2024-2025 City Budget. Set required Public Hearing pursuant to Chapter 8 of the City Charter for Monday, May 20, 2024 at 7:30 p.m. in Council Chambers at City Hall, 301 West Main Street, to receive citizen comment regarding the 2024-2025 Proposed City Budget.

Master Plan Implementation Goals: 3.4, 3.6, 3.7, 3.10, 3.13

***Set Public Hearing - DWSRF 5-year Project Plan.** Set a public hearing for Monday, May 20, 2024 at 7:30 p.m. in the City Hall Council Chambers to receive citizen comment regarding the Michigan Department of Environmental Quality Drinking Water State Revolving Fund 5-year Project Plan to replace water mains and lead service lines throughout the City and improvements to the Water Treatment Plant as follows:

RESOLUTION NO. 59-2024

SETTING A PUBLIC HEARING TO RECEIVE CITIZEN COMMENT REGARDING THE DWSRF 5 YEAR PROJECT PLAN TO REPLACE AGING INFRASTRUCTURE

WHEREAS, the City of Owosso, Shiawassee County, Michigan, has been working to detail the next phase of infrastructure improvements at the Water Treatment Plant and in the distribution system; and

WHEREAS, these improvements are required to comply with regulatory requirements and to increase the reliability of service to residents and customers, and

WHEREAS, a 5-year project plan has been developed for replacement of water mains, lead service line replacement, WTP upgrades, design/construction engineering and planning, with an estimated cost of \$81,440,000.00; and

WHEREAS, the City is seeking funding for the project from EGLE's Drinking Water State Revolving Fund (DWSRF); and

WHEREAS, the DWSRF program requires that a hearing be held to receive public comment regarding the proposed project plan.

NOW THEREFORE BE IT RESOLVED by the City Council of the City of Owosso, Shiawassee County, Michigan that:

FIRST: a public hearing is set for Monday, May 20, 2024 at 7:30 p.m. in the City Hall Council Chambers to review the City's 5-Year Project Plan for the replacement of lines and lead service lines and upgrades to the Water Treatment Plant, as required by EGLE's Drinking Water State Revolving Fund program.

Master Plan Implementation Goals: 3.4, 3.7

First Reading & Set Public Hearing – Ordinance Amendment - Washington Park PILOT. Conduct first reading and set a public hearing for Monday, May 20, 2024 at 7:30 p.m. to receive citizen comment regarding the proposed addition of Division 3, Washington Park, to Article III, *Service Charge in Lieu of Taxes for Certain Housing Developments*, of Chapter 32, Taxation, establishing a PILOT for the proposed Washington Park project as follows:

RESOLUTION NO. 60-2024

AUTHORIZING FIRST READING & SETTING A PUBLIC HEARING FOR THE PROPOSED ADDITION OF DIVISION 3, WASHINGTON PARK, TO CHAPTER 32, TAXATION, OF THE CODE OF ORDINANCES TO ESTABLISH A PILOT AGREEMENT FOR THE WASHINGTON PARK DEVELOPMENT

WHEREAS, the Shiawassee County Land Bank Authority has recently agreed to sell the vacant land on North Washington Street to Venture, Inc. of Pontiac, Michigan; and

WHEREAS Venture, Inc. plans to convert the vacant land into a residential development with residential spaces catering to people with low incomes funded in part by low-income housing tax credits; and

WHEREAS, the City of Owosso agrees to forego property tax payments on the property to assist in the financial feasibility of the project; and

WHEREAS, the City of Owosso is authorized to establish a service charge in lieu of property taxes for such developments; and

WHEREAS, said service charges are instituted by the adoption of an ordinance; and

WHEREAS, it is the long-standing practice of the City Council to hold a public hearing to receive citizen comment regarding any and all proposed ordinance amendments.

NOW, THEREFORE, BE IT RESOLVED, THAT THE CITY OF OWOSSO ORDAINS THAT:

SECTION 1. ADDITION. That Division 3, Washington Park, be added to Article III, *Service Charge in Lieu of Taxes for Certain Housing Developments*, of Chapter 32, Taxation, of the Code of Ordinances of the City of Owosso as follows:

ARTICLE III. - SERVICE CHARGE IN LIEU OF TAXES FOR CERTAIN HOUSING DEVELOPMENTS

Secs. 32-57—32-59.-Reserved.

DIVISION 3. – WASHINGTON PARK

Sec. 32-60. - Preamble.

It is acknowledged that it is a proper public purpose of the State of Michigan and its political subdivisions to provide housing for its citizens of low income and to encourage the development of such housing by providing for a service charge in lieu of property taxes in accordance with the State Housing Development Authority Act of 1966 (1966 PA 346, as amended, MCL 125.1401 et seq.). The City is authorized by this Act to establish or change the service charge to be paid in lieu of taxes by any or all classes of housing exempt from taxation under this Act at any amount it chooses not to exceed the taxes that would be paid but for this Act.

It is further acknowledged that such housing for persons of low income is a public necessity, and as the City will be benefited and improved by such housing, the encouragement of the same by providing certain real estate tax exemption for such housing is a valid public purpose; further, that the continuance of the provisions of this article for tax exemption and the service charge in lieu of taxes during the periods contemplated in this article are essential to the determination of economic feasibility of housing developments which are constructed and financed in reliance on such ordinance and service charge.

The City further acknowledges that Venture, Inc., a nonprofit corporation (a sponsor), has offered subject to receipt of a mortgage loan from the authority, to erect, own and operate a housing development identified as Washington Park on certain property located at (see legal description on file with the City Clerk) in the City to serve persons of low income, and that the sponsor has offered to pay the City on account of the development an annual service charge for public services in lieu of all taxes.

The City further acknowledges that Venture, Inc., a nonprofit corporation, has offered subject to receipt of low income housing tax credits from the authority, to erect, own and operate a housing development to the City's required standards, identified as the Washington Park on certain property located at the southwest corner of Welsey Street and Washington Street in the City, hereinafter referred to as the "Site" and further described as:

COMMENCING 358 NORTH AND 33 FEET WEST OF THE INTERSECTION OF THE SOUTH LINE OF SECTION 12 AND THE CENTERLINE OF NORTH WASHINGTON STREET; THENCE WEST 231 FEET; THENCE NORTH 6 FEET; THENCE WEST 133.7 FEET; THENCE NORTH 279 FEET; THENCE EAST 364.21 FEET; THENCE SOUTH 284 FEET TO THE POINT OF BEGINNING, PART OF THE SOUTHEAST ¼ OF THE SOUTHEAST ¼ OF SECTION 12, T7N-R2E.

Parcel Number: 050-535-000-001-00

to persons of low income, and that the sponsor has offered to pay the City on account of the development an annual service charge for public services in lieu of all taxes.

Sec. 32-61. - Definitions.

[The following words, terms and phrases, when used in this article, shall have the meanings ascribed to them in this section, except where the context clearly indicates a different meaning:]

Act means the State Housing Development Authority Act, being Public Act 346 of 1966, of the State of Michigan, as amended.

Annual shelter rents means the total collections during an agreed annual period from all occupants of a housing development representing rents or occupancy charges exclusive of charges for gas, electricity, heat or other utilities furnished to the occupants.

Authority means the Michigan State Housing Development Authority.

Contract rents are as defined by the U.S. Department of Housing and Urban Development in regulations promulgated pursuant to Section 8 of the U.S. Housing Act of 1937, as amended.

Housing development means a development which contains a significant element of housing for elderly persons of low income or persons of low income and such elements of other housing, commercial, recreational, industrial, communal, and educational facilities as the authority determines improve the quality of the development as it relates to housing for persons of low income.

HUD means the Department of Housing and Urban Development of the United States Government.

Mortgage loan means a loan to be made by the authority or Farmers Home Administration or the Department of Housing and Urban Development to a sponsor for the construction and permanent financing of a housing development or a mortgage loan insured by HUD or a federally aided mortgage

as otherwise defined by the Act.

Persons of low income means persons and families eligible to move into a housing development; families and persons who cannot afford to pay the amounts at which private enterprise, without federally- aided mortgages or loans from the authority, is providing a substantial supply of decent, safe, and sanitary housing and who fall within income limitations set in this act or by the authority in its rules. Among low income or moderate-income persons, preference shall be given to the elderly and those displaced by urban renewal, slum clearance, or other governmental action.

Sponsor means persons or entities which have applied to either the authority for a mortgage loan to finance a housing development or to another governmental entity or is a federally aided mortgage, as otherwise defined by the Act.

Utilities means fuel, water, sanitary sewer service and/or electrical service which are paid by the housing development.

Sec. 32-62. - Class of housing developments.

It is determined that the class of housing developments to which the tax exemption shall apply and for which a service charge shall be paid in lieu of such taxes shall be multiple dwellings for persons of low income which are financed or assisted by the authority or which have a federally aided mortgage, as defined in the Act. It is determined that Washington Park is of this class.

Sec. 32-63. - Establishment of annual service charge for Washington Park.

The housing development identified as Washington Park and the property on which it shall be constructed shall be exempt from all property taxes from and after the commencement of construction. The City, acknowledging that the sponsor and the authority have established the economic feasibility of the housing development in reliance upon the enactment and continuing effect of this article and the qualification of the housing development for exemption from all property taxes and a payment in lieu of taxes as established herein, and in consideration of the sponsor's offer, subject to receipt of a mortgage loan from the authority, to construct, own and operate the housing development, hereby agrees to accept payment of an annual service charge for public services in lieu of all property taxes. The annual service charges shall be equal to ONE (1) percent of the difference between contract rents actually collected and utilities.

Sec. 32-64. - Payment of service charge.

The service charge in lieu of taxes as determined under this article shall be payable in the same manner as general property taxes are payable to the City except that the annual payment shall be paid on or before March 31 of each year.

Sec. 32-65. - Duration.

The tax exempt status of a housing development approved for such status by the City council shall remain in effect and shall not terminate so long as the mortgage loan for such housing development remains outstanding and unpaid, as long as the property is subject to restrictive rents in compliance with the low income housing tax credit program administered by MSHDA, or for such period as the authority or other governmental entity has any interest in the property; provided, the construction of such housing development commences within two (2) years from the effective date the City council approves the housing development for tax exempt status as provided in this article.

Sec. 32-66. - Contractual effect.

Notwithstanding the provisions of section 15a(5) of the Act (MCL 125.1415a(5)), to the contrary, a contract between the City and the sponsor with the authority as third part beneficiary thereunder, to provide tax exemption and accept payments in lieu thereof as previously described is effected by enactment of this article.

Secs. 32-67 – 32-69. - Reserved

SECTION 2. PUBLIC HEARING. A public hearing is set for Monday, May 20, 2024 at 7:30 p.m. for the purpose of hearing citizen comment regarding the proposed amendment to the Code of Ordinances.

SECTION 3. EFFECTIVE DATE. This amendment shall become effective twenty days after passage.

SECTION 4. AVAILABILITY. This ordinance may be purchased or inspected in the city clerk's office, Monday through Friday between the hours of 9:00 a.m. and 5:00 p.m.

Master Plan Implementation Goals: 1.2, 1.4, 1.9, 1.11, 2.12, 5.11

Street Closure Request – John Hankerd for Mr. Owosso 2024 5K Run. Waive the insurance requirement, approve the request from John Hankerd for the closure of various streets for the John Hankerd for Mr. Owosso 2024 5K Run on Friday, May 31, 2024 from 5:30 p.m. to 7:00 p.m., and authorize Traffic Control Order No. 1514 formalizing the action.

Master Plan Implementation Goals: 4.2, 4.6, 5.9, 5.12

Curwood Festival Traffic Control Order. Authorize application from the Curwood Festival for use of various parking lots and streets from June 5, 2024 at 6:00 a.m. through June 10, 2024 at 6:00 a.m. for the annual Curwood Festival and further authorize Traffic Control Order No. 1515 formalizing the action.

Master Plan Implementation Goals: 4.2, 4.6, 5.9, 5.12

Boards and Commissions Appointments. Approve the following Mayoral Boards and Commissions appointments:

Name	Board/Commission	Term Expires
Michael Dowler*	City of Owosso Building Authority	06-30-2027
Kevin Maurer*	Building Board of Appeals	06-30-2026
William Gilbert*	Downtown Development Authority	06-30-2028
Allie McGuire*	Downtown Development Authority	06-30-2028
Emily Olson*	Downtown Development Authority	06-30-2028

William J. Byrne*	Downtown Historic District Commission	06-30-2027
Steven Teich*	Downtown Historic District Commission	06-30-2027
Gregory Brodeur*	LDFA/Brownfield Redevelopment Authority	06-30-2028
Janae Fear*	Planning Commission	11-09-2026
Francis Livingston*	Planning Commission	06-30-2027
Dennis Mahoney*	Parks and Recreation Commission	06-30-2026
Carol Smith*	Parks and Recreation Commission	06-30-2026
Thomas Taylor*	Zoning Board of Appeals	06-30-2027

* Indicates reappointment

Emergency Purchase Authorization – Boiler for Curwood Castle. Authorize payment to Williams Heating - Cooling, Inc. for the emergency purchase and installation of a boiler system for Curwood Castle in the amount of \$13,980.00 as follows:

RESOLUTION NO. 61-2024

AUTHORIZING PAYMENT TO WILLIAMS HEATING – COOLING, INC. FOR THE EMERGENCY PURCHASE AND INSTALLATION OF A BOILER AT CURWOOD CASTLE

WHEREAS, the City of Owosso, Shiawassee County, Michigan, opens Curwood Castle to visitors each year in early April; and

WHEREAS, the boiler for Curwood Castle failed in late March and required immediate replacement; and

WHEREAS, Williams Heating – Cooling, Inc. provided the lowest quote for installing a new boiler.

NOW THEREFORE BE IT RESOLVED by the City Council of the City of Owosso, Shiawassee County, Michigan that:

- FIRST: it concurs that it was necessary to purchase and install a boiler for Curwood Castle on an emergency basis from Williams Heating – Cooling, Inc. in the amount of \$13,980.00.
- SECOND: the accounts payable department is authorized to submit payment to Williams Heating – Cooling, Inc. for services up to the amount of \$13,980.00.
- THIRD: the above expenses shall be paid from the Owosso Historical Commission fund balance.

Master Plan Implementation Goals: 4.1, 4.16, 4.26

Change Order – Tandem Truck Cab. Approve Change Order No. 1 to purchase order #45224 with D. & K. Truck Company for the purchase of one Freightliner 108SD Plus Conventional Chassis, changing the model year requested to 2025 and increasing the contract by \$6,358.00, for a total of \$103,652.00, and further approve payment upon satisfactory delivery of equipment as follows:

RESOLUTION NO. 62-2024

AUTHORIZING CHANGE ORDER NO. 1 TO PURCHASE ORDER NO. 45224 WITH D. & K. TRUCK COMPANY FOR THE PURCHASE OF A DUMP BODY

WHEREAS, the Council of the City of Owosso, Shiawassee County, Michigan, approved Purchase Order No. 45224 for the purchase of one 2024 Freightliner 108SD Plus Tandem Dump Body from D. & K. Truck Company; and

WHEREAS, there are no more 2024 model dump bodies available for sale and the City must amend its request; and

WHEREAS, Purchase Order No. 45224 must be amended to reflect a change in the model year to 2025 and an increase in the price of \$6,358.00.

NOW THEREFORE BE IT RESOLVED by the City Council of the City of Owosso, Shiawassee County, Michigan that:

FIRST: it has heretofore determined that it is advisable, necessary and in the public interest to amend Purchase Order No. 45224 as detailed above.

SECOND: the accounts payable department is authorized to submit payment to D. & K. Truck Company in the amount of \$97,294.00, plus \$6,358.00 for Change Order No. 1, for a total of \$103,652.00 and expense from account 599-901-977.000.

***Amendment No. 2 – Professional Engineering Services Agreement.** Approve Amendment No. 2 to the professional services agreement with Fishbeck for the WWTP Solids Handling Project in the amount of \$10,000.00 and authorize payment up to the revised contract amount of \$114,000.00 upon satisfactory completion of the project or portion thereof as follows:

RESOLUTION NO. 63-2024

AUTHORIZING AMENDMENT NO. 2 TO THE

WWTP SOLIDS HANDLING PROJECT ENGINEERING SERVICES AGREEMENT

WHEREAS, the City of Owosso, Shiawassee County, Michigan, approved a contract with Fishbeck, on October 4, 2021 for the engineering of improvements to the solids/sludge handling process equipment system, known as the Wastewater Treatment Plant (WWTP) Solids Handling project, an approved 2022 SRF planned project; and

WHEREAS, the project is now underway, and an amendment is necessary to reconcile engineering work required.

NOW THEREFORE BE IT RESOLVED by the City Council of the City of Owosso, Shiawassee County, Michigan that:

FIRST: it has heretofore determined that it is advisable, necessary and in the public interest to amend the Wastewater Treatment Plant (WWTP) Solids Handling Project Engineering Services Agreement with Fishbeck increasing the contract for services to assist with the electrical system of the dewatering process and to coordinate work on the make-up air system.

SECOND: the Mayor and City Clerk are instructed and authorized to sign the document substantially in form attached as Amendment No. 2 to the Contract for Services between the City of Owosso and Fishbeck in the amount of \$10,000.00; an increase revising the total current contract amount from \$104,000.00 to \$114,000.00.

THIRD: the Accounts Payable department is authorized to pay Fishbeck for work satisfactorily completed up to the revised contract amount of \$114,000.00.

FOURTH: the above expenses shall be paid from account no. 599-901-977.000-CWSRF5710.01.

Master Plan Implementation Goals: 3.4

Check Register – April 2024. Affirm check disbursements totaling \$3,028,106.73 for April 2024.

Warrant No. 643. Authorize Warrant No. 643 as follows:

Vendor	Description	Fund	Amount
Waste Management	Services rendered April 1, 2024 – April 15, 2024	WWTP	\$11,608.59

Motion supported by Councilmember Pidek.

Roll Call Vote.

AYES: Councilmember Olson, Mayor Pro-Tem Osika, Councilmembers Haber, Pidek, Law, and Mayor Teich.

NAYS: None.

ABSENT: Councilmember Fear.

ITEMS OF BUSINESS

***Gould House Purchase Agreement Modification – 21 Day Posting**

Master Plan Implementation Goals: 3.20

City Manager Henne noted that the prospective buyers submitted a long and comprehensive list of issues with the building when they modified their offer. The Historical Commission unanimously voted to accept the modified offer.

There was discussion about whether or not the buyers will complete a rehab of the home. It was noted that the family plans on living in the home, has proposed putting down 45% of the purchase price, and they went to great effort to secure bids from local contractors for the repairs they deemed necessary.

Councilmember Olson said she thought the original price was a fixer-upper price and asked the realtor how the sales price was determined. She went on to say that she struggles with the idea that the home would be worth less than the approximately \$250,000 that was recently invested in repairs and replacements. She asked if there had been any other interest at the original sales price. Realtor Lucy Ham indicated that the house had been shown several times, but most people thought the house needed too much work. Councilmember Olson asked how the Council was supposed to sell something for less than they had just put in it. Councilmember Law said that was the reason why the City needs to sell the property. Mayor Pro-Tem Osika pointed out that the Historical Commission had tried to get more than \$237,000 but was not successful.

Councilmember Fear joined the meeting at 8:01 p.m.

Mayor Teich said the original offer had been made contingent upon inspection and the home needs extensive work. He said he would like to get more but feels the offer in front of them is a solid offer that

must be considered. It was pointed out that a recent appraisal of the home came in at less than \$237,000. Councilmember Olson said she does not like the idea of signing off on someone else's conclusion. City Manager Pidek said he understood Councilmember Olson's perspective, but the money the City spent on the home was intended only to stabilize it. He said he would love to see the City fully rehab the home, but they must also recognize that other needs in the City are substantial. He felt the offer would be a win simply because the new owners plan to rehab it.

Motion by Mayor Pro-Tem Osika to approve the revised purchase offer for the Amos Gould House, 515 N. Washington Street, in the amount of \$237,000 from Sean Harrington following a home inspection and authorize 21-day posting period for the proposed sale per the City Charter as follows:

RESOLUTION NO. 64-2024

**AUTHORIZING 21- DAY POSTING OF PURCHASE AGREEMENT
FOR THE SALE OF CITY-OWNED PROPERTY AT
515 N. WASHINGTON STREET – THE “AMOS GOULD HOUSE”**

WHEREAS, the City of Owosso, Shiawassee County, Michigan, owns parcel 050-470-033-001-00; and

WHEREAS, the City of Owosso, Shiawassee County, Michigan, has received an offer to purchase the property for two hundred and thirty-seven thousand dollars (\$237,000); and

WHEREAS, this is a revised offer following the buyer's completion of a home inspection; and

WHEREAS, the Owosso Historic Commission (OHC) recommended City Council accept this offer at their April 16, 2024 special meeting; and

WHEREAS, the OHC wishes to retain certain items of personal property still in the home.

NOW THEREFORE BE IT RESOLVED by the City Council of the City of Owosso, Shiawassee County, Michigan that:

FIRST: it has heretofore determined that it is advisable, necessary, and in the public interest to sell the aforementioned parcel to Sean Harrington of Crestwood, Kentucky in the amount of \$237,000.

SECOND: said agreement shall be posted for a period of at least twenty-one (21) days for public inspection per Section 14.3(b)(2) of the city charter.

Motion supported by Councilmember Law.

Roll Call Vote.

AYES: Mayor Pro-Tem Osika, Councilmembers Law, Haber, Pidek, and Mayor Teich.

NAYS: Councilmembers Olson and Fear.

***Consumers Energy Electric Facilities Easement**

Master Plan Implementation Goals: 1.5, 3.4

Motion by Councilmember Olson granting Consumers Energy a 30' permanent easement to construct, operate, maintain, inspect (including aerial patrol), survey, replace, reconstruct, improve, remove, relocate, change the size of, enlarge, and protect a line or lines of electric facilities in, on, over, under, across, and through a portion of 1233 E Oliver Street to service the City's Osburn wellsite as follows:

RESOLUTION NO. 65-2024

**GRANTING PERMANENT EASEMENT FOR
ELECTRIC FACILITIES TO CONSUMERS ENERGY
AT 1233 EAST OLIVER STREET**

WHEREAS, Consumers Energy desires to install electric facilities on/under City owned land to provide electric services to the City municipal wellsite at 1233 East Oliver Street; and

WHEREAS, Consumers Energy has requested the City grant permanent easement to allow for construction, operation, maintenance, and inspection of said facilities; and

WHEREAS, City staff has reviewed the request and concurs with the proposed locations; and

WHEREAS, the City of Owosso is willing to grant permanent easement for the portions of property as described in Exhibit B in the easement agreement.

NOW THEREFORE BE IT RESOLVED by the City Council of the City of Owosso, Shiawassee County, Michigan that:

FIRST: The City of Owosso has determined that it is advisable, necessary and in the public interest to grant permanent easement as outlined by the terms set forth in the attached Easement for Electric Facilities between the City of Owosso and Consumers Energy.

SECOND: The Mayor and City Clerk are instructed and authorized to execute said easement documents.

Motion supported by Councilmember Fear.

Roll Call Vote.

AYES: Councilmembers Fear, Haber, Pidek, Mayor Pro-Tem Osika, Councilmembers Law, Olson, and Mayor Teich.

NAYS: None.

MDOT Resolution of Support – M-71 (Washington Street) Reconstruction

Master Plan Implementation Goals: 5.5

City Manager Henne indicated that MDOT intends to reconstruct M-71 from Jerome Avenue to Corunna Avenue in 2025. Plans call for a reduction from four lanes to three lanes, in line with the City's Master Plan.

Councilmember Law objected to the proposed changes saying that MDOT really screwed up when they narrowed M-52, and he expects the same results if they narrow M-71. He detailed how he believes the proposed changes will impede traffic and said that making the changes would be a massive mistake. City Manager Henne indicated that the reduction made sense given that Washington Street north of Jerome is two lanes and south of Corunna Avenue is four lanes. He also pointed out that MDOT had held a meeting about the proposed lane reduction last fall and no negative comments were received.

Motion by Councilmember Olson authorizing a resolution of support for the MDOT project to reconstruct M-71 (Washington Street) from Water Street/Jerome Avenue to Corunna Avenue, including conversion of the four-lane section to a three-lane section with bike lanes as follows:

RESOLUTION NO. 66-2024

**AUTHORIZING SUPPORT OF THE MICHIGAN DEPARTMENT OF TRANSPORTATION PROJECT
ALONG M-71 (WASHINGTON STREET) FROM
CORUNNA AVENUE TO WATER STREET / JEROME AVENUE**

WHEREAS, the Michigan Department of Transportation plans road improvements along M-71 (Washington Street) from Water Street/Jerome Avenue to Corunna Avenue in the City of Owosso during the summer of 2025 construction season; and

WHEREAS, the project includes roadway reconstruction, water main, storm sewer, curb and gutter, signal modernization, sidewalk, bike lanes, and ramp improvements to comply with the Americans with Disabilities Act; and

WHEREAS, the project will also involve a conversion from four lanes to three lanes in the section of M-71 (Washington Street) from Water Street / Jerome Avenue to Corunna Avenue; and

WHEREAS, the Michigan Department of Transportation held a public hearing on Tuesday, December 5, 2023 about the project and no negative comments were received; and

WHEREAS, the Michigan Department of Transportation requests that the Owosso City Council adopt a resolution of support for the project, the conversion of the traffic lanes, and the addition of bike lanes.

NOW THEREFORE BE IT RESOLVED by the City Council of the City of Owosso, Shiawassee County, Michigan that:

FIRST: The City of Owosso does hereby support the roadway reconstruction, water main, storm sewer, curb and gutter, signal modernization, sidewalk, bike lanes, and ramp improvements proposed as a part of the MDOT reconstruction project along M-71.

SECOND: The City of Owosso supports the conversion of the four-lane section of road to a three-lane section with bike lanes from Water Street / Jerome Avenue to Corunna Avenue.

Motion supported by Councilmember Fear.

Roll Call Vote.

AYES: Councilmembers Haber, Pidek, Mayor Pro-Tem Osika, Councilmembers Olson, Fear, and Mayor Teich.

NAYS: Councilmember Law.

***MDOT Consent to Grade – 21-day Posting**

Master Plan Implementation Goals: 3.10, 3.18, 5.7, 5.26, 5.34

Motion by Councilmember Pidek authorizing twenty-one (21) day posting period for the sale of Consent to Grade rights for the City-owned property at 310 S. Washington Street in the amount of \$500.00 as follows:

RESOLUTION NO. 67-2024

**RESOLUTION AUTHORIZING 21- DAY POSTING OF PURCHASE AGREEMENT FOR
GRADING RIGHTS ALONG RIVER TRAIL – MDOT M-71 PROJECT**

WHEREAS, the City of Owosso, Shiawassee County, Michigan, owns the James S. Miner River Walk; and

WHEREAS, the City of Owosso, Shiawassee County, Michigan, has received an offer to purchase the grading rights for a small portion of the trail near the Washington Street Bridge, commonly known as 310 S. Washington Street, for five hundred dollars (\$500); and

WHEREAS, these grading rights have not been actively marketed, thereby triggering the 21-day public inspection period set forth in Section 14.3(2) of the Owosso City Charter; and

WHEREAS, the Michigan Department of Transportation (MDOT) wishes to purchase the grading rights to facilitate the M-71 rehabilitation project; and

WHEREAS, it has been determined that this activity will not adversely affect the public's use of the river walk.

NOW THEREFORE BE IT RESOLVED by the City Council of the City of Owosso, Shiawassee County, Michigan that:

FIRST: it has theretofore determined that it is advisable, necessary, and in the public interest to post the purchase agreement for the property described above for a 21-day period to allow for citizen comment and other offers per Section 14.3(B)(2) of the City Charter.

SECOND: the proposed agreement be returned to Council at the meeting of Monday, June 3, 2024 for potential final disposition.

Motion supported by Mayor Pro-Tem Osika.

Roll Call Vote.

AYES: Councilmembers Law, Fear, Haber, Pidek, Mayor Pro-Tem Osika, Councilmember Olson, and Mayor Teich.

NAYS: None.

Lot Split Authorization – VL on Howard Street

Motion by Mayor Pro-Tem Osika authorizing the division of a City lot under the Michigan Subdivision Control Act for platted lot known as Parcel # 050-651-000-004-00, vacant land located on Howard Street as follows:

Current Description:

Address	Status	Parcel #1
VL on Howard Street	Before Split	050-651-000-004-00
Description: RESERVE 8 (EX W 120') AL WILLIAMS ADD TO THE CITY		

Description After Split – Parent Parcel:

Address	Status	Parcel #1
V/L on Howard Street	After Split	050-651-000-004-00
Description:		

Part of Reserve 8 of "A.L. Williams' Addition to the City of Owosso," according to that plat thereof as recorded in Plat Liber 1, Page 110, Shiawassee County Records, described as beginning at a point that is S00°39'59"W 1522.28 feet from the Northeast corner of Section 24, T7N-R2E, said point of beginning being the Southeast corner of said Reserve 8; thence N71°19'40"W on the Northerly right-of-way line of Howard Street a distance of 353.92 feet; thence N01°00'47"E 83.76 feet to the Southerly right-of-way line of the former Toledo-Ann Arbor Railroad; thence on said right-of-way line on a curve to the right having a radius of 1385.50 feet, a central angle of 15°21'57" and a chord bearing and distance of S64°27'27"E 370.46 feet; thence S00°39'59"W 37.33 feet to the point of beginning, containing 0.54 of an acre, more or less. Subject to all easements and restrictions of record.

Description After Split – New Parcel:

Address	Status	Parcel #2
V/L on E. Howard Street	After Split	050-651-000-034-00
Description: Part of Reserve 8 of "A.L. Williams' Addition to the City of Owosso," according to that plat thereof as recorded in Plat Liber 1, Page 110, Shiawassee County Records, described as beginning at a point that is S00°39'59"W 1522.28 feet to the Southeast corner of Reserve 8 and N71°19'40"W on the Northerly right-of-way line of Howard Street a distance of 353.92 feet from the Northeast corner of Section 24, T7N-R2E; thence continuing N71°19'40"W 459.74 feet; thence N01°11'14"E on a line which is 120.00 feet East of and parallel with the East line of Washington Street a distance of 26.78 feet to the Southerly right-of-way line of the former Toledo-Ann Arbor Railroad; thence S79°59'36"E on said right-of-way line a distance of 254.92 feet; thence continuing on said right-of-way line on a curve to the right having a radius of 1385.50 feet, a central angle of 7°54'20" and a chord bearing and distance of S76°05'32"E 191.02 feet; thence S01°00'47"W 83.76 feet to the point of beginning, containing 0.60 of an acre, more or less. Subject to all easements and restrictions of record.		

Motion supported by Councilmember Pidek.

Roll Call Vote.

AYES: Councilmembers Pidek, Olson, Haber, Fear, Mayor Pro-Tem Osika, Councilmember Law, and Mayor Teich.

NAYS: None.

Marijuana License Transfer Requests – 1115 Corunna Avenue

Master Plan Implementation Goals: 1.17

Motion by Councilmember Olson authorizing the transfer in ownership of the Medical Marihuana Provisioning Center License and the Adult Use Recreational Retail License located at 1115 Corunna Avenue from Classic Roots Farm dba DCAD, LLC to Hazed Owosso, LLC as follows:

RESOLUTION NO. 68-2024

**AUTHORIZATION TO TRANSFER THE MEDICAL MARIHUANA PROVISIONING
LICENSE AND ADULT USE RECREATIONAL RETAIL LICENSE FROM
CLASSIC ROOTS FARM dba DCAD, LLC TO HAZED OWOSSO, LLC**

WHEREAS, Classic Roots Farm dba DCAD, LLC has been operating a Medical Marihuana Provisioning Center and Adult Use Recreational Retail store at 1115 Corunna Avenue, Owosso since April of 2022; and

WHEREAS, the City Council approved Ordinance Nos. 817 & 818 in May of 2021 to allow the transfer of Medical Marihuana Facilities Licenses and Recreational Marijuana Establishment Licenses with the consent of City Council; and

WHEREAS, Classic Roots Farm dba DCAD, LLC desires to transfer its Medical Marihuana License and the Adult Use Recreational Retail License to Hazed Owosso, LLC; and

WHEREAS, the request is for the license transfer only as the building at 1115 Corunna Avenue is not owned by Hazed Owosso, LLC.

NOW THEREFORE BE IT RESOLVED by the City Council of the City of Owosso, Shiawassee County, Michigan that:

FIRST: it has heretofore determined that it is advisable, necessary, and in the public interest to transfer the Medical Marihuana Provisioning License and the Adult Use Recreational Retail License from Classic Roots Farm dba DCAD, LLC to Hazed Owosso, LLC.

Motion supported by Mayor Pro-Tem Osika.

Roll Call Vote.

AYES: Councilmembers Pidek, Law, Haber, Olson, Mayor Pro-Tem Osika, Councilmember Fear, and Mayor Teich.

NAYS: None.

Brush Burning at Aiken Road Site

Motion by Councilmember Pidek approving the conduct of controlled burns at the City-owned Aiken Road Brush Site to cost-efficiently reduce the volume of brush at the site as follows:

RESOLUTION NO. 69-2024

AUTHORIZING THE BURNING OF BRUSH AT THE AIKEN ROAD BRUSH SITE

WHEREAS, the City of Owosso, Shiawassee County, Michigan, has seen a massive influx of brush at the City's Aiken Road Brush Site; and

WHEREAS, this brush needs to be managed and handled with limited funding; and

WHEREAS, the City is seeking permission to hold controlled burns at the City's Aiken Road Brush Site, away from residents, now and into the foreseeable future as a means of cost effectively disposing of excess brush; and

WHEREAS, the City of Owosso's Director of Public Services & Utilities has worked in cooperation with City of Owosso staff, including the Owosso Fire Department, and recommends the controlled brush burns.

NOW THEREFORE BE IT RESOLVED by the City Council of the City of Owosso, Shiawassee County, Michigan that:

FIRST: it has heretofore determined that it is advisable, necessary and in the public interest to approve controlled burns at the City's Aiken Road Brush Site by the Department of Public Works, in coordination with the Fire Department.

Motion supported by Mayor Pro-Tem Osika.

Roll Call Vote.

AYES: Councilmembers Law, Haber, Pidek, Mayor Pro-Tem Osika, and Mayor Teich.

NAYS: Councilmembers Olson and Fear.

COMMUNICATIONS

Brad A. Barrett, Finance Director. Revenue & Expenditure Report – March 2024.
Brownfield Authority. Minutes of March 6, 2024.
Planning Commission. Minutes of March 25, 2024.
Owosso Historical Commission. Minutes of April 16, 2024 Special Meeting.
Planning Commission. Minutes of April 22, 2024.
WWTP Review Board. Minutes of April 23, 2024.
Parks & Recreation Commission. Minutes of April 24, 2024.
Councilmember Law left the meeting at 8:40 p.m.

CITIZEN COMMENTS AND QUESTIONS

Tom Manke, 2910 W. M-21, complained that the City Manager Report is not available on the City website. He wanted to know when the City would step in and demand action.

Don Michaels, E. Wesley Drive, said his property is immediately adjacent to the City limits and changes to nearby properties in the City have caused flooding on his land. He asked when the City would do something about it.

Ross Michaels, E. Wesley Drive, said he has seen situations like this play out in court to the detriment of the city. He suggested the City get ahead of the problem.

Councilmember Pidek noted the City Manager Report can be found at <http://www.ci.owosso.mi.us/Departments-Services/City-Manager>.

NEXT MEETING

Monday, May 20, 2024

BOARDS AND COMMISSIONS OPENINGS

Building Board of Appeals – Alternate - term expires June 30, 2024
Building Board of Appeals – Alternate - term expires June 30, 2025
Zoning Board of Appeals – Alternate – term expires June 30, 2024
Zoning Board of Appeals – Alternate – term expires June 30, 2025

ADJOURNMENT

Motion by Mayor Pro-Tem Osika for adjournment at 8:51 p.m.

Motion supported by Councilmember Fear and concurred in by unanimous vote.

Robert J. Teich, Jr., Mayor

Amy K. Kirkland, City Clerk

*Due to their length, text of marked items is not included in the minutes. Full text of these documents is on file in the Clerk's Office.



301 W. MAIN • OWOSSO, MICHIGAN 48867-2958 • (989) 725-0599 • FAX (989) 723-8854

MEMORANDUM

DATE: April 30, 2024

TO: OWOSSO CITY COUNCIL

FROM: Nathan Henne, City Manager

RE: Washington Park Development Project (Corner of N Washington St and Wesley Dr) - PILOT Ordinance – Schedule Public Hearing for May 20, 2024

The Owosso Planning Commission has approved a site plan for 16 townhomes on 2.5 acres at the corner of N Washington St and Wesley Dr. This housing development project is linked via a brownfield plan to the Woodland Trails condominium development – a plan which was approved by the County and the City in early 2024. The Washington Park development has been awarded LIHTC tax credits.

This agenda item will set the public hearing to receive comment on the required Payment in Lieu of Taxes (PILOT) ordinance for the Washington Park Development Project for May 20, 2024 at 7:30 P.M.

Zoning

The property is zoned Residential Multi Family and required site plan approval by the Planning Commission. That approval was granted at their April 2024 meeting.

Payment in Lieu of Taxes (PILOT)

Concerning the PILOT, this is a standard request with housing projects that meet a public need for affordable housing. The project has been approved by the Michigan State Housing Development Authority for low income housing tax credits (LIHTC). These credits are the financial assistance that enable the provision of affordable rents.

This 1% PILOT Ordinance means that the owner will pay the city a sum that is calculated based upon the gross rents less utilities - instead of paying ad-valorem taxes.

The attached Estimated PILOT Calculation gives you an idea of the average tax assessment on a property with an SEV of \$50,000 and gives an example of a possible PILOT on the property with a max schedule of 45 years.

I recommend setting the public hearing for this PILOT ordinance for the Washington Park housing development project for May 20, 2024 at 7:30 P.M.



ORDINANCE NO.

ADDITION OF DIVISION 3, *WASHINGTON PARK*, TO CHAPTER 32, TAXATION, OF THE CODE OF ORDINANCES TO ESTABLISH A PILOT AGREEMENT FOR THE WASHINGTON PARK DEVELOPMENT

WHEREAS, the Shiawassee County Land Bank Authority has recently agreed to sell the vacant land on North Washington Street to Venture, Inc. of Pontiac, Michigan; and

WHEREAS Venture, Inc. plans to convert the vacant land into a residential development with residential spaces catering to people with low incomes funded in part by low-income housing tax credits; and

WHEREAS, the City of Owosso agrees to forego property tax payments on the property to assist in the financial feasibility of the project; and

WHEREAS, the City of Owosso is authorized to establish a service charge in lieu of property taxes for such developments; and

WHEREAS, said service charges are instituted by the adoption of an ordinance; and

WHEREAS, the City Council held a public hearing on May 20, 2024, [heard all interested persons](#), and deliberated on the proposed ordinance addition.

NOW, THEREFORE, BE IT RESOLVED, THAT THE CITY OF OWOSSO, SHIAWASSEE COUNTY, MICHIGAN ORDAINS THAT:

SECTION 1. ADDITION. That Division 3, *Washington Park*, be added to Article III, *Service Charge in Lieu of Taxes for Certain Housing Developments*, of Chapter 32, Taxation, of the Code of Ordinances of the City of Owosso as follows:

ARTICLE III. - SERVICE CHARGE IN LIEU OF TAXES FOR CERTAIN HOUSING DEVELOPMENTS

Secs. 32-57—32-59.-Reserved.

DIVISION 3. – WASHINGTON PARK

Sec. 32-60. - Preamble.

It is acknowledged that it is a proper public purpose of the State of Michigan and its political subdivisions to provide housing for its citizens of low income and to encourage the development of such housing by providing for a service charge in lieu of property taxes in accordance with the State Housing Development Authority Act of 1966 (1966 PA 346, as amended, MCL 125.1401 et seq.). The City is authorized by this Act to establish or change the service charge to be paid in lieu of taxes by any or all classes of housing exempt from taxation under this Act at any amount it chooses not to exceed the taxes that would be paid but for this Act.

It is further acknowledged that such housing for persons of low income is a public necessity, and as the City will be benefited and improved by such housing, the encouragement of the same by providing certain real estate tax exemption for such housing is a valid public purpose; further, that the continuance of the provisions of this article for tax exemption and the service charge in lieu of taxes during the periods contemplated in this article are essential to the determination of economic feasibility of housing developments which are constructed and financed in reliance on such ordinance and service charge.

The City further acknowledges that Venture, Inc., a nonprofit corporation (a sponsor), has offered subject to receipt of a mortgage loan from the authority, to erect, own and operate a housing development identified as Washington Park on certain property located at (see legal description on file with the City Clerk) in the City to serve persons of low income, and that the sponsor has offered to pay the City on account of the development an annual service charge for public services in lieu of all taxes.

The City further acknowledges that Venture, Inc., a nonprofit corporation, has offered subject to receipt of low income housing tax credits from the authority, to erect, own and operate a housing development to the City's required standards, identified as the Washington Park on certain property located at the southwest corner of Welsey Street and Washington Street in the City, hereinafter referred to as the "Site" and further described as:

COMMENCING 358 NORTH AND 33 FEET WEST OF THE INTERSECTION OF THE SOUTH LINE OF SECTION 12 AND THE CENTERLINE OF NORTH WASHINGTON STREET; THENCE WEST 231 FEET; THENCE NORTH 6 FEET; THENCE WEST 133.7 FEET; THENCE NORTH 279 FEET; THENCE EAST 364.21 FEET; THENCE SOUTH 284 FEET TO THE POINT OF BEGINNING, PART OF THE SOUTHEAST $\frac{1}{4}$ OF THE SOUTHEAST $\frac{1}{4}$ OF SECTION 12, T7N-R2E.

Parcel Number: 050-535-000-001-00

to persons of low income, and that the sponsor has offered to pay the City on account of the development an annual service charge for public services in lieu of all taxes.

Sec. 32-61. - Definitions.

[The following words, terms and phrases, when used in this article, shall have the meanings ascribed to them in this section, except where the context clearly indicates a different meaning:]

Act means the State Housing Development Authority Act, being Public Act 346 of 1966, of the State of Michigan, as amended.

Annual shelter rents means the total collections during an agreed annual period from all occupants of a housing development representing rents or occupancy charges exclusive of charges for gas, electricity, heat or other utilities furnished to the occupants.

Authority means the Michigan State Housing Development Authority.

Contract rents are as defined by the U.S. Department of Housing and Urban Development in regulations promulgated pursuant to Section 8 of the U.S. Housing Act of 1937, as amended.

Housing development means a development which contains a significant element of housing for elderly persons of low income or persons of low income and such elements of other housing, commercial, recreational, industrial, communal, and educational facilities as the authority determines improve the quality of the development as it relates to housing for persons of low income.

HUD means the Department of Housing and Urban Development of the United States Government.

Mortgage loan means a loan to be made by the authority or Farmers Home Administration or the Department of Housing and Urban Development to a sponsor for the construction and permanent financing of a housing development or a mortgage loan insured by HUD or a federally aided mortgage

as otherwise defined by the Act.

Persons of low income means persons and families eligible to move into a housing development;

families and persons who cannot afford to pay the amounts at which private enterprise, without federally- aided mortgages or loans from the authority, is providing a substantial supply of decent, safe, and sanitary housing and who fall within income limitations set in this act or by the authority in its rules. Among low income or moderate income persons, preference shall be given to the elderly and those displaced by urban renewal, slum clearance, or other governmental action.

Sponsor means persons or entities which have applied to either the authority for a mortgage loan to finance a housing development or to another governmental entity or is a federally-aided mortgage, as otherwise defined by the Act.

Utilities means fuel, water, sanitary sewer service and/or electrical service which are paid by the housing development.

Sec. 32-62. - Class of housing developments.

It is determined that the class of housing developments to which the tax exemption shall apply and for which a service charge shall be paid in lieu of such taxes shall be multiple dwellings for persons of low income which are financed or assisted by the authority or which have a federally aided mortgage, as defined in the Act. It is determined that Washington Park is of this class.

Sec. 32-63. - Establishment of annual service charge for Washington Park.

The housing development identified as Washington Park and the property on which it shall be constructed shall be exempt from all property taxes from and after the commencement of construction. The City, acknowledging that the sponsor and the authority have established the economic feasibility of the housing development in reliance upon the enactment and continuing effect of this article and the qualification of the housing development for exemption from all property taxes and a payment in lieu of taxes as established herein, and in consideration of the sponsor's offer, subject to receipt of a mortgage loan from the authority, to construct, own and operate the housing development, hereby agrees to accept payment of an annual service charge for public services in lieu of all property taxes. The annual service charges shall be equal to ONE (1) percent of the difference between contract rents actually collected and utilities.

Sec. 32-64. - Payment of service charge.

The service charge in lieu of taxes as determined under this article shall be payable in the same manner as general property taxes are payable to the City except that the annual payment shall be paid on or before March 31 of each year.

Sec. 32-65. - Duration.

The tax exempt status of a housing development approved for such status by the City council shall remain in effect and shall not terminate so long as the mortgage loan for such housing development remains outstanding and unpaid, as long as the property is subject to restrictive rents in compliance with the low income housing tax credit program administered by MSHDA, or for such period as the authority or other governmental entity has any interest in the property; provided, the construction of such housing development commences within two (2) years from the effective date the City council approves the housing development for tax exempt status as provided in this article.

Sec. 32-66. - Contractual effect.

Notwithstanding the provisions of section 15a(5) of the Act (MCL 125.1415a(5)), to the contrary, a contract between the City and the sponsor with the authority as third part beneficiary thereunder, to provide tax exemption and accept payments in lieu thereof as previously described is effected by enactment of this article.

Secs. 32-67 – 32-69. - Reserved

SECTION 2. EFFECTIVE DATE. This amendment shall become effective June 10, 2024.

SECTION 3. AVAILABILITY. This ordinance may be purchased or inspected in the city clerk's office, Monday through Friday between the hours of 9:00 a.m. and 5:00 p.m.

Washington Park
 Venture Washington LDHA LP
 16 Townhome Units - Lease to Purchase

Sample Tax Summary in Owosso
\$50,000 Taxable Value (SEV)

		All Taxes	City Portion
		50	
City Operating	12.6919	634.60	634.60
City Debt	2.0646	103.23	103.23
State Education	6.0000	300.00	-
County Operating	5.4220	271.10	-
PA 298	1.0000	50.00	50.00
Admin Fee		13.59	13.59
Shia MCF	1.9679	98.40	-
Seniors	0.5000	25.00	-
Veterans PA 214	0.1000	5.00	5.00
Veterans Voted	0.1956	9.78	9.78
MSU Extension	0.0760	3.80	-
SRES D - 3	5.3644	268.22	-
School Oper	18.0000	-	-
School Sinking	1.9588	97.94	
Library	1.1798	58.99	58.99
School Debt	4.7000	235.00	-
Admin Fee	-	8.02	8.02
Total Estimate	<u>61.2210</u>	<u>2,182.66</u>	<u>883.21</u>
		City Portion -	40.5%

PILOT Calculation

		Calculation	Non-City	City Portion
Total Gross Rents		<u>165,480</u>		
Less Vacancy	7%	(11,584)		
Less Water & Sewer		<u>(14,880)</u>		
Net Collected Rents		139,016		
PILOT Percentage		<u>1%</u>		
PILOT Payment		<u>1,390</u>	<u>828</u>	<u>563</u>

Washington Park
Venture Washignton LDHA LP
16 Townhome Units - Lease to Purchase

PILOT Projections

		Projected Rent Increase %	Total PILOT Amount	Non-City Portion	City Portion	Total Payments To Owosso
PILOT Approved						
2023				Development Time		
2024-2025				Construction and Lease up Time		
PILOT Starts						
Year 1	12/31/2026	n/a	1,390	828	563	563
Year 2	12/31/2027	2.00%	1,418	844	574	1,136
Year 3	12/30/2028	2.00%	1,446	861	585	1,722
Year 4	12/30/2029	2.00%	1,475	878	597	2,319
Year 5	12/31/2030	2.00%	1,505	896	609	2,927
Year 6	12/31/2031	2.00%	1,535	914	621	3,548
Year 7	12/30/2032	2.00%	1,566	932	633	4,182
Year 8	12/30/2033	2.00%	1,597	951	646	4,828
Year 9	12/31/2034	2.00%	1,629	970	659	5,487
Year 10	12/31/2035	2.00%	1,661	989	672	6,159
Year 11	12/30/2036	2.00%	1,695	1,009	686	6,845
Year 12	12/30/2037	2.00%	1,728	1,029	699	7,545
Year 13	12/31/2038	2.00%	1,763	1,050	713	8,258
Year 14	12/31/2039	2.00%	1,798	1,071	728	8,986
Year 15	12/30/2040	2.00%	1,834	1,092	742	9,728
Year 16	12/30/2041	2.00%	1,871	1,114	757	10,485
Year 17	12/31/2042	2.00%	1,908	1,136	772	11,257
Year 18	12/31/2043	2.00%	1,947	1,159	788	12,045
Year 19	12/30/2044	2.00%	1,985	1,182	803	12,848
Year 20	12/30/2045	2.00%	2,025	1,206	819	13,668
Year 21	12/31/2046	2.00%	2,066	1,230	836	14,504
Year 22	12/31/2047	2.00%	2,107	1,254	853	15,356
Year 23	12/30/2048	2.00%	2,149	1,280	870	16,226
Year 24	12/30/2049	2.00%	2,192	1,305	887	17,113
Year 25	12/31/2050	2.00%	2,236	1,331	905	18,018
Year 26	12/31/2051	2.00%	2,281	1,358	923	18,941
Year 27	12/30/2052	2.00%	2,326	1,385	941	19,882
Year 28	12/30/2053	2.00%	2,373	1,413	960	20,842
Year 29	12/31/2054	2.00%	2,420	1,441	979	21,822
Year 30	12/31/2055	2.00%	2,469	1,470	999	22,821
Year 31	12/30/2056	2.00%	2,518	1,499	1,019	23,839
Year 32	12/30/2057	2.00%	2,568	1,529	1,039	24,879
Year 33	12/31/2058	2.00%	2,620	1,560	1,060	25,939
Year 34	12/31/2059	2.00%	2,672	1,591	1,081	27,020
Year 35	12/30/2060	2.00%	2,726	1,623	1,103	28,123
Year 36	12/30/2061	2.00%	2,780	1,655	1,125	29,248
Year 37	12/31/2062	2.00%	2,836	1,688	1,147	30,396
Year 38	12/31/2063	2.00%	2,892	1,722	1,170	31,566
Year 39	12/30/2064	2.00%	2,950	1,756	1,194	32,760
Year 40	12/30/2065	2.00%	3,009	1,792	1,218	33,978
Year 41	12/31/2066	2.00%	3,070	1,827	1,242	35,220
Year 42	12/31/2067	2.00%	3,131	1,864	1,267	36,487
Year 43	12/30/2068	2.00%	3,194	1,901	1,292	37,779
Year 44	12/30/2069	2.00%	3,257	1,939	1,318	39,097
Year 45	12/31/2070	2.00%	3,323	1,978	1,344	40,441



MEMORANDUM

301 W MAIN ST • OWOSSO, MICHIGAN 48867-2958 • WWW.CI.OWOSSO.MI.US

DATE: May 20, 2024

TO: Mayor Teich and the Owosso City Council

FROM: Amy K. Kirkland, City Clerk

SUBJECT: Feedback regarding public hearing(s)

FEEDBACK RECEIVED TO DATE:

1. Ordinance Amendment – Washington Park PILOT
 - a. No written communication received to date
 - b. No email responses received to date
 - c. No phone responses received to date
2. DWSRF 5-Year Project Plan
 - a. No written communication received to date
 - b. No email responses received to date
 - c. No phone responses received to date
3. 2024-2025 City Budget
 - a. No written communication received to date
 - b. No email responses received to date
 - c. No phone responses received to date

The Argus Press Company

201 E. Exchange Street
Owosso, Michigan 48867
Phone (989) 725-5136 • Fax (989) 725-6376

Thomas E. Campbell, President & Publisher

**CITY OF OWOSSO
PUBLIC HEARING NOTICE
NOTICE OF PROPOSED ADDITION
OF DIVISION 3 OF ARTICLE III,
SERVICE CHARGE IN LIEU OF
TAXES FOR CERTAIN HOUSING
DEVELOPMENTS TO CHAPTER
32, TAXATION, OF THE CODE OF
ORDINANCES**

The City Council of the City of Owosso shall conduct a public hearing on **Monday, May 20, 2024 at 7:30 p.m.** at Owosso City Hall, 301 West Main Street, Owosso, Michigan to receive public comment regarding the proposed addition to Chapter 32, Taxation, Article III, Service Charge in Lieu of Taxes for Certain Housing Developments, of the Code of Ordinances of the City of Owosso adding Division 3, for the proposed Washington Park development. This Ordinance may be purchased or inspected in the City Clerk's Office Monday through Friday between the hours of 9:00 a.m. and 5:00 p.m. or may be viewed in its entirety on the City's website at www.ci.owosso.mi.us.

Written comments may be submitted to the City Clerk's Office at City Hall, 301 West Main Street, Owosso, Michigan 48867 or to city.clerk@ci.owosso.mi.us prior to the meeting. Verbal comments may be recorded on the City Council voicemail at 989-725-0596 or made at the meeting.

Questions regarding the proposed amendment should be directed to: Nathan Henne, City Manager, 989-725-0568, nathan.henne@ci.owosso.mi.us.

Staff will be available fifteen minutes prior to the start of the meeting to answer any questions you might have regarding the proposed ordinance amendment. This will allow staff the time to answer your questions or quickly research the issue prior to the meeting. You will then have the opportunity to address the City Council regarding the issue at the time of the Public Hearing portion of the meeting.

Amy K. Kirkland, CMC
Owosso City Clerk

The City of Owosso will provide necessary reasonable auxiliary aids and services, such as signers for the hearing impaired and audio recordings of printed materials being considered at the meeting, to individuals with disabilities at the meeting/hearing upon seventy-two (72) hours' notice to the City of Owosso. Individuals with disabilities requiring auxiliary aids or services should contact the City of Owosso by writing or calling the following: Amy K. Kirkland, City Clerk, 301 West Main Street, Owosso, Michigan 48867, (989) 725-0500. The City of Owosso website address is: www.ci.owosso.mi.us
Publish: May 16, 2024

AFFIDAVIT OF PUBLICATION

**In the matter of Public Hearing Notice - City of
Owosso**


STATE OF MICHIGAN }

} ss Thomas E. Campbell

County of Shiawassee }

Being first duly sworn, says that he is the Publisher of **THE ARGUS-PRESS**, a newspaper published in the English language for the dissemination of local or transmitted news and intelligence of a general character and legal news, which is a duly qualified newspaper and that annexed hereto is a copy of a certain order taken from said newspaper, in which the order was published on the 10th day of May, A.D., 2024.

SIGNED



Subscribed and sworn to before me
this 10th day of May A.D., 2024

Sheila R. Mondeau

Sheila R. Mondeau, Notary Public
Shiawassee County, Michigan
My Commission expires: March 17, 2028



MEMORANDUM

301 W MAIN ST • OWOSSO, MICHIGAN 48867-2958 • WWW.CI.OWOSSO.MI.US

DATE: May 6, 2024

TO: Mayor Teich and the Owosso City Council

FROM: Ryan E. Suchanek, Director of Public Services & Utilities

SUBJECT: Setting Public Hearing for Drinking Water State Revolving Fund (DWSRF) 5 Year Project Plan

RECOMMENDATION:

Set a public hearing to receive citizen comment regarding the Michigan Department of Environment, Great Lakes, and Energy (EGLE) DWSRF 5 Year Project Plan to replace aging infrastructure and to maintain a constant supply of quality drinking water.

BACKGROUND:

The City of Owosso will hold a public hearing on proposed improvements to replace aging infrastructure and plans to maintain a constant supply of quality drinking water, including its Water Treatment Plant, and infrastructure throughout the City, for the purpose of receiving comments from interested persons. The hearing will be held during the Owosso City Council meeting on Monday, May 20, 2024 starting at 7:30 P.M. in the City Hall Council Chambers, 301 West Main Street, Owosso, Michigan 48867.

The purpose of the proposed project plan is to address improvements to infrastructure to comply with regulatory requirements and increase reliability of service to residents and customers.

Total cost of the proposed project plan is estimated at \$81,440,000.00, to be paid from user charges during the 20 to 30 year life of the low interest loans. The project plan will include: replacing water mains, lead service line replacement, Water Treatment Plant Upgrades, design/construction engineering and planning. The proposed projects will occur within the WTP site and throughout the City.

City staff has prepared required project plan for the State of Michigan in cooperation with EGLE regulatory guidelines.

Attachment: Resolution

Submitted by: Ryan E. Suchanek, Director of Public Services & Utilities

**A RESOLUTION ADOPTING A FINAL PROJECT PLANNING DOCUMENT
FOR WATER SYSTEM IMPROVEMENT PROJECTS AND
DESIGNATING AN AUTHORIZED PROJECT REPRESENTATIVE**

WHEREAS, the City of Owosso recognizes the need to make water system improvements; and

WHEREAS, the City of Owosso authorized Fishbeck to prepare a Project Planning Document, which recommends the above water system improvements; and

WHEREAS, said Project Planning Document was presented at a public meeting held on May 20, 2024, at 7:30 p.m. and all public comments have been considered and addressed;

NOW, THEREFORE BE IT RESOLVED, that the City of Owosso formally adopts said Project Planning Document and agrees to implement the water system improvements (Selected Alternatives).

BE IT FURTHER RESOLVED, that the Director of Public Services and Utilities, a position currently held by Ryan Suchanek, is designated as the authorized representative for all activities associated with the project referenced above, including the submittal of said Project Planning Document as the first step in applying to the State of Michigan for a revolving fund loan to assist in the implementation of the selected alternatives.

Yeas:

Nays:

Abstain:

Absent:

I hereby certify that the foregoing is a true transcript of the action of the City Commission of the City of Owosso, Michigan, in public session held on May 20, 2024.

BY: _____

Name (please print or type)

Title

Signature

Date

Water System Improvements Drinking Water State Revolving Fund 2025 Project Planning Document

City of Owosso

Project No.: 240369
May 8, 2024

Water System Improvements Drinking Water State Revolving Fund 2025 Project Planning Document

**Prepared For:
City of Owosso
Owosso, Michigan**

**May 8, 2024
Project No. 240369**

1.0	Introduction.....	1
2.0	Project Background	3
2.1	Delineation of Study Area	3
2.2	Land Use	3
2.3	Population Projections.....	4
2.4	Water Demand.....	5
2.5	Existing Facilities	7
2.5.1	Raw Water Supply	7
2.5.2	Water Treatment Plant	8
2.5.3	Distribution System	10
2.6	Summary of Project Need – Raw Water Supply.....	11
2.6.1	LW-1 and PS-W2 Wellhouse Building and Mechanical Equipment Improvements.....	11
2.6.2	PS-W1 Abandonment	12
2.7	Summary of Project Need – Water Treatment Plant.....	12
2.7.1	Electrical Grounding and Equipment Deficiencies.....	12
2.7.2	Underground Storage Reservoir	13
2.7.3	High Service Pumping.....	13
2.7.4	Chlorine Feed.....	13
2.8	Summary of Project Need – Distribution System.....	14
2.8.1	Transmission Mains and River Crossings	14
2.8.2	Water Main	15
2.8.3	Booster Station	15
2.8.4	LSL Replacement.....	16
2.9	Compliance with Drinking Water Standards	16
2.10	Orders or Enforcement Actions.....	16
2.11	Drinking Water Quality Problems.....	16
2.12	Projected Needs for the Next 20 Years	16
3.0	Analysis of Alternatives	17
3.1	Raw Water Supply.....	17
3.1.1	LW-1 and PS-W2 Wellhouse Building and Mechanical Equipment Improvements.....	17
3.1.2	PS-W1 Abandonment	18
3.2	Water Treatment Plant.....	18
3.2.1	Electrical Grounding and Equipment Improvements	18
3.2.2	Storage Reservoir, High Service Pumping, and Transfer Pumping Improvements.....	19
3.2.3	Chlorine Feed Improvements.....	20
3.3	Distribution System.....	21
3.3.1	Transmission Main and River Crossings Improvements	21
3.3.2	Water Main Improvements.....	21
3.3.3	Booster Station Improvements	22
3.3.4	Lead Service Line Replacement (LSLR).....	23
4.0	Principal Alternatives	23
4.1	Monetary Evaluation – Raw Water Supply	23
4.1.1	LW-1 and PS-W2 Wellhouse Building and Mechanical Equipment Improvements.....	23
4.1.2	PS-W1 Abandonment	24
4.2	Monetary Evaluation – Water Treatment Plant.....	24
4.2.1	Electrical Grounding and Equipment Improvements	24

4.2.2	Storage Reservoir, High Service Pumping, and Transfer Pumping Improvements.....	25
4.2.3	Chlorine Feed Improvements.....	26
4.3	Monetary Evaluation – Distribution System	26
4.3.1	Transmission Main and River Crossing Improvements.....	26
4.3.2	Water Main Improvements	27
4.3.3	Booster Station Improvements	30
4.3.4	Lead Service Line Replacement.....	31
4.4	Present Worth Analysis.....	32
4.5	Environmental Evaluation.....	33
4.5.1	Cultural Resources.....	33
4.5.2	The Natural Environment.....	33
4.6	Mitigation.....	33
4.7	Implementability and Public Participation	33
4.8	Technical Considerations.....	34
4.9	Residuals	34
4.10	Industrial/Commercial/Institutional	34
4.11	Growth Capacity	34
4.12	Contamination	34
5.0	Selected Alternative	34
5.1	Raw Water Supply.....	34
5.1.1	Design Parameters	34
5.1.2	Raw Water Supply Project Map	35
5.1.3	Schedule for Design and Construction.....	35
5.1.4	Cost Estimate	35
5.2	Water Treatment Plant.....	36
5.2.1	Design Parameters	36
5.2.2	Water Treatment Plant Improvements Project Map	37
5.2.3	Schedule for Design and Construction.....	37
5.2.4	Cost Estimate	37
5.3	Distribution System.....	38
5.3.1	Design Parameters	38
5.3.2	Project Map	38
5.3.3	Schedule for Design and Construction.....	38
5.3.4	Cost Estimate	41
5.4	Summary of Project Schedule and Estimated Costs	41
5.5	User Costs	43
5.6	Overburdened Community.....	43
5.7	Ability to Implement the Selected Alternatives	43
6.0	Environmental Evaluation	43
6.1	Historical/Archeological/Tribal Resources	43
6.2	Water Quality.....	43
6.3	Land/Water Interface	43
6.4	Endangered Species.....	44
6.5	Agricultural Land.....	44
6.6	Social/Economic Impact	44
6.7	Construction/Operational Impact	44
6.8	Indirect Impacts	45

6.8.1	Changes in Development	45
6.8.2	Changes in Land Use.....	45
6.8.3	Changes in Air or Water Quality.....	45
6.8.4	Changes to Natural Setting or Sensitive Ecosystems.....	45
6.8.5	Changes to Aesthetic Aspects of the Community	45
6.8.6	Resource Consumption	45
7.0	Mitigation Measures	45
7.1	Mitigation Measures for Short Term Impact	45
7.2	Mitigation Measures for Long Term Impact	45
8.0	Public Participation	46
8.1	Public Meeting Advertisement.....	46
8.2	Formal Public Meeting.....	46
8.3	Comments Received and Answered.....	46
8.4	Adoption of the Planning Document.....	46

List of Tables

Table 1 – Population Projections for the City’s Water Service Area	4
Table 2 – Historical Water Demands (2012--2021)	6
Table 3 – Projected Water Demands Through 2042	7
Table 4 – Current Supply Well Capacity	7
Table 5 – Unit Processes and Capacities	8
Table 6 – High Service Pump Capacities.....	9
Table 7 – Water Storage Summary	10
Table 8 – Raw Water Transmission Main Improvements.....	14
Table 9 – River Crossing Improvements.....	15
Table 10 – Estimated Project Cost – LW-1, PS-W2 Wellhouse Building/Mechanical Equipment Improvements	24
Table 11 – Estimated Project Cost – PS-W1 Abandonment	24
Table 12 – Estimated Project Cost – Electrical Grounding and Equipment Improvements	25
Table 13 – Estimated Project Cost – Storage Reservoir, High Service and Transfer Pumping Improvements	25
Table 14 – Estimated Project Cost – Chlorine Feed Improvements.....	26
Table 15 – Estimated Project Cost – Transmission Main and River Crossing Improvements (FY2026)	26
Table 16 – Estimated Project Cost – Transmission Main and River Crossing Improvements (FY2027)	27
Table 17 – Estimated Project Cost – Transmission Main and River Crossing Improvements (FY2028)	27
Table 18 – Estimated Project Cost – Transmission Main and River Crossing Improvements (FY2029)	27
Table 19 – Estimated Project Cost – Water Main Improvements (FY2025)	28
Table 20 – Estimated Project Cost – Water Main Improvements (FY2026)	28
Table 21 – Estimated Project Cost – Water Main Improvements (FY2027)	29
Table 22 – Estimated Project Cost – Water Main Improvements (FY2028)	29
Table 23 – Estimated Project Cost – Water Main Improvements (FY2029)	30
Table 24 – Estimated Project Cost – Booster Station Improvements	30
Table 25 – Estimated Project Cost – LSLR (FY2025).....	31
Table 26 – Estimated Project Cost – LSLR (FY2026).....	31
Table 27 – Estimated Project Cost – LSLR (FY2027).....	31
Table 28 – Estimated Project Cost – LSLR (FY2028).....	31
Table 29 – Estimated Project Cost – LSLR (FY2029).....	32
Table 30 – Present Worth Analysis – Raw Water Supply.....	32
Table 31 – Present Worth Analysis – Water Treatment Plant.....	32

Table 32 – Present Worth Analysis – Distribution System	33
Table 33 – Figure Associated with Raw Water Supply.....	35
Table 34 – Raw Water Supply Schedule.....	35
Table 35 – Raw Water Supply Cost Estimates.....	35
Table 36 – Figures Associated with Water Treatment Plant Improvements	37
Table 37 – Water Treatment Plant Project Schedule	37
Table 38 – Water Treatment Plant Cost Estimates.....	37
Table 39 – Summary of Figures Associated with Distribution System	38
Table 40 – Transmission Main and River Crossing Improvements Schedule	39
Table 41 – Water Main Improvements Schedule	39
Table 42 – Water Main Improvements Schedule (continued)	39
Table 43 – Booster Station Improvements Schedule	40
Table 44 – LSLR Schedule	40
Table 45 – LSLR Schedule (Continued).....	40
Table 46 – Distribution System Cost Estimates	41
Table 47 – Summary of DWSRF Projects and Total Estimated Costs by Fiscal Year	42
Table 48 – Estimated User Rate Increase	43
Table 49 – Shiawassee County Federal Endangered/Threatened Species List	44

List of Charts

Chart 1 – Population Projections for the City’s Water Service Area	4
Chart 2 – Historical Water System Demand	6

List of Figures

Figure 1 – Water Service Area
Figure 2 – Existing Water Treatment Plant Site Plan
Figure 3 – Existing Water Treatment Plant Flow Schematic
Figure 4 – Water System
Figure 5 – Existing Booster Station Layout
Figure 6 – Proposed Water Treatment Plant Flow Schematic
Figure 7 – Proposed Chlorine Feed Flow Schematic
Figure 8 – Transmission Main Improvements
Figure 9 – Proposed Water Main River Crossings Near the Water Treatment Plant
Figure 10 – Proposed Water Main River Crossing Near Washington Street
Figure 11 – Water Main Improvements
Figure 12 – Proposed Booster Station Flow Schematic

List of Maps

Map 1 – Population Density
Map 2.1 – Existing Land Use – City of Owosso
Map 2.2 – Existing Land Use – Caledonia Township
Map 2.3 – Existing Land Use – Owosso Township
Map 2.4 – Existing Land Use – City of Corunna
Map 3 – Environmental Contamination
Map 4 – Wetlands and Major Surface Waters
Map 5 – FEMA Floodplain
Map 6 – Soils

List of Appendices

- Appendix 1 – Water Main Improvements Project Needs
- Appendix 2 – Water Quality Report
- Appendix 3 – DWSRF Present Worth Analysis
- Appendix 4 – National Register of Historic Places, Shiawassee County, Michigan
- Appendix 5 – County Element Data Michigan Natural Features Inventory

List of Abbreviations/Acronyms

ADD	Average Day Demand
AMP	Asset Management Plan
ATS	Automatic Transfer Switch
CIP	Capital Improvements Plan
CSI	Contaminant Source Inventory
City	City of Owosso
Corunna	City of Corunna
DCLSLR	Disadvantaged Community Lead Service Line Replacement
DSMI	Distribution System Materials Inventory
DWAM	Drinking Water Asset Management
DWI	Drinking Water Infrastructure
DWSRF	Drinking Water State Revolving Fund
EGLE	Michigan Department of Environment, Great Lakes, and Energy
gal	gallon
gpd	gallons per day
gpm	gallons per minute
HSP	High Service Pump
HVAC	Heating, Ventilation, and Air Conditioning
ITA	Intent to Apply
kVA	kilovolt-ampere
LSL	Lead Services Line
LSLR	Lead Services Line Replacement
LW-#	Local Well – (No.)
MDD	Maximum Day Demand
MG	million gallons
mgd	million gallons per day
MNFI	Michigan Natural Features Inventory
MOR	Monthly Operating Report
NPSH	Net Positive Suction Head
PFAS	Perfluoroalkyl and Polyfluoroalkyl Substances
PHD	Peak Hourly Demand
PRV	Pressure Reducing Valve
PS-W#	Palmer Street – Well (No.)
PVC	polyvinyl chloride
REU	Residential Equivalent Units
ROW	Right of Way
SCADA	Supervisory Control and Data Acquisition
SESC	Soil Erosion and Sedimentation Control
VFD	Variable Frequency Drive

WHPA	Wellhead Protection Area
WHPP	Wellhead Protection Plan
WSRS	Water System Reliability Study
WTP	Water Treatment Plant
WWTP	Wastewater Treatment Plant

1.0 Introduction

In February 2024, the City of Owosso (City) retained Fishbeck to complete a Drinking Water State Revolving Fund (DWSRF) Project Planning Document for improvements to the City's water system. The purpose of this document is to meet the project planning requirements of the Michigan Department of Environment, Great Lakes, and Energy (EGLE).

The City owns and maintains a municipal water distribution system that supplies water to residents and businesses within the City and the City of Corunna (Corunna), as well as portions of Caledonia and Owosso Townships. The Water Treatment Plant (WTP) is a groundwater softening facility with a State of Michigan (State) rated treatment capacity of 3 million gallons per day (mgd). Groundwater is currently supplied to the plant by five active wells. The treatment process consists of aeration, lime softening, solids contact clarification, recarbonation, filtration, chlorination, and fluoridation. Water is conveyed to the distribution system from an underground finished water storage reservoir by high service pumps located in the WTP. The water distribution system, shown in Figure 4, consists of a single pressure district and includes an elevated storage tank, standpipe, and Booster Station. These facilities help maintain and regulate pressure within the distribution system. The distribution system includes over 109 miles of water main, primarily fabricated of cast iron, ductile iron, and polyvinyl chloride (PVC).

The recommended projects included in the DWSRF Project Planning Document are as follows:

Raw Water Supply

1. Local Well 1 (LW-1) and Palmer Street Well 2 (PS-W2) Wellhouse Building (Wellhouse) and Mechanical Equipment Improvements.
2. Palmer Street Well 1 (PS-W1) Abandonment.

Water Treatment Plant

1. Electrical Grounding and Equipment Improvements.
2. Storage Reservoir, High Service Pumping, and Transfer Pumping Improvements.
3. Chlorine Feed Improvements.

Distribution System

1. Transmission Main and River Crossing Replacements (FY 2026)
 - a. Allendale Avenue Transmission Main (WTP to Frazer Avenue)
 - b. Frazer Avenue Transmission Main (Allendale Avenue to Corunna Avenue)
 - c. Garfield Street Transmission Main (Corunna Avenue to Monroe Street)
 - d. McMillan Road Transmission Main (Monroe Avenue to South Street)
 - e. 12-inch Finished Water River Crossing (S. Gould Street to WTP)
 - f. 24-inch Finished Water River Crossing (S. Gould Street to WTP)
2. Transmission Main and River Crossing Replacements (FY 2027)
 - a. South Street Transmission Main (McMillan Road to Vandekarr Road)
 - b. Cross-Lot Transmission Main (Vandekarr Road to Cook Road)
 - c. Cross-Lot Transmission Main (Cook Road to Palmer Street)
 - d. Palmer Street Well 2 Transmission Main (PS-W2 to Cross-Lot)
 - e. Palmer Street Well 3 Transmission Main (PS-W3 to Cross-Lot)
3. Transmission Main and River Crossing Replacements (FY 2028)
 - a. Hintz Road Transmission Main (Hintz Well to Copas Road)
 - b. Copas Road Transmission Main (Hintz Road to Hazelton Avenue)

4. Transmission Main and River Crossing Replacements (FY 2029)
 - a. Hazelton Road Transmission Main (Oliver Street to M-21)
 - b. Rawleigh Avenue Transmission Main (M-21 to Grover Street)
 - c. Raw Water River Crossing (Grover Street to WTP)
 - d. 12-inch Finished Water River Crossing (Oakood Avenue to S. Gould Street)
 - e. 16-inch Finished Water River Crossing (Cass Street to Jermove Avenue)
 - f. 12-inch Finished Water River Crossing (M-71 to Jerome Avenue)
5. Water Main Improvements (FY 2025)
 - a. Nafus Street Water Main (S. End to Frederick Street)
 - b. Gilbert Street Water Main (Mason Street to Oliver Street)
 - c. Clinton Street Water Main (Cedar Street to Shiawassee Street)
 - d. Olmstead Street Water Main (Ward Street to Chipman Street)
 - e. Harding Avenue Water Main (Willow Springs to Hanover Street)
 - f. Hanover Street Water Main (Harding Avenue to Riverside Drive)
 - g. Stewart Street Water Main (Cedar Street to Shiawassee Street)
 - h. Williams Street Water Main (Shiawassee Street to Washington Street)
 - i. Dewey Street Water Main (Main Street (M-21) to King Street)
 - j. Young Street (Chestnut to Brooks)
 - k. Grace Street (Cedar to Shiawassee (M-52))
6. Water Main Improvements (FY 2026)
 - a. Genesee Street Water Main (Michigan Avenue to Green Street)
 - b. Adams Street Water Main (Oliver Street to King Street)
 - c. Adams Street Water Main (Elizabeth Street to N. of Jennett Street)
 - d. Brandon Street Water Main (Summit Street to Dingwall Drive)
 - e. Dingwall Drive Water Main (Brandon Street to N. End)
 - f. Nafus Street Water Main (Stewart Street to N. End)
 - g. State Street (S. End to Clyde Street)
 - h. State Street (Clyde Street to Stewart Street)
 - i. Clyde Street (State Street to Lyon Street)
 - j. Lyon Street (Clyde Street to Grace Street)
 - k. Woodlawn Avenue Water Main (Farr Street to Auburndale Avenue)
 - l. Shady Lane Drive Water Main (Meadow Drive to Chipman Street)
 - m. Exchange Street Water Main (Saginaw Street to Dewey Street)
7. Water Main Improvements (FY 2027)
 - a. Frazer Avenue Water Main (Corunna Avenue to Allendale Avenue)
 - b. Gould Street Water Main (Exchange Street to North Street)
 - c. Jennett Street Water Main (Shiawassee Street to Adams Street)
 - d. Oak Street Water Main (Main Street (M-21) to Williams Street)
 - e. Chipman Street Water Main (Harding Avenue to North Street)
 - f. Chipman Street Water Main (Main Street (M-21) to Beehler Street)
 - g. Cedar Street Water Main (Hampton Avenue to Main Street (M-21))
 - h. Mason Street Water Main (Saginaw Street to Dewey Street)
8. Water Main Improvements (FY 2028)
 - a. Elmwood Water Main (Abbott Street to King Street)
 - b. Washington Street Water Main (Stratford Drive to North Street)
 - c. Williams Street Water Main (Washington Street to Dewey Street)
 - d. Wiltshire Drive Water Main (Huntington Drive to Moore Street)

- e. Ball Street Water Main (Exchange Street to Jennett Street)
 - f. Monroe Street Water Main (Washington Street to Broadway Avenue)
 - g. King Street Water Main (Fifth Street to Ada Street)
 - h. Broadway Avenue Water Main (Auburndale Avenue to Franklin Street)
9. Water Main Improvements (FY 2029)
- a. Ada Street Water Main (Oliver Street to Lee Street)
 - b. Cass Street Water Main (Shiawassee Street to Green Street)
 - c. Curwood Drive Water Main (Oliver Street to Woodhall Court)
 - d. Stinson Street Water Main (West Street to Chipman Street)
 - e. West Street Water Main (King Street to Stinson Street)
 - f. Woodhall Court Water Main (Curwood Drive to Oliver Street)
 - g. Fifth Street Water Main (Oliver Street to King Street)
 - h. First Street Water Main (Oliver Street to King Street)
 - i. Comstock Street Water Main (Park Street to Gould Street)
 - j. Elm Street Water Main (Main Street (M-21) to River Street)
 - k. Dewey Street Water Main (Comstock Street to Main Street)
 - l. Huntington Drive Water Main (Moore Street to Stevens Drive)
 - m. Martin Street Water Main (Stewart Street to Milwaukee Street)
 - n. Water Street Water Main (Oliver Street to King Street)
 - o. Campbell Drive Water Main (Ada Street to Ada Street)
10. Booster Station Improvements
11. Lead Service Line Replacement FY2025
12. Lead Service Line Replacement FY2026
13. Lead Service Line Replacement FY2027
14. Lead Service Line Replacement FY2028
15. Lead Service Line Replacement FY2029

2.0 Project Background

2.1 Delineation of Study Area

The City is in Shiawassee County, northeast of Lansing and west of Flint. The Study Service Area, as indicated in Figure 1, generally corresponds to the corporation limits of the City, which is bordered by Owosso Charter Township and Caledonia Charter Township. The nearest city to the City of Owosso is Corunna, which is located approximately three miles to the southeast of the City.

The City owns and operates the water system as indicated in Figure 4, including the water supply wells, treatment system, and distribution system that serves a mix of residential, commercial, and industrial users. Water is supplied directly to some residents in Owosso Township and Caledonia Township. Corunna is a wholesale customer of City.

2.2 Land Use

Map 1 visually represents the population density within the Study Area. Map 2.1 shows the City's planned land use over the 25-year planning period. Land use for Caledonia Township, Owosso Township and Corunna are included in Maps 2.2-2.4, respectively. The predominant land uses within the study area are residential, institutional, and industrial.

2.3 Population Projections

The historical population data was obtained from the US Census Bureau. There is no known data from any regional planning agency providing future population projections. The City's population decreased by 0.4% annually between 2010 and 2020. Table 1 and Chart 1 indicate the historical and projected population served by the City's water system through 2042.

Several assumptions were made about the historical and future population projections for determining the total population served by the City's water system. The historical data documents show a decline in the City's population since 2010. A conservative approach, in relation to past population trends, of 0.25% annual change in population was used to project future population for the City. The same population decline of 0.25% was applied to Corunna and Caledonia and Owosso Townships.

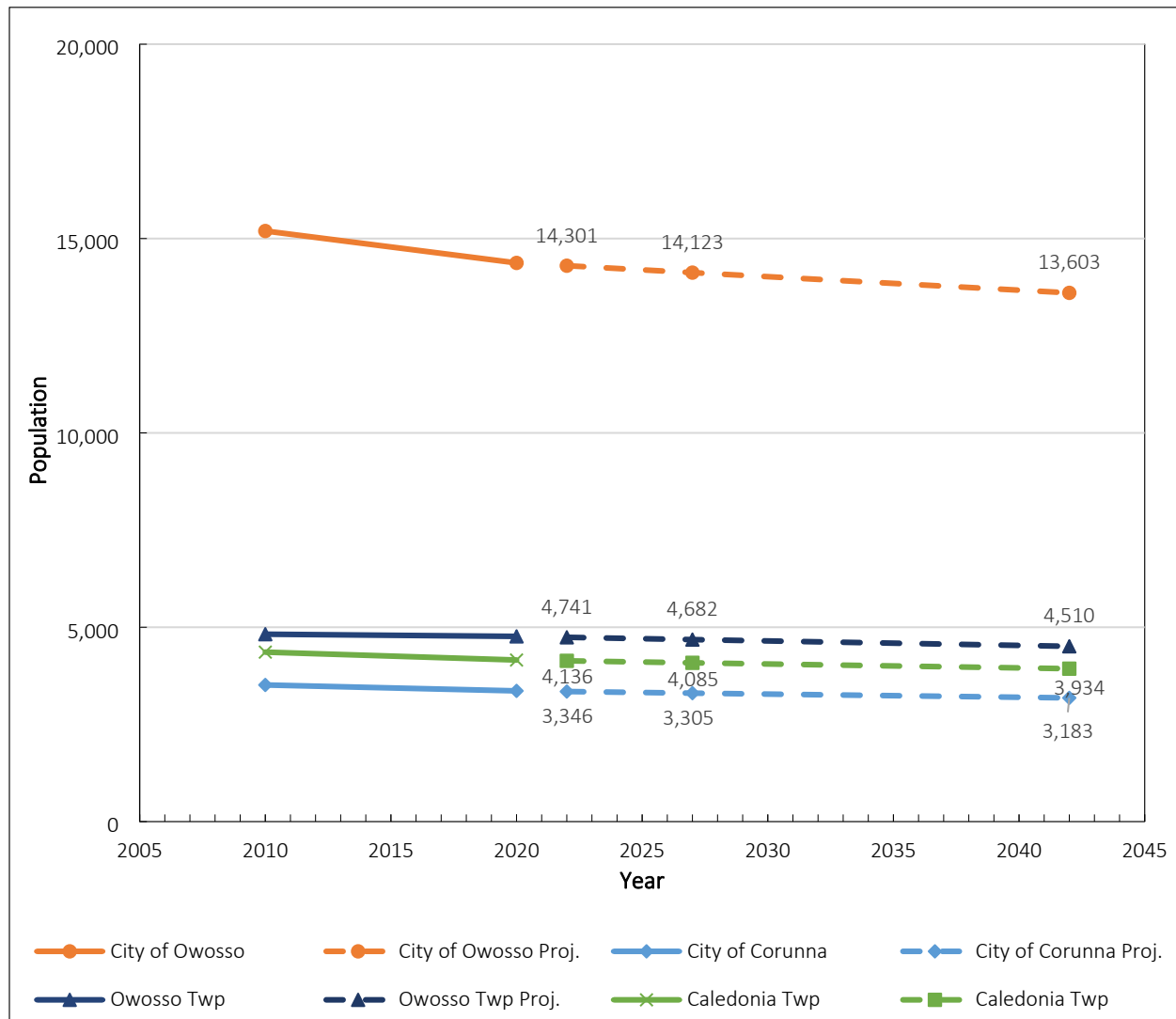
Table 1 – Population Projections for the City's Water Service Area

Year	City of Owosso	City of Corunna	Owosso Twp	Caledonia Twp	Total
2010*	15,194	3,515	4,821	4,360	27,890
2020*	14,373	3,363	4,765	4,157	26,658
2022 Projection**	14,301	3,346	4,741	4,136	26,525
2027 Projection**	14,123	3,305	4,682	4,085	26,195
2042 Projection**	13,603	3,183	4,510	3,934	25,230

*US Census Bureau

**Rate of decline -0.25% annually

Chart 1 – Population Projections for the City’s Water Service Area



Water System Reliability Study and General Plan Update (Fishbeck, August 2023)

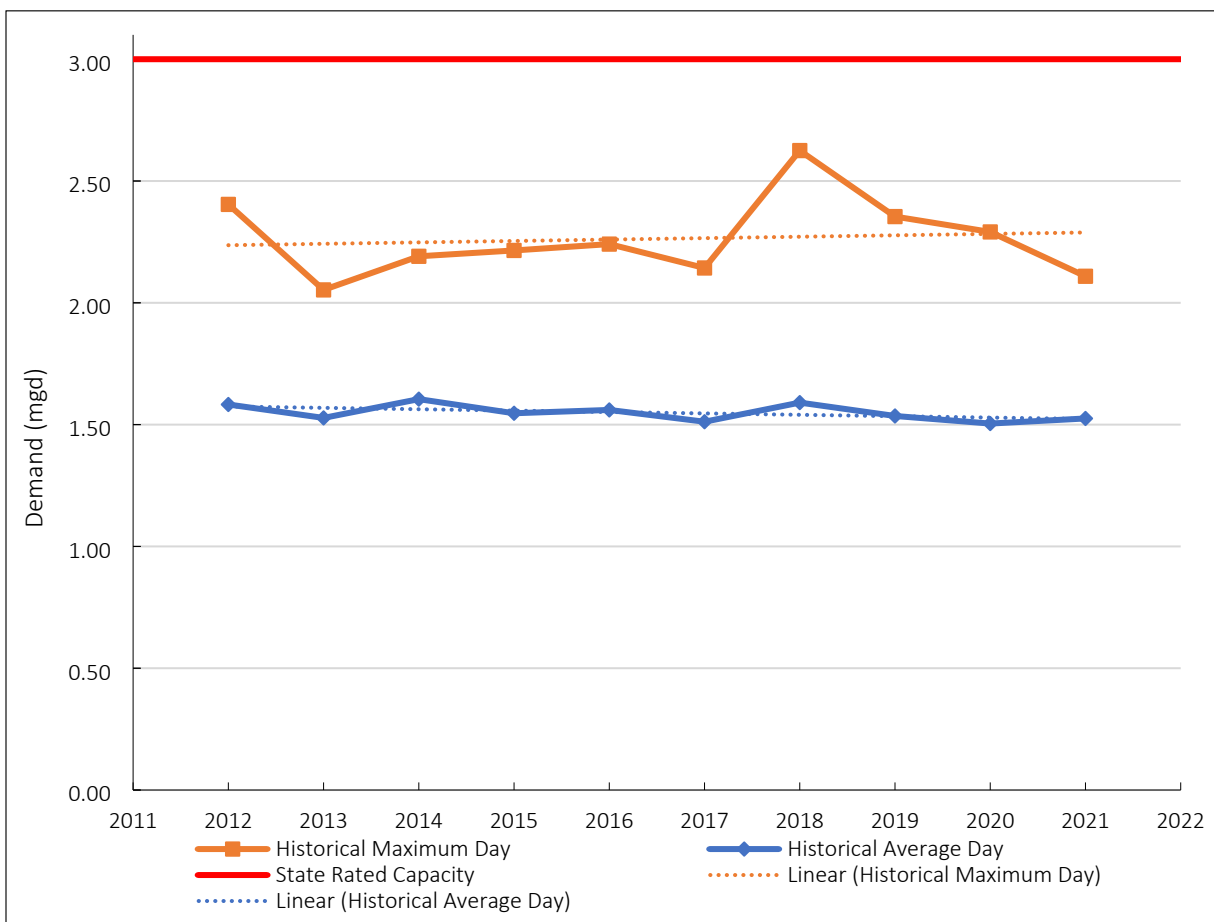
2.4 Water Demand

The City’s WTP monthly operating reports (MOR) were utilized to analyze historical water usage for the years of 2012 to 2021. The ADD is the average daily volume of water pumped to the system in one year. The MDD is the maximum amount of water pumped to the system in a single day, annually. The ADD, and MDD were determined and calculated for years 2012 to 2021; the historical demands are shown in Table 2 and in Chart 2, where they are compared to the state rated capacity of 3 mgd.

Table 2 – Historical Water Demands (2012--2021)

Year	ADD (mgd)	MDD (mgd)	MDD:ADD Peaking Factor
2012	1.58	2.40	1.52
2013	1.53	2.05	1.34
2014	1.60	2.19	1.37
2015	1.55	2.22	1.43
2016	1.56	2.24	1.44
2017	1.51	2.14	1.42
2018	1.59	2.63	1.65
2019	1.54	2.35	1.53
2020	1.50	2.29	1.52
2021	1.53	2.11	1.38
Average	1.55	2.26	1.46
Maximum	1.60	2.63	1.65
Standard Deviation	0.03	0.17	0.10
95th Percentile	1.61	2.54	1.62

Chart 2 – Historical Water System Demand



Historical demands have remained consistent over the past decade even though the population has declined by 0.4% annually between 2010 and 2020. Therefore, applying per capita water use and population projections to water demand projections is not recommended, since historical demands do not closely correlate to population changes. To be conservative, a growth rate of 0.25% annually was applied to projected water demands.

To project future water demands, the starting point for the ADD was estimated by using the average ADD from 2012 to 2021 of 1.55 mgd. The MDD was calculated by multiplying the ADD by the 95th percentile peaking factor of 1.62. The peaking factor is the ratio of the MDD demands to the ADD. This value is used to show the variability in demands experienced by the water system. The PHD was calculated by multiplying the MDD by the peak hour factor of 1.5.

Table 3 indicates the projected water demands for the ADD, MDD, and PHD through 2042.

Table 3 – Projected Water Demands Through 2042

Year	ADD (mgd)	MDD (mgd)	PHD (mgd)
2022	1.55	2.51	3.76
2027	1.57	2.54	3.81
2042	1.63	2.64	3.96

MDD:ADD Peaking Factor = 1.62

PHD:MDD Peak Hour Factor = 1.5

2.5 Existing Facilities

2.5.1 Raw Water Supply

Since 2012, the City has utilized six different raw water supply wells. Of these six, the City currently has a total of five active supply wells. Three wells, LW-1, Hintz-1, and PS-W2, serve as the primary production wells for the WTP. The water produced by these wells has a lower level of hardness, which makes treatment less expensive. The other two active wells, LW-13 and Osburn, are currently used as emergency backups; however, the City has plans to eventually decommission LW-13. The City currently has each well inspected annually, and rehabilitation and repairs are based on recommendations from the inspection reports. See Figure 4 for location of the wells in the water system.

PS-W1 and PS-W3 are existing wells that are no longer in service. To maintain sufficient raw water supply for the system, the City is currently constructing two new wells with completion expected by the end of 2024: one at Juniper Street and the other at Palmer Street (Palmer Street Well 3A) to replace PS-W3. Table 4 summarizes capacity information for the five current active supply wells.

Table 4 – Current Supply Well Capacity

Well	Year Installed	Last Rehab	Permit Capacity (gpm)	Current Production Capacity (gpm)	Current Production Capacity (mgd)	Specific Capacity (gpm/ft)
LW-1	Pre 1960	2021	700	403	0.58	29.1
Hintz-1	1968	2019	730	482	0.69	54.9
PS-W2	1963	2014	757	722	1.04	48.3
LW-13	1955	2016	750	482	0.69	132.5
Osburn	1968	2023	722	570	0.82	139.1
Total Capacity			3,659	2,659	3.83	
Firm Capacity			2,902	1,937	2.79	

Based on the water demand projections, the firm well capacity of 2.79 is sufficient to meet the City’s 2042 MDD 2.62 mgd. EGLE generally requires that communities begin planning for an expansion of their supply system when the MDD exceeds 80% of the firm supply capacity of the water system.

2.5.2 Water Treatment Plant

The WTP is a groundwater softening facility with a State rated treatment capacity of 3 mgd. The plant was originally constructed in 1934 but did not become operational until 1941. The last major upgrade was the pretreatment improvements in 2004. Treated water flows by gravity from the WTP to the underground storage tank on the WTP site. Refer to Figure 2 for the current WTP site plan and to Figure 3 for the schematic of the existing treatment process.

2.5.2.1 Treatment Process

The raw water piping from the various wells is manifolded in a pipe gallery at the northwest corner of the existing plant. From there, water is passed through an aeration step, consisting of a single induced draft aerator, to strip off carbon dioxide and reduce the quantity of softening chemicals needed, thereby reducing the volume of residuals produced.

Following aeration, the water flows to two upflow solids contact clarifiers where flocculation, sedimentation, and clarification occur. Lime is dosed in the clarifiers and mixed to raise the pH and to precipitate calcium and manganese hardness. The clarifiers are operated in series with Clarifier No. 1 being the primary and Clarifier No. 2 being the secondary. Each clarifier has a capacity of 3 mgd. If demands rise above 3 mgd, the clarifiers are designed to be able to operate in parallel to provide a clarification capacity of up to 6 mgd; however, the clarifiers are not typically operated in this way. WTP staff have noted that when the clarifiers are run in parallel above demands of 3 mgd, they have no appreciable increase in the amount of water that can be treated, likely due to a hydraulic blockage present downstream of the clarifiers. The City plans to perform inspections into this to determine and remediate the cause of the hydraulic deficiency. Sludge from the two upflow clarifiers is pumped via two centrifugal sludge pumps to one of four sludge lagoons, located on the north side of the WTP site.

Water flows by gravity from the clarifiers to a recarbonation tank. Carbon dioxide is injected into the effluent stream of the clarifiers to lower the pH in the recarbonation tank which stops the precipitation reactions and stabilizes the water.

Water flows from the recarbonation tank to one of four sand/anthracite filters. Improvements to the filters are currently ongoing. Improvements include replacement of the filter media in all four filters, new underdrains, and replacement of the surface wash system with a new air scour system, including two positive displacement blowers. The filters are periodically backwashed to remove the solids, and the backwash wastewater is routed to an onsite backwash pond. Fluoride is added to the filtered water for dental health, and sodium hypochlorite is dosed to the filtered water for disinfection.

The unit processes at the WTP and their capacities are provided in Table 5.

Table 5 – Unit Processes and Capacities

Unit Process	Capacity
Aeration	6 mgd
Clarification	3 mgd
Recarbonation	6 mgd
Filtration	5.4 mgd

2.5.2.2 Finished Water Storage

Finished water storage at the WTP site is comprised of an underground storage reservoir and two suction wells for the high service pumps. The south suction well has a capacity of 20,000 gallons and the west suction well has

a capacity of 30,000 gallons. The underground storage reservoir was constructed in 1920 and has a capacity of 1.75 MG. The underground reservoir was last rehabilitated in 1990, which included crack injection to repair fractures in the concrete, replacement of manholes and vents, and cleaning and chlorination. The reservoir was last inspected by Liquid Engineering Corporation in 2002. This inspection notes that the injection repairs appeared to be in good condition; however, there was evidence of leaking in both the roof and expansion joints in the floor and sediment buildup. Infiltration issues in the reservoir have continued into the present, as WTP staff note that pH levels drop during heavy rains and periods of elevated river levels. The underground storage reservoir is beyond its useful life, and it cannot be bypassed.

2.5.2.3 High Service Pumping

Four horizontal split case high service pumps (HSP) convey water from the suction wells to the distribution system. HSPs 1 and 2 are supplied from the west suction well. HSP 3 draws water from both suction wells and HSP 4 is supplied from the south suction well. HSP 1 and HSP 2 are currently constant speed pumps, while HSPs 3 and 4 are controlled by VFDs. To meet the ADD, only one pump, HSP 3 or HSP 4, is required. HSPs 1 and 2 are operated once per month to verify reliable operation. The WTP plans to install new pneumatic controls to both HSPs 1 and 2, soon. Overall, the HSPs are in good to fair condition. Table 6 summarizes the high service pumps' capacities.

Table 6 – High Service Pump Capacities

Pump	Max Capacity (gpm)	Capacity (mgd)
HSP 1	2,200	3.17
HSP 2	2,200	3.17
HSP 3	2,200	3.17
HSP 4	2,200	3.17
Total Capacity	8,800	12.68
Firm Capacity	6,600	9.51

2.5.2.4 Existing Electrical System

The City WTP receives two medium-voltage (8,320Y/4,800-volt, 3-phase) primary electrical services from the local utility company (Consumers Energy). Primary circuits run to the site overhead, presumably via independent routes from separate utility substations. One service is referred to as the Stewart Circuit and the other is the Oakwood Circuit. There appear to be pole-mounted primary disconnect switches on each overhead service. The switch on the south service may be missing several parts that would allow it to be operated from grade. The switch on the north service appears to be intact. Consumers Energy meters each service via pole-mounted primary metering equipment (current transformers and potential transformers).

There are two banks of pole-mounted transformers that step power down to 480-volts, 3-phase. The City is on a primary rate schedule with Consumers Energy, so they own and are responsible for maintaining the transformer banks and primary switches. Each transformer bank is 500 Kilovolt Amperes (kVA) and consists of three 167 kVA transformers. The transformers appear to be connected in a delta configuration and are pole-mounted to keep them out of the 100-year floodplain.

480-volt, 3-phase, 3-wire power is routed from each transformer bank underground to a double-ended, 800-amp switchboard that includes a main-tie-main circuit breaker configuration. The main and tie circuit breakers are kirk-key interlocked to prevent paralleling. Each main and tie circuit breaker is 3-pole, 600-amps. The WTP typically operates with both main circuit breakers closed and the tie opened.

A 300 Kilowatt (kW) standby diesel generator with sub-base fuel storage tank is provided on the Oakwood circuit ahead of the double-ended switchboard. A 3-pole automatic transfer switch (ATS) is used to switch between utility and generator during power outages.

From the double-ended switchboard, circuits are routed to distribution panels MDP, MDP-R, and MDP-L. Panel MDP is normally on the Stewart Circuit and Panels MDP-R and MDP-L are normally on the Oakwood Circuit. Panels MDP-R and MDP-L are connected as a common panel via feed-through lugs. Panel MDP feeds High Service Pump Nos. 1 and 2 (150 horsepower [HP] each). Significant loads on Panels MDP-R and MDP-L include High Service Pump Nos. 3 and 4 (150 HP each), MCC-1, Backwash Pump Nos. 1 and 2 (40 HP each), Air Compressor Nos. 1 (15 HP), 2 (25 HP), and 3 (25 HP), sump pump, welder, autoclave, Panels DP4 (Well 1) and DP5 (Rapid Mix Room), several step-down transformers/panelboards, and HVAC equipment. Panels MDP, MDP-R, and MDP-L do not include main circuit breakers; they are protected by the 3-pole, 600-amp main circuit breakers in the double-ended switchboard.

MCC-1 includes a 3-pole, 400-amp main circuit breaker. It is fed via a 3-pole, 250-amp feeder circuit breaker in Panel MDP-L. Loads on MCC-1 include the lime silo, carbon dioxide (CO₂) storage tank control panel, (2) aerator blowers, four solids contact clarifier drives, two sludge pumps, HVAC equipment, and step-down transformer/panelboard.

2.5.3 Distribution System

Based on the *Water System Reliability Study and General Plan Update* (Fishbeck, 2023), the city currently provides water service to 6,386 service connections including residential, commercial, and industrial users. Refer to Figure 4 for a plan of the water distribution system.

2.5.3.1 Water Mains

The City’s Geographic information system and data indicate there are more than 109 miles of water main in its water distribution system. The water distribution is connected to water mains in Corunna, as well as to portions of Caledonia and Owosso Townships. The water main sizes in the water system range from 4 inches to 24 inches. Approximately 45% of the water system is comprised of cast iron pipe, approximately 29% is ductile iron pipe, and approximately 11% is PVC pipe. Approximately 14% of the distribution system pipe material is unknown.

2.5.3.2 Water Storage

The elevated tank and standpipe information is presented in Table 7. The elevated tank located on Delaney Road was constructed in 1997 and has a capacity of 600,000 gallons. The standpipe located on Gute Hill was constructed in 1950 and has a total capacity of 1,192,000 gallons. The usable capacity of the standpipe is 25 feet which corresponds to 556,000 gallons. When the standpipe has 40 feet of water, the normal low-level alarm goes off and the remainder of the storage (636,000 gallons) is unable to be utilized due to suction pressure issues with the Booster Station pump.

Table 7 – Water Storage Summary

Parameter	Elevated Storage Tank	Standpipe
Tank Location	Delaney Road	Gute Hill
Tank Type	Elevated	Standpipe
Installation Year	1996	1953
Capacity (gal)	600,000	1,192,000
Useable Capacity (gal)	600,000	556,000
Range of Operation (ft)	7.5	20
Overflow Elevation	900	875
Upper Level (ft)	34.5	65
Lower Level (ft)	27	40

Several improvements were recently completed on the elevated tank. These improvements include replacing mud valves, replacing vents, installing a tank mixer, installing an overflow flap gate, removing cathodic protection system, and installing gaskets on the roof and access tube hatches. No major issues were observed at the

elevated tank as part of the condition assessment completed in the *Water Treatment Plant Performance Evaluation* (Fishbeck, 2023). The mechanical and process equipment appeared in good condition, and no major structural issues were observed.

The standpipe has also received several improvements recently. These improvements include installing roof ladders replacing vents with vacuum relief vents, installing an overflow flap gate and a tank mixer, installing conduit routing lugs to exterior, removing existing cathodic protection system, installing a mixing system, controls, and appurtenances, installing roof accessways, gaskets, and screens, and ancillary mechanical, installation of a gravel driveway, and site improvements. The City still has several additional improvements planned for the standpipe. These include installing isolation valves on the distribution system to allow for tank draining without shutting off customers, repairing and replacing altitude valves, updating the signage, updating SCADA (supervisory control and data acquisition), and implementation of inspection and maintenance standard operating procedure.

2.5.3.3 Gute Hill Booster Station

The Gute Hill Booster Station is connected to the standpipe located off Krouse Road between Pearce Street and Walnut Street. The Booster Station has one pump that is manually controlled from the WTP by staff; however, this will soon be automated with ongoing control upgrades at the WTP. The flow capacity of the Booster Station is limited hydraulically by the level in the standpipe. The existing booster pump is rated for 1,000 gpm; however, the pumping capacity decreases significantly as levels in the standpipe drop. Ductile iron and PVC pipe are used in the Booster Station, and lead joints are likely present as well. Refer to Figure 5 for the existing Booster Station layout.

The Booster Station facility was evaluated as part of the condition assessment completed in the *Water Treatment Plant Performance Evaluation* (Fishbeck, 2023). The piping and valving were recently blasted and recoated; heavy pitting was observed on the piping. The altitude valve and associated pilot piping and equipment were found to be worn slightly and are in okay condition. The mechanical equipment was found to be in average to poor condition, and no major structural issues were observed.

2.6 Summary of Project Need – Raw Water Supply

2.6.1 *LW-1 and PS-W2 Wellhouse Building and Mechanical Equipment Improvements*

The Wellhouse Building and mechanical equipment for LW-1 were evaluated in the *Water Treatment Plant Performance Evaluation* (Fishbeck, 2023). Overall, no major structural deficiencies were observed; however, it has been noted that the building is undersized to meet National Electric Code (NEC) requirements for panels and equipment. Additionally, there is insufficient space for performing preventative maintenance on equipment inside the Wellhouse. The metal siding and roof appeared to be in good condition; however, the internal insulation was showing signs of damage and age. Some uncoated wood was present which is susceptible to rot. Plant staff have also noted that the building has been susceptible to rodent and insect infestations. The unit heater and screened air intake for the Wellhouse were found to be in fair condition and functional; however, these items are nearing the end of their service lives and will require replacement. The magnetic flow meter for this well is in a below grade meter pit outside the Wellhouse. This flow meter is beyond its service life and needs replacement.

The Wellhouse building and mechanical equipment for PS-W2 were evaluated in the *Water Treatment Plant Performance Evaluation* (Fishbeck, 2023). Overall, no major structural deficiencies were observed. The exterior metal panels were observed to have minor damage and corrosion. Additionally, the roof panels, metal door, and jambs all have corrosion, and constant roof leaks are present in the Wellhouse. The interior concrete floor of the Wellhouse has noticeable amounts of corrosion. The air intake louver at the Wellhouse does not have any dampers installed and a wooden board is used to cover the louver inside the Wellhouse during cold weather. Additionally, the unit heater and exhaust fan are both in poor condition. The pump discharge piping does not have an isolation valve, which increases the difficulty in testing the pump using the blowoff in the Wellhouse. P

lant staff have also noted that this Wellhouse is not secure in its current condition; it is frequently subjected to vandalism and rodent infestations.

2.6.2 PS-W1 Abandonment

The PS-W1 is no longer in service; however, the well, Wellhouse, and raw water main have not yet been decommissioned/abandoned. As per recommendations in Ten States Standards section 3.2.4.14, groundwater sources which are not in use must be sealed to restore the controlling geological conditions which existed prior to construction. Additionally, wells to be abandoned must be sealed to prevent undesirable exchange of water from one aquifer to another and having a negative effect on water quality.

2.7 Summary of Project Need – Water Treatment Plant

2.7.1 Electrical Grounding and Equipment Deficiencies

Plant staff are suspect of the reliability and operability of the main and tie breakers and kirk-key interlocks in the double-ended switchboard. This equipment is over 40 years old and has outlived its rated (useful) life. Additionally, there does not appear to be any surge protection on the double-ended switchboard or Panels MDP, MDP-R, or MDP-L.

The configuration of the WTP grounding system is also suspect. Following are several observations from the *Water Treatment Plant Performance Evaluation* (Fishbeck, 2023):

- A grounding connection on the pole with the north transformer bank appears to be broken (disconnected). The connection is supposed to bond the transformers to a driven grounding electrode (rod) at the base of the pole. The connection on the pole with the south transformer bank appears to be intact.
- Because each transformer bank is 3-wire and connected in a delta configuration, there are no neutral (grounded) connections between the transformers and plant power distribution system. There are no return paths for fault currents so overcurrent protective devices (i.e., fuses and circuit breakers) may not trip on faults and short circuits.
- It appears that individual equipment grounding conductors are not provided between the transformers and power distribution equipment. Instead, rigid steel conduits are used as the equipment grounding conductors. This means fault currents likely ‘bleed to ground’ as they try to return to their source (the pole-mounted transformers). Fuses and circuit breakers may not trip on faults and short circuits.
- The grounding of the generator could not be confirmed and there does not appear to be an equipment grounding conductor between the generator and ATS.
- There does not appear to be a grounding electrode connection to the WTP water service as required by the National Electrical Code (NEC).
- Equipment grounding conductors have not been provided in individual feeder and branch circuits as required by the NEC. Instead, cable trays are bonded to a main grounding bus next to the double-ended switchboard. It appears that the cable tray is used as a common equipment grounding conductor. Fuses and circuit breakers may not trip on faults and shorts. Fault currents that pass through the cable trays can impact other equipment whose feeder and branch circuits are routed via the cable tray.
- There appears to be one or more grounding electrodes (rods) outside the WTP building in the vicinity of the generator, near where the underground 480-volt conduits from the pole-mounted transformers enter the building. It is unclear whether the rods are bonded to other items that are required to be bonded together (per the NEC) to form a grounding electrode system.
- The building grounding electrode system is supposed to include connections to the pole-mounted primary switch grounding electrodes, pole-mounted transformer grounding electrodes, building water service, effectively grounded building steel, and power distribution system grounding electrodes. The exact configuration of the grounding electrode system could not be verified.

- Equipment grounding conductor and grounding electrode conductor sizes may be smaller than what is required by the NEC.
- Dry-type, step-down transformers inside the WTP appear to be grounded (bonded) at their disconnects and transformers themselves. Per the NEC, they are supposed to be bonded at only one location.

Improper grounding can have detrimental effects on electrical and electronic equipment. Improvements to the grounding system are necessary to improve the reliability and safety of the WTP.

2.7.2 *Underground Storage Reservoir*

The existing underground storage reservoir and suction wells are beyond their expected useful life. The underground storage reservoir does not meet several of the recommended Ten States Standards for finished water storage, summarized by the following:

- 7.0.2.a – Location: Base of the structure to be above the 100-year floodplain.
 - The reservoir is below grade.
- 7.0.2.b – Location: Tanks below grade must be waterproofed and underdrains installed above tank roof to capture surface water above tank.
 - The reservoir has no waterproofing, membranes, or underdrains above tank or along walls.
- 7.0.5 – Drains: Allow for draining of reservoir for cleaning or maintenance.
 - There is no gravity drain on the reservoir. The reservoir must be pumped out when taken offline.
- 7.0.7 – Overflow: Requires overflow structure. Overflow pipe discharge to be visible.
 - There is no overflow structure on the reservoir.
- 7.0.10 – Roof and Sidewall: Flat concrete roofs must have waterproof membrane. Roofs with earthen cover must be sloped to facilitate drainage.
 - There is no waterproof membrane installed on the reservoir. The ground surface is relatively flat above the reservoir roof.

The south suction well overflow line leads into the high service pump area inside the WTP, posing a flooding risk to the equipment located there.

2.7.3 *High Service Pumping*

The high service pumps are not able to start when levels in the underground storage reservoir are below 8-feet. This significantly reduces the operational flexibility of the WTP, reduces the amount of turnover that can be achieved in the underground reservoir, and reduces the overall storage volume available for the system. In addition, the high service pumps are located below grade at the WTP. This poses a risk as the pumps are susceptible to flooding of the basement in the event of a flood or catastrophic piping failure. Ten States Standards recommends that pumping stations be located a minimum of three feet above the 100-year flood elevation, or three feet above the highest recorded flood elevation, whichever is higher.

2.7.4 *Chlorine Feed*

Bulk sodium hypochlorite, with a 15% concentration, is stored in the chemical room in a single 2,000-gallon bulk storage tank. This tank was reused from the City's Wastewater Treatment Plant (WWTP). It is aging and plant staff have noted leaking from valves and piping on the tank. A 100-gallon day tank and transfer pump are located adjacent to the bulk storage tank. A backup calcium hypochlorite tablet feeder system is present for when the sodium hypochlorite system is offline. Chlorine is fed via three chemical metering pumps located in the chemical room. Chlorine is dosed upstream of the recarbonation tank and downstream of the filters. The 10-year average sodium hypochlorite usage is 31 gpd as solution. At the average usage rate, the bulk storage tank has capacity for up to 65 days of storage.

The existing sodium hypochlorite system poses maintenance concerns for operators, and does not meet the following Ten States Standard:

- Chemical storage systems “shall be located in spaces readily accessible for servicing, repair, and observation.”
 - The bulk storage tank is located in a small expansion attached to the chemical room and has very little clearance between the diameter of the tank and the walls of the enclosure. Accessing the enclosure/expansion is difficult due to a half-wall separating the chemical room and enclosure/expansion, required for secondary containment.

In addition to the safety and access concerns regarding the existing sodium hypochlorite system, the City is experiencing increasing capital and delivery costs for bulk sodium hypochlorite. To compound on the issue, the City’s WWTP is set to eliminate its need for bulk hypochlorite deliveries due to installation of UV disinfection equipment. This will increase the bulk delivery costs of hypochlorite to the WTP as the City loses its discount for shared deliveries between the WTP and WWTP. Additionally, relying on regular delivery of sodium hypochlorite in bulk poses a reliability concern due to unreliable supply chains for chemical delivery.

2.8 Summary of Project Need – Distribution System

2.8.1 Transmission Mains and River Crossings

There are approximately 4.7 miles of raw water ranging from 10 inches to 16 inches in diameter. The installation year for the water mains is unknown, but likely over 75 years ago. The improvements replace the water main from Hintz Well and PS-W1, PS-W2, and PS-W3. The list of raw water transmission mains requiring replacement are listed in Table 8.

Table 8 – Raw Water Transmission Main Improvements

Project	Size (in)	Length of Main (ft)
Allendale Avenue Transmission Main (WTP to Frazer Avenue)	16	540
Frazer Avenue Transmission Main (Allendale Avenue to Corunna Avenue)	16	1,180
Garfield Street Transmission Main (Corunna Avenue to Monroe Street)	16	870
McMillan Road Transmission Main (Monroe Avenue to South Street)	16	1,550
South Street Transmission Main (McMillan Road to Vandekarr Road)	16	2,940
Cross-Lot Transmission Main (Vandekarr Road to Cook Road)	16	1,050
Cross-Lot Transmission Main (Cook Road to Palmer Street)	16	2,130
Palmer Street Well 2 Transmission Main (PS-W2 to Cross-Lot)	12	290
Palmer Street Well 3 Transmission Main (PS-W3 to Cross-Lot)	12	490
Hintz Road Transmission Main (Hintz Well to Copas Road)	16	5,420
Copas Road Transmission Main (Hintz Road to Hazelton Avenue)	16	1,030
Hazelton Road Transmission Main (Oliver Street to M-21)	16	1,450
Rawleigh Avenue Transmission Main (M-21 to Grover Street)	16	700
Raw Water River Crossing (Grover Street to WTP)	16	1,310

The Shiawassee River runs through Owosso essentially cutting the water system in half which requires the distribution system to cross the river a total of eight times. Three of the river crossings were installed in the early 2000s; however, five of the crossings were installed in 1959 and 1960 and were not buried under the river but laid on the riverbed. The list of river crossings requiring replacement are listed in Table 9.

Table 9 – River Crossing Improvements

Project	Size (in)	Length of Main (ft)
12-inch Finished Water River Crossing (S. Gould Street to WTP)	12	1,140
24-inch Finished Water River Crossing (S. Gould Street to WTP)	24	880
12-inch Finished Water River Crossing (Oakwood Avenue to S. Gould Street)	12	750
16-inch Finished Water River Crossing (Cass Street to Jerome Avenue)	16	300
12-inch Finished Water River Crossing (M-71 to Jerome Avenue)	12	580

2.8.2 Water Main

The proposed distribution system projects recommend action due to aged water main, dead-end lines, or lead service lines (LSL). To avoid redundancy, the concerns of each of these items are described. Refer to Appendix 1 for assignment of project needs to each segment of proposed water main replacement.

2.8.2.1 Aged Water Mains

Aging water mains throughout the system are more likely to fail, lessening the distribution system reliability and increasing operation and maintenance efforts. It is estimated that over 50% of the City's distribution system was constructed before 1960. Additionally, aged water mains generally include lead service lines; it is best practice and most cost effective to replace both the water main and lead service lines concurrently.

2.8.2.2 Undersized

Several water mains proposed for improvements are undersized. This causes issues with water pressure and can promote corrosion or pitting inside of the pipes.

2.8.2.3 Dead End Service Lines

Dead end lines result in a breakdown of chlorine residuals, thereby limiting their disinfection abilities. Chlorine residual also helps to keep lead out of solution, which is important where lead service lines and old water mains exist within the distribution system. The poor water quality may be noticeable to residents and may result in a lack of confidence in the safety of the water. Where feasible, dead-end lines should be gradually removed from the system to eliminate the associated maintenance, operation efforts and water safety concerns.

2.8.2.4 Lead Service Lines (LSL)

Lead water services are a known potential public health hazard. Many LSLs still exist within older portions of the distribution system. These LSLs need to be eliminated within the next 20 years to meet the requirements of the Safe Drinking Water Act.

2.8.3 Booster Station

In addition to the hydraulic deficiency of the existing Booster Station with low standpipe levels, the Booster Station is deficient of several Ten States Standards recommendations for pumping facilities, summarized by the following:

- Pumps: "At least two pumping units shall be provided. With any pump out of service, the remaining pumps shall be capable of providing the maximum pumping demand of the system."
 - The Booster Station only has one pump.
- Standby Power: "A power supply shall be provided from a standby or auxiliary source. If standby power is provided by onsite generators or engines, the fuel storage and fuel line must be designed to protect the water supply from contamination."
 - The Booster Station does not have standby power.

Additional issues within the Booster Station include the following:

- Aging valves and piping date back to the 1950s. These components are heavily pitted and require replacement.
- Lead joints are likely present in the aging piping and should be removed as they are a potential public health hazard.
- There is currently no HVAC equipment for the basement. Additionally, the basement has drainage issues; a sump pump is required.

2.8.4 LSL Replacement

The LSLs associated with any proposed water main improvements project will be addressed. There are potential LSLs in the distribution system that are not associated with any water main improvements. Lead water service lines are a known potential public health hazard.

The lead service line replacement (LSLR) projects need to be completed to meet the requirements of the revised Lead and Copper Rule. Additional funding beyond 2024 is currently required to continue the City's LSLR program.

2.9 Compliance with Drinking Water Standards

EGLE issued a Sanitary Survey for the City of Owosso Water System in 2021. The document listed numerous recommendations for the water system. The City addressed those recommendations in their Capital Improvements Projects, and they have been incorporated herein.

2.10 Orders or Enforcement Actions

No court or enforcement orders, or written enforcement actions have been issued to the City regarding the water system.

2.11 Drinking Water Quality Problems

The aesthetic quality of the water produced by the WTP is generally good; there are no known drinking water problems in the overall distribution system. The water quality report is included in Appendix 2.

2.12 Projected Needs for the Next 20 Years

The 2023 Water System Reliability Study (WSRS) and WTP Evaluation Study were completed for the water system. The WSRS included a capital improvements plan (CIP) for both 5-year and 20-year distribution system improvements. The proposed raw water improvements are needed for maintaining compliance and reliability. The proposed WTP projects are based on the recommendations of the study and are needed to improve system reliability and maintain current WTP functionality.

The distribution system improvements include several water mains, transmission mains, and at the Booster Station based on the recommendations of the studies. The improvements will increase the water system reliability.

In addition to the distribution system improvements needed, LSLR is also needed. As mentioned, removal of lead service lines over the next 20 years, is required to meet the lead and copper rule of the Safe Drinking Water Act. The proposed lead service and distribution system improvements will have no impact on system demands nor performance.

3.0 Analysis of Alternatives

The alternatives were evaluated using the following project objectives:

- Replace service line materials that are no longer acceptable.
- Replace undersized and aged water mains to ensure system reliability.
- Optimize the existing system where possible to mitigate issues.
- Replace aged equipment to provide reliable water treatment and safe drinking water to system users.
- Utilize existing equipment locations and space available where possible.
- Minimize financial burden to water system users.
- Maintain plant operations during construction.
- Minimize environmental impact during construction.

3.1 Raw Water Supply

The alternatives analysis for the Raw Water Supply improvements are presented in this section.

3.1.1 *LW-1 and PS-W2 Wellhouse Building and Mechanical Equipment Improvements*

3.1.1.1 Alternative 1 – No Action

If no action is taken on the existing LW-1 and PS-W2 Wellhouse, the facilities will continue operating with aging equipment past their expected useful lives and reduce the reliability of the raw water supply system for the City's long-term production wells. Therefore, no further consideration is given to this alternative.

3.1.1.2 Alternative 2 – Optimum Performance of Existing Facilities

In this alternative the existing Wellhouses and mechanical equipment at both LW-1 and PS-W2 will be replaced with the City's standard wellhouse design. The City's standard wellhouse design includes the following building and ancillary components:

- HVAC equipment.
- Interior and exterior lighting.
- Single man door.
- Wall penetration for a blowoff pipe.
- Masonry block walls, insulated, with brick veneer.
- Metal or shingled roof.

Additionally, the existing magnetic flow meter at LW-1 will be replaced and an isolation valve will be added to PS-W2. The remaining existing well pumps and process equipment will remain in service as a part of these improvements. As both LW-1 and PS-W2 are primary production wells for the WTP and are both planned to remain in service long-term, improving the Wellhouses and upgrading the ancillary equipment will improve the reliability of the Wellhouses and the raw water production capability of the system. Additionally, by moving towards the City's standardized wellhouse design, future maintenance will be more efficient due to shared components and features between the various wells. The well pumps, process piping and equipment will remain in service as a part of any Wellhouse improvements. This alternative is evaluated further as a principal alternative.

3.1.1.3 Alternative 3 – Construction Alternative

A construction alternative will require new wells to be drilled and outfitted to replace the existing wells. As LW-1 and PS-W2 are both primary production wells for the City and planned to remain in service long-term,

optimization of the current wells is the more cost-effective alternative. Therefore, no further consideration is given to this alternative.

3.1.1.4 Alternative 4 – Regional Alternative

A regional alternative is not applicable for the Wellhouse improvements. The City is already a primary water supplier to surrounding municipalities and there are no other suppliers nearby; therefore, no further consideration is given to this alternative.

3.1.2 *PS-W1 Abandonment*

3.1.2.1 Alternative 1 – No Action

If no action is taken on the existing out of service well and Wellhouse, the facility will continue to remain noncompliant with Ten States Standards recommendations. Therefore, no further consideration will be given to this alternative.

3.1.2.2 Alternative 2 – Optimum Performance of Existing Facilities

In this alternative the existing well will be abandoned according to all State regulatory requirements. Additionally, the raw water main leading to the raw water transmission main will be cut, capped, and filled to prevent cross contamination. Finally, the existing Wellhouse structure and process equipment will be demolished. This alternative will bring the existing decommissioned PS-W1 well in line with Ten States Standards recommendations. This alternative is evaluated further as a principal alternative.

3.1.2.3 Alternative 3 – Construction Alternative

A construction alternative is not applicable for the PS-W1 well abandonment.

3.1.2.4 Alternative 4 – Regional Alternative

A regional alternative is not applicable for the PS-W1 well abandonment.

3.2 Water Treatment Plant

The alternatives analysis for the WTP improvements are presented in this section.

3.2.1 *Electrical Grounding and Equipment Improvements*

3.2.1.1 Alternative 1 – No Action

If no action is taken on the existing electrical grounding system at the WTP, the facility will continue to operate outside NEC requirements. Additionally, operating with the existing grounding configuration may pose reliability and safety risks; therefore, no further consideration is given to this alternative.

3.2.1.2 Alternative 2 – Optimum Performance of Existing Facilities

In this alternative, the following improvements would be made to correct the electrical grounding and equipment deficiencies:

- A double-ended switchboard with two 3-pole, 600-amp main circuit breakers; 3-pole, 600-amp tie circuit breaker; and corresponding kirk-key interlocks to replace the existing switchboard is recommended. It is assumed the existing pole-mounted transformer banks would be reused along with the downstream distribution panels. The new switchboard should be service entrance rated, suitable for use on a 3-phase, 4-wire power distribution system, and include integral surge protection on each side.

- Replacing the pole-mounted, gang-operated primary switch on the south service is required to meet NEC requirements related to customer-owned service disconnects.
- Replacing both banks of pole-mounted transformers and the associated conduit and wiring between the transformers and building would provide grounded services to the WTP, ensuring that fuses and circuit breakers trip properly. The new services would include grounded (neutral) and equipment grounding conductors. It is assumed that the existing double-ended switchboard would be replaced separately.
- Modifying the grounding electrode system to include driven electrodes at the pole-mounted primary switches, pole-mounted transformers, and building along with connections to WTP water service and effectively grounded building steel is recommended.
- Modifying feeder and branch circuits (greater than 100-amps) to include appropriately sized equipment grounding conductors is recommended.
- Adding surge protective devices to Panels MDP, MDP-R, and MDP-L is recommended.

These improvements will help bring the electrical equipment at the WTP back in line with NEC requirements and help to improve the operational safety and reliability of the WTP. This alternative is evaluated further as a principal alternative.

3.2.1.3 Alternative 3 – Construction Alternative

A construction alternative is cost prohibitive, requiring building of new facilities. It is more cost efficient to optimize the existing electrical grounding system. Therefore, this alternative is not evaluated further.

3.2.1.4 Alternative 4 – Regional Alternative

A regional alternative is not applicable for the electrical grounding improvements; therefore, no further consideration is given to this alternative.

3.2.2 *Storage Reservoir, High Service Pumping, and Transfer Pumping Improvements*

3.2.2.1 Alternative 1 – No Action

If no action is taken on the existing underground storage reservoir, the WTP will continue to operate with a failing piece of infrastructure that is critical to the delivery of potable water to the system. This poses a significant risk to the reliability of the WTP; therefore, no further consideration is given to this alternative.

If no action is taken on the existing high service pumps, they will continue to operate outside of Ten States Standards recommendations due to their location beneath the flood elevation. This also poses a reliability risk to the WTP; therefore, no further consideration is given to this alternative.

3.2.2.2 Alternative 2 – Optimum Performance of Existing Facilities

Optimization of the existing underground storage reservoir is not possible as it cannot currently be bypassed for repairs or rehabilitation. Additionally, even if the tank were able to be rehabilitated, it still would not meet several Ten States Standards recommendations due to its location below grade. No further consideration is given to this alternative.

Optimization of the existing HSPs would require them to be moved above potential flooding levels in accordance with Ten States Standards recommendations. The movement of the pumps would reduce the available net positive suction head (NPSH), further exacerbating the existing hydraulic deficiency between the underground storage reservoir and the HSPs. Therefore, any movement of the HSPs must be made in conjunction with the addition of new above-ground finished water storage on the WTP site. Attempting to maintain the existing high service pumps within the existing footprint of the WTP is not feasible; therefore, no further consideration is given to this alternative.

3.2.2.3 Alternative 3 – Construction Alternative

In this alternative, two new 0.75 MG ground storage tanks would be constructed in the northwest portion of the existing WTP site. It is assumed that these tanks would be of the prestressed concrete style. Having two tanks will allow the City to take one-tank out of service and still have storage on-site to utilize. Due to the increase in elevation from the existing underground storage reservoir to the above-ground storage tanks the filters would be unable to fill the new ground storage tanks via gravity flow. Therefore, transfer pumps sized for the maximum flow from the filters, would be required to increase the hydraulic grade to fill the new ground storage tanks.

A new combined high service and transfer pumping station would also be constructed on the WTP site. Water from the filters would flow by gravity to the Pump Station. It is assumed that the transfer pumps would draw suction from either a new below grade clearwell or from concrete encased suction cans. A below grade clearwell option would require special design features to protect the finished water from contamination. The clearwell and concrete encased suction can option should be further evaluated as part of a detailed preliminary design. The transfer pumps would convey water to the new ground storage tanks. The ground storage tanks would then supply the new high service pumps, which would convey water to the distribution system. Locating the high service pumps and finished water storage above grade not only updates the facilities to meet current design standards, but it also removes the existing hydraulic limitation of the existing underground storage reservoir and high service pumping system, increasing the operational flexibility of the WTP and the overall functional storage capacity of the water system. This alternative is evaluated further as a principal alternative.

3.2.2.4 Alternative 4 – Regional Alternative

A regional alternative is not applicable for the storage reservoir, high service pumping, and transfer pumping improvements. The City is already a primary water supplier to surrounding municipalities. There are no other suppliers nearby; therefore, no further consideration is given to this alternative.

3.2.3 *Chlorine Feed Improvements*

3.2.3.1 Alternative 1 – No Action

If no action is taken, the existing sodium hypochlorite bulk storage system will continue to be used. The issues associated with the rising costs of the chemical, aging bulk tank and leaking valving and piping, unreliable supply chain, and issues with ease of access will continue to exist. Therefore, no further consideration is given to this alternative.

3.2.3.2 Alternative 2 – Optimum Performance of Existing Facilities

Optimization of the existing chlorine feed system would include replacement of components such as the existing bulk tanks, day tanks, and metering pumps in-kind. The life of the equipment may be extended further; however, by remaining within the existing chemical room footprint, the existing issues associated with chemical costs, unreliable supply chain, and access would continue to exist. Therefore, no further consideration is given to this alternative.

3.2.3.3 Alternative 3 – Construction Alternative

A construction alternative includes the installation of a new disinfection technology in a new enclosure on the WTP site. Typical generation systems utilize sodium chloride and softened water to make a salt brine. The brine is electrolyzed to form a low concentration sodium hypochlorite and hydrogen gas. This low-concentration sodium hypochlorite would be fed directly to the process, while the hydrogen gas is vented to the atmosphere.

With an onsite generation system in a new enclosure on the WTP site, the City would not be subjected to the increasing costs of bulk deliveries of hypochlorite; they would produce disinfectant as needed from salt, which is more readily available. Additionally, the lower concentration of hypochlorite produced (approximately 0.8%) by

the onsite generation system would be less dangerous for operators compared to the current 15% bulk hypochlorite, if operators are exposed to the chemical.

Two onsite generation systems, one duty and one for redundancy, could be installed to allow the City to perform maintenance on one system while still having capacity to meet chlorine demands. Redundant bulk storage and day tanks would be provided. The new enclosure would include secondary containment for chemical spills and metering pumps for dosing hypochlorite to the treatment process. This alternative is being evaluated further as a principal alternative.

3.2.3.4 Alternative 4 – Regional Alternative

A regional alternative is not applicable for the chlorine feed improvements. The City is already a primary water supplier to surrounding municipalities. There are no other suppliers nearby; therefore, no further consideration is given to this alternative.

3.3 Distribution System

The alternatives analysis for the Distribution System improvements are presented in this section.

3.3.1 *Transmission Main and River Crossings Improvements*

3.3.1.1 Alternative 1 – No Action

If the proposed transmission main is not completed, there will be a risk associated with the failure of aged main, water loss and expensive emergency repairs. The river crossings are also aged; since they are not buried, they are exposed to the elements. There is a risk of failure in these crossings that could result in water loss and expensive emergency repairs.

3.3.1.2 Alternative 2 – Optimum Performance of Existing Facilities

Optimization of the transmission mains and the river crossings is not viable. Repairs are reactionary, expensive, and not a long-term cost-effective solution. Therefore, this alternative will not be considered further.

3.3.1.3 Alternative 3 – Construction Alternative

In this alternative the aged transmission mains will be replaced. The river crossings will be replaced via a construction technology such as horizontal directional drilling. This alternative is evaluated further as a principal alternative. The proposed transmission mains and river crossings for replacements are included in Figures 8-10.

3.3.1.4 Alternative 4 – Regional Alternative

A regional alternative is not applicable for the transmission main improvements. The City is already a primary water supplier to surrounding municipalities; therefore, no further consideration is given to this alternative.

3.3.2 *Water Main Improvements*

3.3.2.1 Alternative 1 – No Action

If the proposed water main replacements are not completed, the risk of main breaks, lost water, excessive head loss, decreased system pressure, and water quality problems associated with undersized aging water main will remain. Therefore, the no action alternative will not be considered further.

3.3.2.2 Alternative 2 – Optimum Performance of Existing Facilities

Optimization, such as exercising valves, adjusting flows, or other operational measures, is not viable for the 4-inch water mains. Water main repairs are reactionary and not considered a long-term approach to solve problems with pressure and aging pipe. Rehabilitation measures such as pipe lining are not considered cost effective or practical in this case. The mains targeted for replacement are undersized, tuberculated, have deficient pressure,

experience frequent breaks, and contribute to water quality problems. Therefore, this alternative is eliminated from further consideration.

3.3.2.3 Alternative 3 – Construction Alternative

In this alternative, the aged cast iron water main would be replaced with new water main. The project would also include replacement of LSLs associated with these water mains (separate from the proposed LSLR only project). This would address the issues associated with undersized, aging water mains, such as: risk of main breaks, lost water, excessive head loss, decreased system pressure, and water quality problems. In addition to addressing the water main issues, associated LSLs will be replaced to comply with the Safe Drinking Water Act. Therefore, this alternative is evaluated further as the principal alternative for water main.

The proposed water mains for replacements are included in Figure 11. The details associated with the water mains included in the proposed improvements is included in the Selected Alternatives section.

3.3.2.4 Alternative 4 – Regional Alternative

The City is a water service provider in the region. Regardless of the system supply, these water mains have reached the end of their expected useful life and will need to be replaced to remain operational, reduce frequency of main breaks, and provide adequate fire protection. Therefore, no further consideration is given to this alternative.

3.3.3 *Booster Station Improvements*

3.3.3.1 Alternative 1 – No Action

If no action is taken at the existing Booster Station, the functional operational volume of the standpipe will continue to be limited due to the hydraulic deficiencies in the Booster Station. Additionally, the Booster Station would remain operating outside of Ten States Standards recommendations; therefore, no further consideration is given to this alternative.

3.3.3.2 Alternative 2 – Optimum Performance of Existing Facilities

In this alternative, the existing process equipment and piping would be demolished in the existing Booster Station. Two new booster pumps, one duty and one standby, will replace the existing single pump to correct the deficiency from Ten States Standards recommendations. Each booster pump will be driven by a VFD and will be remotely operable from the WTP. The pumps will be sized for one pump to meet the required system demands. In the event of a large fire, it is expected that the second pump could be operated in parallel to increase the flow of stored water back into the distribution system.

Other improvements that would be completed in this alternative include the following:

- Installation of a generator and automatic switchgear to provide standby power to the Booster Station.
- Installation of a separate metered tank fill line and metered pump discharge line.
- Installation of two new pump suction lines directly connected to the standpipe.
- Installation of a new altitude valve with flow throttling capability.
- Replacement of aging mechanical/HVAC equipment.
- Replacement of basement sump pump and plumbing.

These improvements will bring the Booster Station in line with current Ten States Standards recommendations and will increase the functional operational volume of the standpipe, thereby increasing the reliability and operational flexibility of the distribution system. This alternative is evaluated further as a principal alternative.

3.3.3.3 Alternative 3 – Construction Alternative

A construction alternative is not cost efficient, as the necessary improvements can be made within the footprint of the existing Booster Station facility. Therefore, no further consideration is given to this alternative.

3.3.3.4 Alternative 4 – Regional Alternative

A regional alternative is not applicable for the Booster Station improvements. The City is already a primary water supplier to surrounding municipalities; therefore, no further consideration is given to this alternative.

3.3.4 *Lead Service Line Replacement (LSLR)*

3.3.4.1 Alternative 1 – No Action

This alternative is not considered because LSLs are no longer acceptable and must be replaced to comply with the Safe Drinking Water Act.

3.3.4.2 Alternative 2 – Optimum Performance of Existing Facilities

Lead is no longer an acceptable material for water service lines and no improvements can be made to the existing services to reduce health risks associated with lead and improve performance; therefore, this alternative is not viable.

3.3.4.3 Alternative 3 – Construction Alternative

This alternative will focus on replacements of the LSLs within the City. The replacements will vary and fall into the following categories:

- Full replacements: Water service to be replaced from the water main up to the Owner's meter location.
- Partial replacement: Water service to be replaced from the water main up to the curb stop, or from the curb stop to the Owner's meter location.

This alternative is evaluated further as a principal alternative.

3.3.4.4 Alternative 4 – Regional Alternative

A regional alternative is not applicable for LSLR as the service line replacements are required to comply with the Safe Drinking Water Act.

4.0 Principal Alternatives

4.1 Monetary Evaluation – Raw Water Supply

4.1.1 *LW-1 and PS-W2 Wellhouse Building and Mechanical Equipment Improvements*

A monetary analysis was completed for Alternative 2 – Optimum Performance of Existing Facilities. Table 10 indicates the total estimated project budget cost for the LW-1 and PS-W2 Wellhouse Building and Mechanical Equipment Improvements is \$770,000.

Table 10 – Estimated Project Cost – LW-1, PS-W2 Wellhouse Building/Mechanical Equipment Improvements

Item	Initial Capital Cost	Salvage Value
LW-1		
Demolition	\$20,000	\$0
Magnetic Flow Meter	\$11,000	0
Wellhouse Building	\$125,000	\$80,000
HVAC & Misc. Equipment	\$75,000	\$0
PS-W2		
Demolition	\$20,000	\$0
Isolation Valve	\$6,500	\$3,000
Wellhouse Building	\$125,000	\$80,000
HVAC & Misc. Equipment	\$75,000	\$0
Subtotal: Estimated Bare Construction Cost	\$457,500	
Contractor General Conditions, Overhead and Profit	\$70,000	
Contingency	\$100,000	
Engineering, Administration, Legal	\$140,000	
Total: Estimated Project Budget	\$770,000	

4.1.2 PS-W1 Abandonment

A monetary analysis was completed for Alternative 2 – Optimum Performance of Existing Facilities. Table 11 indicates the total estimated project budget cost for the PS-W1 Abandonment is \$90,000.

Table 11 – Estimated Project Cost – PS-W1 Abandonment

Item	Initial Capital Cost	Salvage Value
Demolition	\$25,000	\$0
PS-W1 Well Abandonment	\$8,000	\$0
PS-W1 Raw Water Main Abandonment	\$8,000	\$0
Subtotal: Estimated Bare Construction Cost	\$41,000	
Contractor General Conditions, Overhead and Profit	\$10,000	
Contingency	\$10,000	
Engineering, Administration, Legal	\$20,000	
Total: Estimated Project Budget	\$90,000	

4.2 Monetary Evaluation – Water Treatment Plant

4.2.1 Electrical Grounding and Equipment Improvements

A monetary analysis was completed for Alternative 2 – Optimum Performance of Existing Facilities. Table 12 indicates the total estimated project budget cost for the Electrical Grounding and Equipment Improvements is \$1,540,000.

Table 12 – Estimated Project Cost – Electrical Grounding and Equipment Improvements

Item	Initial Capital Cost	Salvage Value
Double Ended Switchboard	\$150,000	\$50,000
Pole-Mounted Gang-Operated Primary Switch	\$100,000	\$40,000
Pole-Mounted Transformers	\$400,000	\$140,000
Grounding Electrode System	\$100,000	\$40,000
Feeder and Branch Circuits	\$100,000	\$40,000
Surge Protective Devices	\$80,000	\$30,000
Subtotal: Estimated Bare Construction Cost	\$930,000	
Contractor General Conditions, Overhead and Profit	\$140,000	
Contingency	\$190,000	
Engineering, Administration, Legal	\$280,000	
Total: Estimated Project Budget	\$1,540,000	

4.2.2 Storage Reservoir, High Service Pumping, and Transfer Pumping Improvements

A monetary analysis was completed for Alternative 3 – Construction Alternative. Table 13 indicates the total estimated project budget cost for the Storage Reservoir, High Service Pumping, and Transfer Pumping Improvements is \$17,620,000.

Table 13 – Estimated Project Cost – Storage Reservoir, High Service and Transfer Pumping Improvements

Item	Initial Capital Cost	Salvage Value
Prestressed Concrete Tanks		
750,000-gal Ground Storage Tanks	\$3,500,000	\$2,100,000
Process Equipment		
3.0 MGD High Service Pumps (150 HP)	\$360,000	\$120,000
3.0 MGD Transfer Pumps (40 HP)	\$270,000	\$90,000
Trolley Hoist	\$15,000	\$10,000
Process Pipe Allowance	\$1,200,000	\$720,000
Process Valve Allowance	\$500,000	\$300,000
Misc. Supports, Sleeve, Penetration Allowance	\$50,000	\$30,000
Instrumentation Allowance	\$100,000	\$0
Building and Site		
Pump Station Building	\$1,260,000	\$1,010,000
Transfer Pump Concrete Encasement	\$682,400	\$550,000
Storage Tank Valve Vault	\$50,000	\$30,000
Site Work Allowance	\$750,000	\$450,000
Electrical and Mechanical		
Electrical Allowance	\$1,250,000	\$0
Systems Integration Allowance	\$200,000	\$0
Mechanical Allowance	\$500,000	\$0
Subtotal: Estimated Bare Construction Cost	\$10,687,400	
Contractor General Conditions, Overhead and Profit	\$1,610,000	
Contingency	\$2,140,000	
Engineering, Administration, Legal	\$3,180,000	
Total: Estimated Project Budget	\$17,620,000	

4.2.3 Chlorine Feed Improvements

A monetary analysis was completed for the Alternative 3 – Construction Alternative. Table 14 indicates the total estimated project budget cost for the Chlorine Feed Improvements is \$1,490,000.

Table 14 – Estimated Project Cost – Chlorine Feed Improvements

Item	Initial Capital Cost	Salvage Value
Chemical Feed System		
OSG Skids, Brine Storage Tank, Hypochlorite Storage Tank, Accessories	\$275,000	\$100,000
Day Tanks	\$60,000	\$20,000
Transfer Pumps	\$16,000	\$10,000
Metering Pumps	\$24,000	\$10,000
Building and Site		\$0
OSG Building	\$294,000	\$240,000
Site Work Allowance	\$50,000	\$30,000
Site Chemical Piping	\$50,000	\$30,000
Electrical and Mechanical		\$0
Electrical Allowance	\$110,000	\$0
Mechanical Allowance	\$20,000	\$0
Subtotal: Estimated Bare Construction Cost	\$899,000	
Contractor General Conditions, Overhead and Profit	\$140,000	
Contingency	\$180,000	
Engineering, Administration, Legal	\$270,000	
Total: Estimated Project Budget	\$1,490,000	

4.3 Monetary Evaluation – Distribution System

4.3.1 Transmission Main and River Crossing Improvements

A monetary analysis was completed for Alternative 3 – Construction Alternative. The costs have been provided by each Fiscal Year, from 2026-2029 in Tables 15-18. The tables indicate that the total estimated project budget cost for the Transmission Main and River Crossing Improvements is \$18,390,000.

Table 15 – Estimated Project Cost – Transmission Main and River Crossing Improvements (FY2026)

Project	Initial Capital Cost	Salvage Value
Allendale Avenue Transmission Main (WTP to Frazer Avenue)	\$220,000	\$140,000
Frazer Avenue Transmission Main (Allendale Avenue to Corunna Avenue)	\$448,000	\$270,000
Garfield Street Transmission Main (Corunna Avenue to Monroe Street)	\$351,000	\$220,000
McMillan Road Transmission Main (Monroe Avenue to South Street)	\$701,000	\$430,000
12-inch Finished Water River Crossing (S. Gould Street to WTP)	\$662,000	\$400,000
24-inch Finished Water River Crossing (S. Gould Street to WTP)	\$1,332,000	\$800,000
Subtotal: Estimated Bare Construction Cost	\$3,714,000	
Contractor General Conditions, Overhead and Profit	\$560,000	
Contingency	\$750,000	
Engineering, Administration, Legal	\$1,110,000	
Total: Estimated Project Budget	\$6,140,000	

Table 16 – Estimated Project Cost – Transmission Main and River Crossing Improvements (FY2027)

Project	Initial Capital Cost	Salvage Value
South Street Transmission Main (McMillan Road to Vandecarr Road)	\$1,179,000	\$710,000
Cross-Lot Transmission Main (Vandecarr Road to Cook Road)	\$365,000	\$220,000
Cross-Lot Transmission Main (Cook Road to Palmer Street)	\$627,000	\$380,000
Palmer Street Well 2 Transmission Main (PS-W2 to Cross Lot)	\$86,000	\$60,000
Palmer Street Well 3 Transmission Main (PS-W3 to Cross Lot)	\$144,000	\$90,000
Subtotal: Estimated Bare Construction Cost	\$2,401,000	
Contractor General Conditions, Overhead and Profit	\$370,000	
Contingency	\$490,000	
Engineering, Administration, Legal	\$720,000	
Total: Estimated Project Budget	\$3,990,000	

Table 17 – Estimated Project Cost – Transmission Main and River Crossing Improvements (FY2028)

Project	Initial Capital Cost	Salvage Value
Hintz Road Transmission Main (Hintz Well to Copas Road)	\$2,006,000	\$1,210,000
Copas Road Transmission Main (Hintz Road to Hazelton Road)	\$367,000	\$230,000
Subtotal: Estimated Bare Construction Cost	\$2,373,000	
Contractor General Conditions, Overhead and Profit	\$360,000	
Contingency	\$480,000	
Engineering, Administration, Legal	\$710,000	
Total: Estimated Project Budget	\$3,930,000	

Table 18 – Estimated Project Cost – Transmission Main and River Crossing Improvements (FY2029)

Project	Initial Capital Cost	Salvage Value
Hazelton Road Transmission Main (Oliver Street to M-21)	\$419,000	\$260,000
Rawleigh Avenue Transmission Main (M-21 to Grover Street)	\$230,000	\$140,000
Raw Water River Crossing (Grover Street to WTP)	\$990,000	\$600,000
12-inch Finished Water River Crossing (Oakwood Avenue to S. Gould Street)	\$439,000	\$270,000
16-inch Finished Water River Crossing (Cass Street to Jerome Avenue)	\$188,000	\$120,000
12-inch Finished Water River Crossing (M-71 to Jerome Avenue)	\$346,000	\$210,000
Subtotal: Estimated Bare Construction Cost	\$2,612,000	
Contractor General Conditions, Overhead and Profit	\$400,000	
Contingency	\$530,000	
Engineering, Administration, Legal	\$780,000	
Total: Estimated Project Budget	\$4,330,000	

4.3.2 Water Main Improvements

A monetary analysis was completed for Alternative 3 – Construction Alternative. The water main replacement project budget cost for the construction alternative is presented in tables below. These costs are preliminary estimates and will be further refined during the project design phase. The costs have been provided by each Fiscal Year, from 2025-2029 in Tables 19-23. The tables indicate that the total estimated project cost for the water main

improvement projects is \$35,880,000. A typical design life of 50 years was used for the salvage value calculation for each water main improvement.

Table 19 – Estimated Project Cost – Water Main Improvements (FY2025)

Project	Initial Capital Cost	Salvage Value
Nafus Street Water Main (S. End to Frederick Street)	\$119,000	\$80,000
Gilbert Street Water Main (Mason Street to Oliver Street)	\$230,000	\$140,000
Clinton Street Water Main (Cedar Street to Shiawassee Street)	\$403,000	\$250,000
Olmstead Street Water Main (Ward Street to Chipman Street)	\$154,000	\$100,000
Harding Avenue Water Main (Willow Springs to Hanover Street)	\$196,000	\$120,000
Hanover Street Water Main (Harding Avenue to Riverside Drive)	\$109,000	\$70,000
Stewart Street Water Main (Cedar Street to Shiawassee Street)	\$465,000	\$280,000
Williams Street Water Main (Shiawassee Street to Washington Street)	\$540,000	\$330,000
Dewey Street Water Main (Main Street (M-21) to King Street)	\$2,047,000	\$1,230,000
Young Street Water Main (Chestnut Street to Brooks Street)	\$358,000	\$220,000
Grace Street Water Main (Cedar Street to Shiawassee Street)	\$424,000	\$260,000
Subtotal: Estimated Bare Construction Cost	\$5,045,000	
Contractor General Conditions, Overhead and Profit	\$760,000	
Contingency	\$1,010,000	
Engineering, Administration, Legal	\$1,500,000	
Total: Estimated Project Budget	\$8,320,000	

Table 20 – Estimated Project Cost – Water Main Improvements (FY2026)

Project	Initial Capital Cost	Salvage Value
Genesee Street Water Main (Michigan Avenue to Green Street)	\$152,000	\$100,000
Adams Street Water Main (Oliver Street to King Street)	\$352,000	\$220,000
Adams Street Water Main (Elizabeth Street to N. of Jennett Street)	\$101,000	\$70,000
Brandon Street Water Main (Summit Street to Dingwall Drive)	\$117,000	\$80,000
Dingwall Drive Water Main (Brandon Street to N. End)	\$302,000	\$190,000
Nafus Street Water Main (Stewart Street to N. End)	\$153,000	\$100,000
Woodlawn Avenue Water Main (Farr Street to Auburndale Avenue)	\$236,000	\$150,000
Shady Lane Drive Water Main (Meadow Drive to Chipman Street)	\$290,000	\$180,000
Exchange Street Water Main (Saginaw Street to Dewey Street)	\$496,000	\$300,000
State Street (S. End to Clyde Street)	\$115,000	\$70,000
State Street (Clyde Street to Stewart Street)	\$347,000	\$210,000
Clyde Street (State Street to Lyon Street)	\$115,000	\$70,000
Lyon Street (Clyde Street to Grace Street)	\$116,000	\$70,000
Subtotal: Estimated Bare Construction Cost	\$2,892,000	
Contractor General Conditions, Overhead and Profit	\$440,000	
Contingency	\$580,000	
Engineering, Administration, Legal	\$870,000	
Total: Estimated Project Budget	\$4,790,000	

Table 21 – Estimated Project Cost – Water Main Improvements (FY2027)

Project	Initial Capital Cost	Salvage Value
Frazer Avenue Water Main (Corunna Avenue to Allendale Avenue)	\$340,000	\$210,000
Gould Street Water Main (Exchange Street to North Street)	\$1,706,000	\$1,030,000
Jennett Street Water Main (Shiawassee Street to Adams Street)	\$234,000	\$150,000
Oak Street Water Main (Main Street (M-21) to Williams Street)	\$382,000	\$230,000
Chipman Street Water Main (Harding Avenue to North Street)	\$554,000	\$340,000
Chipman Street Water Main (Main Street (M-21) to Beehler Street)	\$676,000	\$410,000
Cedar Street Water Main (Hampton Avenue to Main Street (M-21))	\$1,652,000	\$1,000,000
Mason Street Water Main (Saginaw Street to Dewey Street)	\$470,000	\$290,000
Subtotal: Estimated Bare Construction Cost	\$6,014,000	
Contractor General Conditions, Overhead and Profit	\$910,000	
Contingency	\$1,210,000	
Engineering, Administration, Legal	\$1,790,000	
Total: Estimated Project Budget	\$9,930,000	

Table 22 – Estimated Project Cost – Water Main Improvements (FY2028)

Project	Initial Capital Cost	Salvage Value
Elmwood Water Main (Abbott Street to King Street)	\$152,000	\$100,000
Washington Street Water Main (Stratford Drive to North Street)	\$283,000	\$170,000
Williams Street Water Main (Washington Street to Dewey Street)	\$496,000	\$300,000
Wiltshire Drive Water Main (Huntington Drive to Moore Street)	\$304,000	\$190,000
Ball Street Water Main (Exchange Street to Jennett Street)	\$924,000	\$560,000
Monroe Street Water Main (Washington Street to Broadway Avenue)	\$481,000	\$290,000
King Street Water Main (Fifth Street to Ada Street)	\$430,000	\$260,000
Broadway Avenue Water Main (Auburndale Avenue to Franklin Street)	\$234,000	\$150,000
Subtotal: Estimated Bare Construction Cost	\$3,304,000	
Contractor General Conditions, Overhead and Profit	\$500,000	
Contingency	\$670,000	
Engineering, Administration, Legal	\$990,000	
Total: Estimated Project Budget	\$5,470,000	

Table 23 – Estimated Project Cost – Water Main Improvements (FY2029)

Project	Initial Capital Cost	Salvage Value
Ada Street Water Main (Oliver Street to Lee Street)	\$149,000	\$90,000
Cass Street Water Main (Shiawassee Street to Green Street)	\$462,000	\$280,000
Curwood Drive Water Main (Oliver Street to Woodhall Court)	\$54,000	\$40,000
Stinson Street Water Main (West Street to Chipman Street)	\$383,000	\$230,000
West Street Water Main (King Street to Stinson Street)	\$93,000	\$60,000
Woodhall Court Water Main (Curwood Drive to Oliver Street)	\$155,000	\$100,000
Fifth Street Water Main (Oliver Street to King Street)	\$235,000	\$150,000
First Street Water Main (Oliver Street to King Street)	\$274,000	\$170,000
Comstock Street Water Main (Park Street to Gould Street)	\$904,000	\$550,000
Elm Street Water Main (Main Street (M-21) to River Street)	\$250,000	\$150,000
Dewey Street Water Main (Comstock Street to Main Street)	\$110,000	\$70,000
Huntington Drive Water Main (Moore Street to Stevens Drive)	\$347,000	\$210,000
Martin Street Water Main (Stewart Street to Milwaukee Street)	\$421,000	\$260,000
Water Street Water Main (Oliver Street to King Street)	\$326,000	\$200,000
Campbell Drive Water Main (Ada Street to Ada Street)	\$301,000	\$190,000
Subtotal: Estimated Bare Construction Cost	\$4,464,000	
Contractor General Conditions, Overhead and Profit	\$670,000	
Contingency	\$900,000	
Engineering, Administration, Legal	\$1,330,000	
Total: Estimated Project Budget	\$7,370,000	

4.3.3 *Booster Station Improvements*

A monetary analysis was completed for Alternative 2 – Optimum Performance of Existing Facilities. Table 24 indicates the total estimated project budget cost for the Booster Station Improvements is \$1,240,000.

Table 24 – Estimated Project Cost – Booster Station Improvements

Item	Initial Capital Cost	Salvage Value
Demolition	\$75,000	\$0
Pumps (30 HP)	\$110,000	\$40,000
Process Piping Allowance	\$150,000	\$90,000
Process Valve Allowance	\$50,000	\$20,000
Misc. Supports, Sleeve, Penetration Allowance	\$10,000	\$10,000
Instrumentation Allowance	\$35,000	\$0
Electrical Allowance	\$175,000	\$0
Systems Integration Allowance	\$50,000	\$0
Mechanical Allowance	\$80,000	\$0
Subtotal: Estimated Bare Construction Cost	\$735,000	
Contractor General Conditions, Overhead and Profit	\$110,000	
Contingency	\$150,000	
Engineering, Administration, Legal	\$220,000	
Total: Estimated Project Budget	\$1,240,000	

4.3.4 Lead Service Line Replacement

A monetary analysis was completed for the Alternative 3 – Construction Alternative. The costs have been provided by each Fiscal Year, from 2025-2029 in Tables 25-29. The tables indicate that the total estimated project cost for the LSLRs is \$4,500,000. These costs are preliminary estimates and will be further refined during the project design phase.

Table 25 – Estimated Project Cost – LSLR (FY2025)

Item	Initial Capital Cost	Salvage Value
New Service Lines	\$630,000	\$402,000
Subtotal: Estimated Bare Construction Cost	\$630,000	
Contractor General Conditions, Overhead and Profit	\$110,000	
Contingency	\$70,000	
Engineering, Administration, Legal	\$50,000	
Total: Estimated Project Budget	\$900,000	

Table 26 – Estimated Project Cost – LSLR (FY2026)

Item	Initial Capital Cost	Salvage Value
New Service Lines	\$630,000	\$402,000
Subtotal: Estimated Bare Construction Cost	\$630,000	
Contractor General Conditions, Overhead and Profit	\$110,000	
Contingency	\$70,000	
Engineering, Administration, Legal	\$50,000	
Total: Estimated Project Budget	\$900,000	

Table 27 – Estimated Project Cost – LSLR (FY2027)

Item	Initial Capital Cost	Salvage Value
New Service Lines	\$630,000	\$402,000
Subtotal: Estimated Bare Construction Cost	\$630,000	
Contractor General Conditions, Overhead and Profit	\$110,000	
Contingency	\$70,000	
Engineering, Administration, Legal	\$50,000	
Total: Estimated Project Budget	\$900,000	

Table 28 – Estimated Project Cost – LSLR (FY2028)

Item	Initial Capital Cost	Salvage Value
New Service Lines	\$630,000	\$402,000
Subtotal: Estimated Bare Construction Cost	\$630,000	
Contractor General Conditions, Overhead and Profit	\$110,000	
Contingency	\$70,000	
Engineering, Administration, Legal	\$50,000	
Total: Estimated Project Budget	\$900,000	

Table 29 – Estimated Project Cost – LSLR (FY2029)

Item	Initial Capital Cost	Salvage Value
New Service Lines	\$630,000	\$402,000
Subtotal: Estimated Bare Construction Cost	\$630,000	
Contractor General Conditions, Overhead and Profit	\$110,000	
Contingency	\$70,000	
Engineering, Administration, Legal	\$50,000	
Total: Estimated Project Budget	\$900,000	

4.4 Present Worth Analysis

A present worth analysis was completed using the 2% discount rate provided by EGLE for the construction and no action alternatives, as summarized in Tables 30-32 below. A present worth analysis details are included in Appendix 3. The No-Action alternative has no associated capital costs. Sunk costs are not included in the analysis.

Table 30 – Present Worth Analysis – Raw Water Supply

	LW-1 and PS-W2 Wellhouse Building and Mechanical Equipment Improvements		PS-W1 Abandonment		No-Action	
	Cost/Value	20-Year Present Worth	Cost/Value	20-Year Present Worth	Cost/Value	20-Year Present Worth
Capital Cost	\$770,000	\$770,000	\$90,000	\$90,000	\$0	\$0
O&M Cost/Year	\$3,500	\$60,000	\$0	\$0	\$3,500	\$60,000
Salvage Value	(\$163,000)	(\$110,000)	\$0	\$0	\$0	\$0
Total Worth		\$720,000		\$90,000		\$60,000

Table 31 – Present Worth Analysis – Water Treatment Plant

	Electrical Grounding, Equipment Improvements		Storage Reservoir, High Service Pumping, Transfer Pumping Improvements		Chlorine Feed Improvements	
	Cost/Value	20-Year Present Worth	Cost/Value	20-Year Present Worth	Cost/Value	20-Year Present Worth
Capital Cost	\$1,540,000	\$1,540,000	\$17,620,000	\$17,620,000	\$1,490,000	\$1,490,000
O&M Cost/Year	\$5,000	\$80,000	\$80,000	\$1,310,000	\$12,500	\$200,000
Salvage Value	(\$340,000)	(\$230,000)	(\$5,410,000)	(\$3,650,000)	(\$440,000)	(\$300,000)
Total Worth		\$1,390,000		\$15,280,000		\$1,390,000
	No-Action					
	Cost/Value	20-Year Present Worth				
Capital Cost	\$0	\$0				
O&M Cost/Year	\$80,000	\$1,310,000				
Salvage Value	\$0	\$0				
Total Worth		\$1,310,000				

Table 32 – Present Worth Analysis – Distribution System

	Transmission Main, River Crossing Improvements		Water Main Improvements		Booster Station Improvements	
	Cost/Value	20-Year Present Worth	Cost/Value	20-Year Present Worth	Cost/Value	20-Year Present Worth
Capital Cost	\$18,390,000	\$18,390,000	\$34,600,000	\$34,600,000	\$1,240,000	\$1,240,000
O&M Cost/Year	\$46,000	\$750,000	\$88,000	\$1,440,000	\$15,000	\$250,000
Salvage Value	(\$6,760,000)	(\$4,570,000)	(\$12,840,000)	(\$8,660,000)	(\$160,000)	(\$110,000)
Total Worth		\$14,570,000		\$27,380,000		\$1,380,000
	LSLR		No-Action			
	Cost/Value	20-Year Present Worth	Cost/Value	20-Year Present Worth		
Capital Cost	\$4,500,000	\$4,500,000	\$0	\$0		
O&M Cost/Year	\$0	\$0	\$234,000	\$3,820,000		
Salvage Value	(\$2,034,000)	(\$1,380,000)	\$0	\$0		
Total Worth		\$3,120,000		\$3,820,000		

4.5 Environmental Evaluation

4.5.1 Cultural Resources

The raw water supply improvements at LW-1 and PS-W2 Wellhouse are limited to the well site. The PS-W1 abandonment consists of taking the existing well out of service. The WTP and Booster Station projects are limited to the WTP site. The proposed distribution system and LSLR projects will have no direct historical or archeological impacts. If a service line is identified for replacement and located in the vicinity of the historical marker measures will be taken to protect it from damage during construction. The water main and transmission main improvements will occur where there is an existing water main and will be limited to the right-of-way (ROW). The river crossings be limited to the existing crossing locations.

Therefore, no direct impacts on the cultural resources are anticipated from the water system improvement projects.

4.5.2 The Natural Environment

There are no potential long-term impacts on the natural environment because of the proposed projects. A temporary decrease in air quality may occur due to the construction. Additionally, the yards of homeowners receiving LSLRs will be temporarily disturbed but will be restored to the original condition upon completion of the work. The river crossing projects will include methods such as directional drilling underneath the water body to minimize impacts to the natural environment.

4.6 Mitigation

The impact on air quality will be controlled to the greatest extent possible by limiting construction to the regular construction season, during normal working hours. Soil erosion and sedimentation measures will be installed to ensure no debris associated with the excavation impact the natural environment.

4.7 Implementability and Public Participation

The City owns and operates its water distribution system, including the WTP, and the proposed projects do not require intermunicipal agreements. The public will be provided with opportunities to review the project planning

document prior to a public hearing meeting. The City will also present the plan to the public during a regularly scheduled City Council meeting, to provide the community with an opportunity to voice concerns associated with the proposed projects. Refer to Section 8.0 for more information. Public concerns will be considered whenever possible throughout design and construction.

4.8 Technical Considerations

The raw water supply system improvements are needed to maintain compliance and system reliability. The WTP and Booster Station projects are needed for water quality and regulatory compliance. The water main, transmission main and river crossing improvements are needed to address aged water mains, water quality and system reliability. Within 20 years, the LSLs must be replaced to meet compliance requirements of the Safe Drinking Water Act. In addition, aging infrastructure components that continue to be operated, increase the likelihood of failures and diminished system reliability.

4.9 Residuals

The improvement projects will have no impact on the residuals.

4.10 Industrial/Commercial/Institutional

The water system improvement projects will occur in fully developed areas. In most cases it will be limited to the existing site or the ROW. Therefore, no changes are anticipated in industrial, commercial, and institutional areas.

4.11 Growth Capacity

The purpose of the proposed projects is to serve existing water system users. The water system improvements are not being installed for future growth of the distribution system.

4.12 Contamination

The Part 201 Sites and LUSTs locations is included in Map 3. If the proposed projects are near any listed contaminated site, soil borings taken during preliminary design will be tested. Contaminated soils will be removed and disposed of in accordance with all state and federal regulations.

5.0 Selected Alternative

5.1 Raw Water Supply

The selected alternatives for the WTP projects are as follows:

- LW-1 and PS-W2 Wellhouse Building and Mechanical Equipment Improvements
 - Alternative 2 – Optimum Performance of Existing Facilities
- PS-W1 Abandonment
 - Alternative 2 – Optimum Performance of Existing Facilities

5.1.1 Design Parameters

5.1.1.1 LW-1 and PS-W2 Wellhouse Building and Mechanical Equipment Improvements

The existing well pumps and process equipment will remain in service long-term, although they may be temporarily inoperable as part of construction activities at the Wellhouse. The Wellhouses will include masonry block walls, insulated with a brick veneer, as well as metal or shingled roofs. The HVAC equipment will include a unit heater and exhaust fan. The new flow meter for LW-1 will be of the magnetic type and an isolation valve will be added to PS-W2.

5.1.1.2 PS-W1 Abandonment

The existing Wellhouse and process equipment will be demolished. The existing well will be abandoned according to regulatory requirements, and the raw water main will be cut, capped, and filled to prevent cross contamination.

5.1.2 Raw Water Supply Project Map

The Figure(s) associated with the selected alternatives is in Table 33.

Table 33 – Figure Associated with Raw Water Supply

Raw Water Supply	Figure Number
Water Distribution System	4

5.1.3 Schedule for Design and Construction

The Project Schedule for the Raw Water Supply projects, consistent with the quarterly DWSRF funding deadlines, is presented in Table 34.

Table 34 – Raw Water Supply Schedule

Task	Estimated Milestone	
	LW-1, PS-W2 Wellhouse Building and Mechanical Equipment Improvements	PS-W1 Abandonment
EGLE Fiscal Year and Quarter Planned for Project	FY 2025, Quarter 2	FY 2025, Quarter 2
Final Design	November 2024	November 2024
Construction Permit	December 2024	December 2025
Bidding	December 2024	December 2024
Loan Closing	March 2025	March 2025
Notice to Proceed	April 2025	April 2025
Construction Phase	May 2025	May 2025

5.1.4 Cost Estimate

Table 35 presents the estimated costs for Raw Water Supply projects. The proposed costs are in 2024 dollars.

Table 35 – Raw Water Supply Cost Estimates

Project	Total Estimated Project Cost
LW-1, PS-W2 Wellhouse Building and Mechanical Equipment Improvements	\$770,000
PS-W1 Abandonment	\$90,000
Total	\$860,000

5.2 Water Treatment Plant

The selected alternatives for the WTP projects are as follows:

- Electrical Grounding and Equipment Improvements
 - Alternative 2 – Optimum Performance of Existing Facilities
- Storage Reservoir, High Service Pumping, and Transfer Pumping Improvements
 - Alternative 3 – Construction Alternative
- Chlorine Feed Improvements
 - Alternative 3 – Construction Alternative

5.2.1 Design Parameters

5.2.1.1 Electrical Grounding and Equipment Improvements

The selected alternative for the Electrical Grounding and Equipment Improvements includes the following components:

- A double-ended switchboard with two 3-pole, 600-amp main circuit breakers; 3-pole, 600-amp tie circuit breaker; and corresponding kirk-key interlocks to replace the existing. It is assumed the existing pole-mounted transformer banks will be reused along with the downstream distribution panels. The new switchboard should be service entrance rated, suitable for use on a 3-phase, 4-wire power distribution system, and include integral surge protection on each side.
- Replacing the pole-mounted, gang-operated primary switch on the south service.
- Replacing both banks of pole-mounted transformers and the associated conduit and wiring between the transformers and building. The new services will include grounded (neutral) and equipment grounding conductors. It is assumed that the existing double-ended switchboard will be replaced separately.
- Modifying the grounding electrode system to include driven electrodes at the pole-mounted primary switches, pole-mounted transformers, and building along with connections to WTP water service and effectively grounded building steel.
- Modifying feeder and branch circuits (greater than 100-amps) to include appropriately sized equipment grounding conductors.
- Adding surge protective devices to Panels MDP, MDP-R, and MDP-L.

5.2.1.2 Storage Reservoir, High Service Pumping, and Transfer Pumping Improvements

The selected alternative for the Storage Reservoir, High Service Pumping, and Transfer Pumping Improvements includes the following components:

- Construction of two 0.75 MG prestressed concrete ground storage reservoirs and a valve vault connecting the two.
- Construction of a new combined high service/transfer pumping station on the WTP site, including all necessary process equipment, power distribution equipment, mechanical equipment, and controls and instrumentation. The firm capacity of the transfer and the high service pumps is estimated to be 6.0 mgd. The number and type of pumps will be finalized during design phase.
- Abandonment of the existing underground storage reservoir.

5.2.1.3 Chlorine Feed Improvements

The selected alternative for the Chlorine Feed Improvements includes the following components:

- Construction of a new onsite generation building on the WTP site with necessary electrical and mechanical support systems.
- The onsite generation building will house sodium hypochlorite generation systems, hypochlorite storage and a brine tanks.

5.2.2 Water Treatment Plant Improvements Project Map

The Figure(s) associated with the selected alternatives is in Table 36.

Table 36 – Figures Associated with Water Treatment Plant Improvements

WTP Improvements	Figure Number
Proposed WTP Flow Schematic	6
Proposed Chlorine Feed Flow Schematic	7

5.2.3 Schedule for Design and Construction

The project schedule, consistent with the quarterly DWSRF funding deadlines, is presented in Table 37 for the WTP projects.

Table 37 – Water Treatment Plant Project Schedule

Task	Estimated Milestone		
	Electrical Grounding, Equipment Improvements	Storage Reservoir, High Service Pumping, Transfer Pumping Improvements	Chlorine Feed Improvements
EGLE Fiscal Year and Quarter Planned for Project	FY 2025, Quarter 2	FY 2028, Quarter 2	FY 2028, Quarter 2
Final Design and EGLE Submission	November 2024	November 2027	November 2027
Construction Permit	December 2024	December 2027	December 2027
Bidding	December 2024	December 2027	December 2027
Loan Closing	March 2025	March 2028	March 2028
Notice to Proceed	April 2025	April 2028	April 2028
Construction Phase	May 2025	May 2028	May 2028

5.2.4 Cost Estimate

Table 38 presents the estimated project costs for the WTP projects. The proposed costs are in 2024 dollars.

Table 38 – Water Treatment Plant Cost Estimates

Project	Total Estimated Project Cost
Electrical Grounding and Equipment Improvements	\$1,540,000
Storage Reservoir, High Service Pumping, and Transfer Pumping Improvements	\$17,620,000
Chlorine Feed Improvements	\$1,490,000
Total	\$20,650,000

5.3 Distribution System

The selected alternatives for the Distribution System projects are as follows:

- Transmission Main and River Crossing Improvements
 - Alternative 3 – Construction Alternative
- Water Main Improvements
 - Alternative 3 – Construction Alternative
- Booster Station Improvements
 - Alternative 2 – Optimum Performance of Existing Facilities
- LSLR
 - Alternative 3 – Construction Alternative

5.3.1 Design Parameters

The selected Transmission Main and River Crossing Improvements alternative includes replacing approximately 21,620 lineal feet of mains. Five river crossings will be replaced.

The selected Water Main Improvements alternative includes replacing approximately 63,340 lineal feet of existing aged and undersized mains water mains. The project includes dead end looping and replacement of any associated services.

The selected Booster Station Improvements includes the following components:

- Demolition of existing booster pumps and process piping/equipment.
- Installation of two new VFD controlled booster pumps, one duty and one standby.
- Installation of a generator and automatic switchgear to provide standby power to the Booster Station.
- Installation of a new altitude valve with flow throttling capability.
- New mechanical/HVAC equipment.

The non-compliant lead water service lines will be replaced in its entirety. This alternative will remove lead from the water system and comply with the Safe Drinking Water Act.

5.3.2 Project Map

The list of Figures associated with the selected alternatives is summarized in Table 39.

Table 39 – Summary of Figures Associated with Distribution System

Distribution System Improvements	Figure Number
Transmission Main and River Crossing Improvements	8, 9 &10
Water Main Improvements	11
Proposed Booster Station Flow Schematic	12

5.3.3 Schedule for Design and Construction

The project schedule, consistent with the quarterly DWSRF funding deadlines, is presented in Tables 40-45 for the Distribution System projects.

Table 40 – Transmission Main and River Crossing Improvements Schedule

Task	Estimated Milestone			
	Transmission Main, River Crossing Improvements (FY2026)	Transmission Main, River Crossing Improvements (FY2027)	Transmission Main, River Crossing Improvements (FY2028)	Transmission Main, River Crossing Improvements (FY2029)
EGLE Fiscal Year and Quarter Planned for Project	FY 2026, Quarter 2	FY 2027, Quarter 2	FY 2028, Quarter 2	FY 2029, Quarter 2
Final Design and EGLE Submission	December 2025	December 2026	December 2027	December 2028
Construction Permit	December 2025	December 2026	December 2027	December 2028
Bidding	December 2025	December 2025	December 2027	December 2027
Loan Closing	March 2026	March 2027	March 2028	March 2029
Notice to Proceed	April 2026	April 2027	April 2028	April 2029
Construction Phase	May 2026	May 2027	May 2028	May 2029

Table 41 – Water Main Improvements Schedule

Task	Estimated Milestone		
	Water Main Improvements (FY2025)	Water Main Improvements (FY2026)	Water Main Improvements (FY2027)
EGLE Fiscal Year and Quarter Planned for Project	FY 2025, Quarter 2	FY 2026, Quarter 2	FY 2027, Quarter 2
Final Design	November 2024	November 2025	November 2026
Construction Permit	December 2024	December 2025	December 2026
Bidding	December 2024	December 2025	December 2026
Loan Closing	March 2025	March 2026	March 2027
Notice to Proceed	April 2025	April 2026	April 2027
Construction Phase	May 2025	May 2026	May 2027

Table 42 – Water Main Improvements Schedule (continued)

Task	Estimated Milestone	
	Water Main improvements (FY2028)	Water Main improvements (FY2029)
EGLE Fiscal Year and Quarter Planned for Project	FY 2028, Quarter 2	FY 2029, Quarter 2
Final Design	November 2027	November 2028
Construction Permit	December 2027	December 2028
Bidding	December 2027	December 2028
Loan Closing	March 2028	March 2029
Notice to Proceed	April 2028	April 2029
Construction Phase	May 2028	May 2029

Table 43 – Booster Station Improvements Schedule

Task	Estimated Milestone
EGLE Fiscal Year and Quarter Planned for Project	FY 2026, Quarter 2
Final Design	November 2025
Construction Permit	December 2025
Bidding	December 2025
Loan Closing	March 2026
Notice to Proceed	April 2026
Construction Phase	May 2026

Table 44 – LSLR Schedule

Task	Estimated Milestone		
	LSLR (FY2025)	LSLR (FY2026)	LSLR (FY2027)
EGLE Fiscal Year and Quarter Planned for Project	FY 2025 Quarter 2	FY 2026 Quarter 2	FY 2027 Quarter 2
Final Design	November 2024	November 2025	November 2026
Construction Permit	December 2024	December 2024	December 2026
Bidding	December 2024	December 2024	December 2026
Loan Closing	March 2025	March 2026	March 2027
Notice to Proceed	April 2025	April 2026	April 2027
Construction Phase	May 2025	May 2026	May 2027

Table 45 – LSLR Schedule (Continued)

Task	Estimated Milestone	
	LSLR (FY2028)	LSLR (FY2029)
EGLE Fiscal Year and Quarter Planned for Project	FY 2028 Quarter 2	FY 2029 Quarter 2
Final Design	November 2027	November 2028
Construction Permit	December 2027	December 2028
Bidding	December 2027	December 2028
Loan Closing	March 2028	March 2029
Notice to Proceed	April 2028	April 2029
Construction Phase	May 2028	May 2029

5.3.4 Cost Estimate

Table 46 presents the estimated project costs for the Distribution System projects. The proposed costs are in 2024 dollars.

Table 46 – Distribution System Cost Estimates

Project	Total Estimated Project Cost
Transmission Main and River Crossing Improvements (FY2026)	\$6,140,000
Transmission Main and River Crossing Improvements (FY2027)	\$3,990,000
Transmission Main and River Crossing Improvements (FY2028)	\$3,930,000
Transmission Main and River Crossing Improvements (FY2029)	\$4,330,000
Water Main Improvements (FY2025)	\$8,320,000
Water Main Improvements (FY2026)	\$4,790,000
Water Main Improvements (FY2027)	\$9,930,000
Water Main Improvements (FY2028)	\$5,470,000
Water Main Improvements (FY2029)	\$7,370,000
Booster Station Improvements	\$1,240,000
LSLR (FY2025)	\$900,000
LSLR (FY2026)	\$900,000
LSLR (FY2027)	\$900,000
LSLR (FY2028)	\$900,000
LSLR (FY2029)	\$900,000
Total	\$60,010,000

5.4 Summary of Project Schedule and Estimated Costs

A summary of the DWSRF projects grouped by fiscal year is provided below. The total estimated costs of the grouped projects for each fiscal year are provided in Table 47.

Table 47 – Summary of DWSRF Projects and Total Estimated Costs by Fiscal Year

Year	EGLE Fiscal Year and Quarter	Project Description	Total Estimated Project Costs
Year 1	FY 2025 Quarter 2	<ul style="list-style-type: none"> • LW-1 and PS-W2 Wellhouse Building and Mechanical Equipment Improvements • PS-W1 Abandonment • Electrical Grounding and Equipment Improvements • Water Main Improvements (FY2025) • LSLR (FY2025) 	\$11,620,000
Year 2	FY 2026 Quarter 2	<ul style="list-style-type: none"> • Transmission Main and River Crossing Improvements (FY2026) • Water Main Improvements (FY2026) • Booster Station Improvements • LSLR (FY2026) 	\$13,070,000
Year 3	FY 2027 Quarter 2	<ul style="list-style-type: none"> • Transmission Main and River Crossing Improvements (FY2027) • Water Main Improvements (FY2027) • LSLR (FY2027) 	\$14,820,000
Year 4	FY 2028 Quarter 2	<ul style="list-style-type: none"> • Storage Reservoir, High Service Pumping, and Transfer Pumping Improvements • Chlorine Feed Improvements • Transmission Main and River Crossing Improvements (FY2028) • Water Main Improvements (FY2028) • LSLR (FY2028) 	\$29,410,000
Year 5	FY 2029 Quarter 2	<ul style="list-style-type: none"> • Transmission Main and River Crossing Improvements (FY2029) • Water Main Improvements (FY2029) • LSLR (FY2029) 	\$12,600,000
Total			\$81,520,000

5.5 User Costs

The cost of each project in this DWSRF Project Planning Document is allocated to the system users. EGLE guidance requires that eligible loan amounts be presented as an equivalent water system rate increase. Cost saving measures will be explored throughout the design process. The proposed improvements are necessary to continue to provide reliable water service to customers.

Table 48 presents the annual average increase for debt retirement at an interest rate of 3.0 % over 20 years for the proposed projects in fiscal years 2025-2029. The user rate increase is also included in the table below.

Table 48 – Estimated User Rate Increase

Year	Eligible Amount	Anticipated Annual Debt	User Rate Increase
2025	\$11,620,000	\$781,047	\$18.28
2026	\$13,070,000	\$878,509	\$20.44
2027	\$14,820,000	\$996,137	\$23.16
2028	\$29,410,000	\$1,976,814	\$42.78
2029	\$12,600,000	\$846,918	\$17.53

5.6 Overburdened Community

Communities can be classified as “overburdened” or “significantly overburdened” based on the cost of the projects and the median annual household income (MAHI) of the community. An Overburdened Community Status Determination Worksheet will be submitted to EGLE. Preliminary evaluation indicates that the City meets the Overburdened Community qualifications.

5.7 Ability to Implement the Selected Alternatives

The City owns and operates the water supply and distribution system and has direct authority to implement the improvements mentioned in this Project Planning Document. The proposed projects for LSLs and water main replacement will occur within the City limits and require no consent from adjacent municipalities; they are not connected to the City’s water system.

6.0 Environmental Evaluation

6.1 Historical/Archeological/Tribal Resources

Appendix 4 includes a list of all historic sites within Shiawassee County. The proposed water system improvements will have no direct impacts on historical, archeological, or tribal resources. In most cases the projects will occur and be limited to existing sites where there has been previous ground disturbance. Construction sites will be restored to their original condition following all construction activities.

The Michigan State Historical Preservation Office (SHPO) and the Tribal Historic Preservation Officers (THPO) will be contacted, and reviews completed if the proposed improvements are deemed equivalency projects.

6.2 Water Quality

The project alternative selected will not have any negative impacts on surface water or groundwater quality in the City. Soil erosion and sedimentation control measures will be utilized to contain soils within construction areas. As discussed, water system improvements projects included in this planning document are for meeting compliance with SDWA, improving water quality and increasing system reliability.

6.3 Land/Water Interface

Map 4 depicts the location of wetlands and surface water in the immediate area of the City. The proposed projects will have no negative impacts on these bodies of water, as no construction work is anticipated within the

water boundaries. The raw water supply, WTP and distribution system improvement projects will have no effect on natural land and water features as construction will be contained within the existing facilities and road ROWs. The necessary permits and coordination for river crossing project will be obtained. There is no change in ground elevation anticipated in the flood plains. The FEMA flood map is included in Map 5. Soil erosion and sedimentation control measures will be instituted in accordance with Shiawassee County requirements. The soils map is included in Map 6.

6.4 Endangered Species

Endangered or threatened species are defined as those species that are or could become endangered or threatened; they are protected under the Endangered Species Act. The objective of the Act is to preserve and restore species threatened with extinction. The U. S. Fish and Wildlife Services (USFWS) Environmental Conservation Online System was used to identify endangered and threatened species by state. A list of endangered and threatened species in Shiawassee County was obtained from the Michigan Natural Features Inventory (MNFI) and provided in Appendix 5. A list of the Threatened and Endangered species for Shiawassee County is provided in Table 49.

Table 49 – Shiawassee County Federal Endangered/Threatened Species List

Scientific Name	Common Name	Status
<i>Alasmidonta viridis</i>	Slippershell	<i>Threatened</i>
<i>Baptisia lactea</i>	White or prairie false indigo	<i>Threatened</i>
<i>Calephelis muticum</i>	Swam metalmark	<i>Endangered</i>
<i>Clemmys guttata</i>	Spotted turtle	<i>Threatened</i>
<i>Dennstaedtia punctilobula</i>	Hay-scented fern	<i>Endangered</i>
<i>Galearis spectabilis</i>	Showy orchis	<i>Threatened</i>
<i>Juncus vaseyi</i>	Vasey's rush	Threatened
<i>Notropis anogenus</i>	Pugnose shiner	Endangered
<i>Plantago cordata</i>	Heart-leaved plantain	<i>Endangered</i>
<i>Sistrurus catenatus</i>	Eastern massasauga	<i>Threatened</i>
<i>Trillium nivale</i>	Snow trillium	<i>Threatened</i>

The proposed projects will occur in urban areas where no significant wildlife habitat is present. No tree removal is anticipated. Construction or operation activities for the proposed water system projects are not anticipated to have long term negative impacts.

6.5 Agricultural Land

There is no agricultural land present within the City. The proposed projects will have no impact on nearby agricultural land.

6.6 Social/Economic Impact

The replacement of lead services within the distribution system will result in direct cultural and social benefits. Public health and safety will benefit from the proposed project by meeting the compliance set forth by the Safe Drinking Water Act.

6.7 Construction/Operational Impact

There are two types of proposed projects, each with different construction impacts. The water main replacements will likely involve demolition of roadways and rerouting traffic to allow for the work to be completed. The LSLRs will involve work behind the curb or ROW lines. Though streets and properties have trees present, no tree removal is anticipated. All grass parkways will be restored in kind. No adverse impacts on major street traffic patterns are anticipated.

Construction for projects of this type is generally limited to the hours 7 a.m. to 7 p.m., Monday through Saturday. Vehicular and pedestrian access to all properties will be maintained throughout construction.

6.8 Indirect Impacts

6.8.1 *Changes in Development*

The proposed distribution system improvement projects will not facilitate any new areas of development within the City, because they involve replacing existing pipes and infrastructure components and do not result in water service to new areas.

The proposed LSLR project will not facilitate any new areas of development.

6.8.2 *Changes in Land Use*

The proposed projects will not have an impact on existing or future land use.

6.8.3 *Changes in Air or Water Quality*

The proposed projects will not impact air or water quality.

6.8.4 *Changes to Natural Setting or Sensitive Ecosystems*

The proposed projects will not have an impact on the natural setting or the sensitive ecosystems.

6.8.5 *Changes to Aesthetic Aspects of the Community*

The proposed projects will have an indirect effect of providing a more reliable and safe water system in compliance with the Safe Drinking Water Act.

6.8.6 *Resource Consumption*

Resource consumption in the form of building materials, new water main, and service line materials will occur for the proposed project.

7.0 Mitigation Measures

7.1 Mitigation Measures for Short Term Impact

Measures that will be taken to avoid, eliminate, or mitigate potential short-term environmental impacts include the following:

- Traffic: Use of designated traffic routes for construction traffic, as well as flagmen, warning signs, barricades, and cones.
- Air emissions: Use of calcium chloride or water for dust control and proper maintenance on heavy equipment to reduce exhaust emissions.
- Noise control: Use designated daytime work hours, use mufflers on all equipment, and minimize work on weekends and/or holidays.
- Soil erosion and sedimentation control (SESC): Appropriate measures such as use of riprap, hay bales, erosion control fence, silt fence, etc.
- Restoration: Use topsoil, seed, sod, mulch, gravel, and pavement. Vegetation that is removed as a part of the construction will be replaced. All areas will be restored to their existing grade.

7.2 Mitigation Measures for Long Term Impact

Every effort will be made to prevent long-term or irreversible impacts because of the project. The selected alternative has been evaluated to determine any potential of long-term impacts.

Measures that will be taken to avoid, eliminate, or mitigate potential long-term environmental impacts include the preparation and implementation of a SESC Plan. The SESC Plan for the construction of the selected alternative will be filed with the local SESC Agency. The plan will also be reviewed by the EGLE Land and Water Management Division. The plan will summarize the quantity of soils that will be excavated, locations where soil will be stored, the destination of soils (onsite or offsite), and measures that will be taken (silt fence, sod, etc.) to minimize erosion.

8.0 Public Participation

8.1 Public Meeting Advertisement

The formal public meeting regarding the DWSRF Project Planning Document will be advertised on the City's website (<http://www.ci.owosso.mi.us>) and on the City's social media pages on May 8, 2024. The advertisement will list the public meeting date, include a link to the Project Planning Document for viewing, and briefly describe the proposed projects, impacts, and estimated costs.

The EGLE Project Manager will be provided with a link to the notice. A screenshot of the public meeting advertisement and the EGLE Project Manager's approval will be included with the final Project Planning Document.

8.2 Formal Public Meeting

A public meeting will be held at the regularly scheduled City Council meeting on May 20, 2024. Representatives from Fishbeck will be in attendance to explain the projects to the Council members and the public.

The following information will be provided during the public meeting:

- A description of the project needs and problems to be addressed by the proposed projects and the principal alternatives that were considered.
- A description of the selected alternatives, including capital costs.
- A description of project financing and anticipated costs to users, including the proposed method of project financing and the proposed annual charge to the typical residential customer.
- A description of the anticipated social and environmental impacts associated with the selected alternatives and the measures that will be taken to mitigate adverse impacts.

The public meeting minutes and a PDF of the presentation will be included with the final Project Planning Document.

8.3 Comments Received and Answered

Comments received during the public comment period and responses provided will be included in final Project Planning Document.

8.4 Adoption of the Planning Document

A resolution to formally adopt the plan and implement the selected alternatives will be included in the final Project Planning Document.

Figures

PLOT INFO: Z:\2024\240369\CAD\FIGURES\REPORT FIGURES.DWG LAYOUT: FIGURE 2 - EXISTING WATER TREATMENT PLANT SITE PLAN DATE: 4/17/2024 TIME: 10:27:28 AM USER: ZDGOGLSKI



EXISTING WATER TREATMENT PLANT SITE PLAN
NO SCALE

Drawn By	ZAG
Designer	ZAG
Reviewer	TDM
Manager	BWV

Hard copy is intended to be 24"x36" when plotted. Scale(s) indicated and graphic quality may not be accurate for any other size.

PROJECT NO.
240369

FIGURE NO.

2

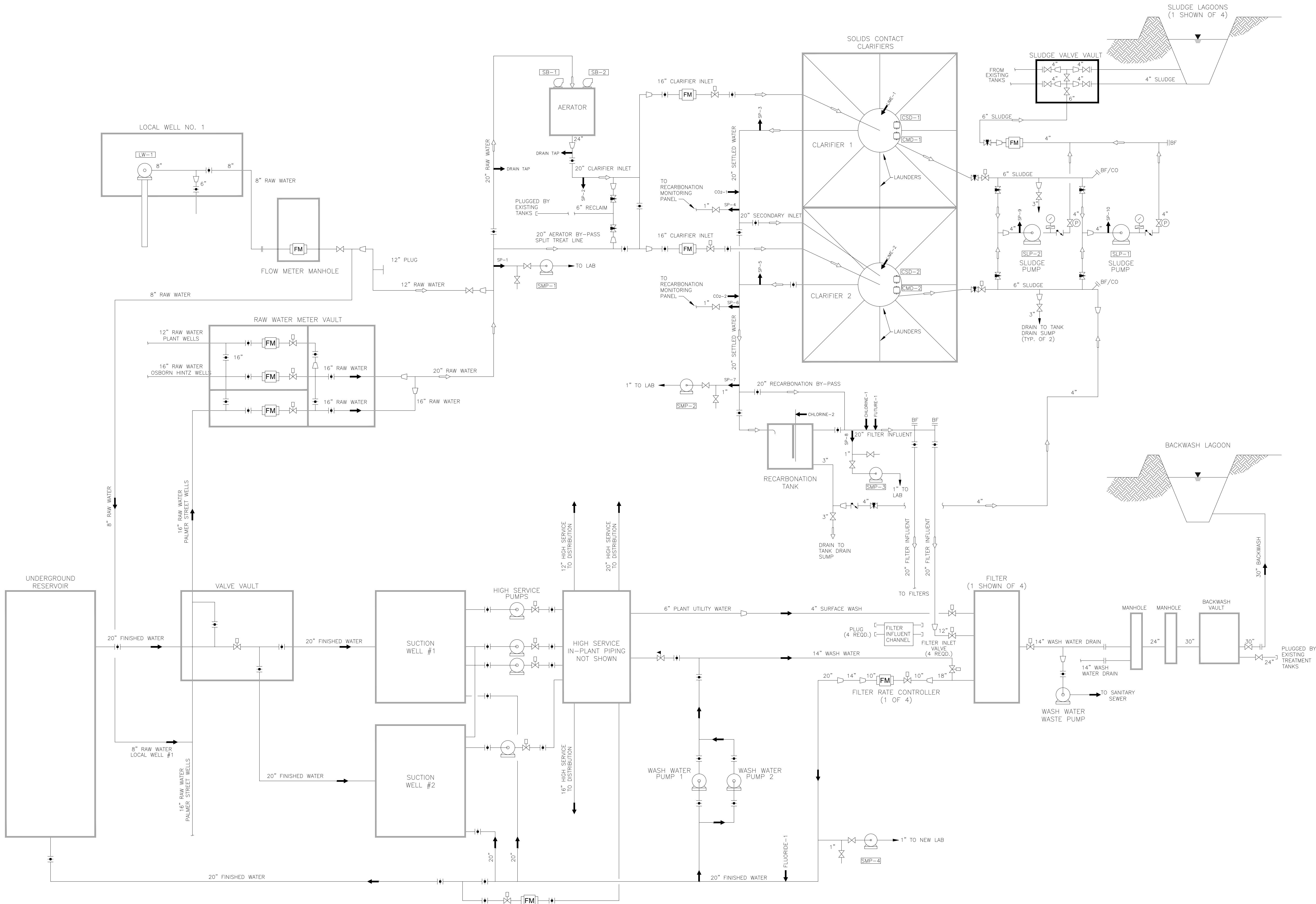
© Copyright 2024
All Rights Reserved

NOT FOR
CONSTRUCTION

REVISIONS

City of Owosso
Shiawassee County, Michigan
Drinking Water State Revolving Fund (DWSRF) Project Plan

PLOT INFO: Z:\2024\240369\CAD_L_FIGURES\SRF REPORT FIGURES.DWG LAYOUT: FIGURE 3 - EXISTING WATER TREATMENT PLANT FLOW SCHEMATIC DATE: 4/11/2024 TIME: 4:12:48 PM USER: ZDGOGLSKI



EXISTING WATER TREATMENT PLANT FLOW SCHEMATIC
NO SCALE

REVISIONS

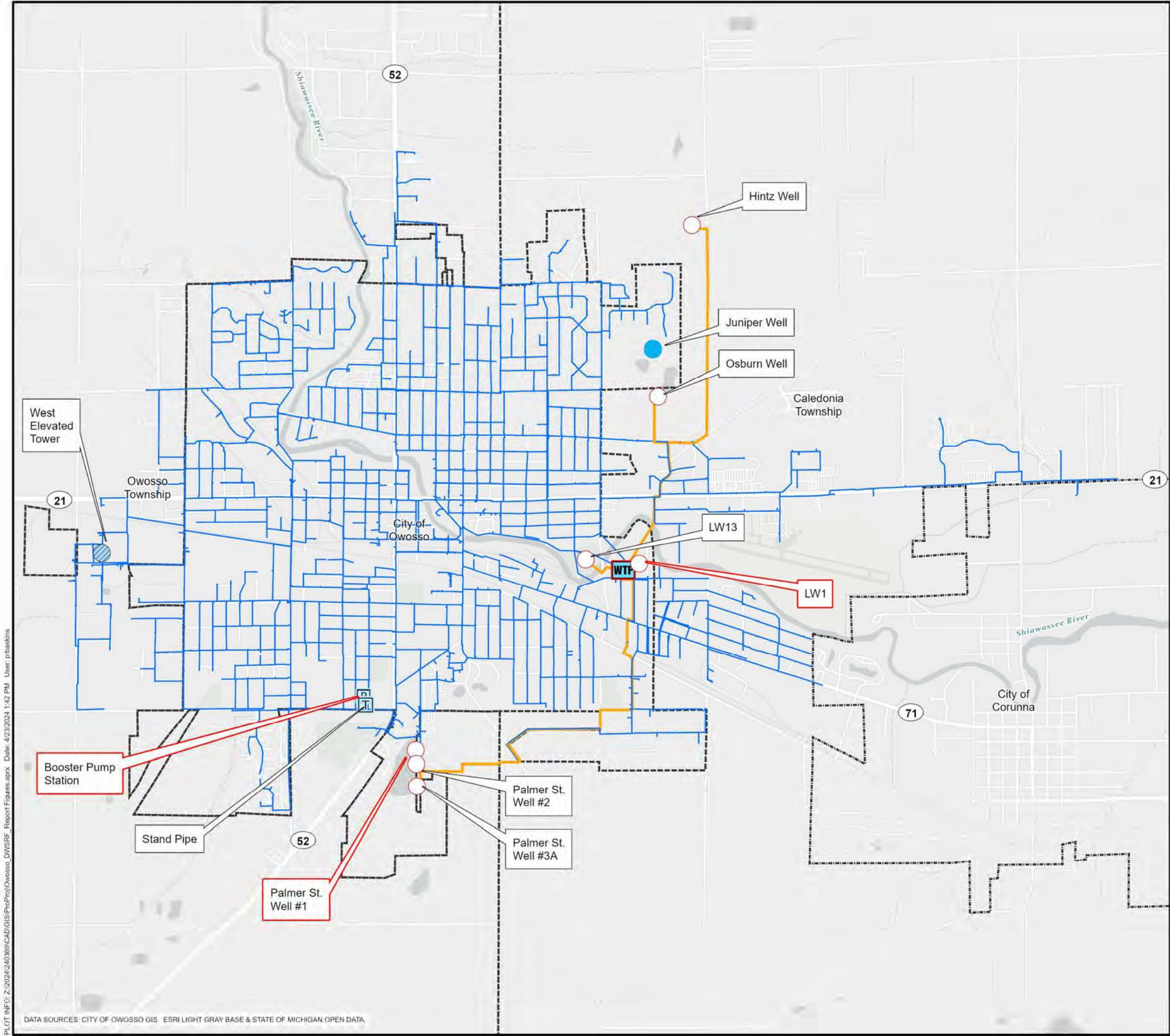
NOT FOR CONSTRUCTION

Drawn By ZAG
Designer ZAG
Reviewer TDM
Manager BWV

Hard copy is intended to be 24"x36" when plotted. Scale(s) indicated and graphic quality may not be accurate for any other size.

PROJECT NO.
240369

FIGURE NO.



LEGEND

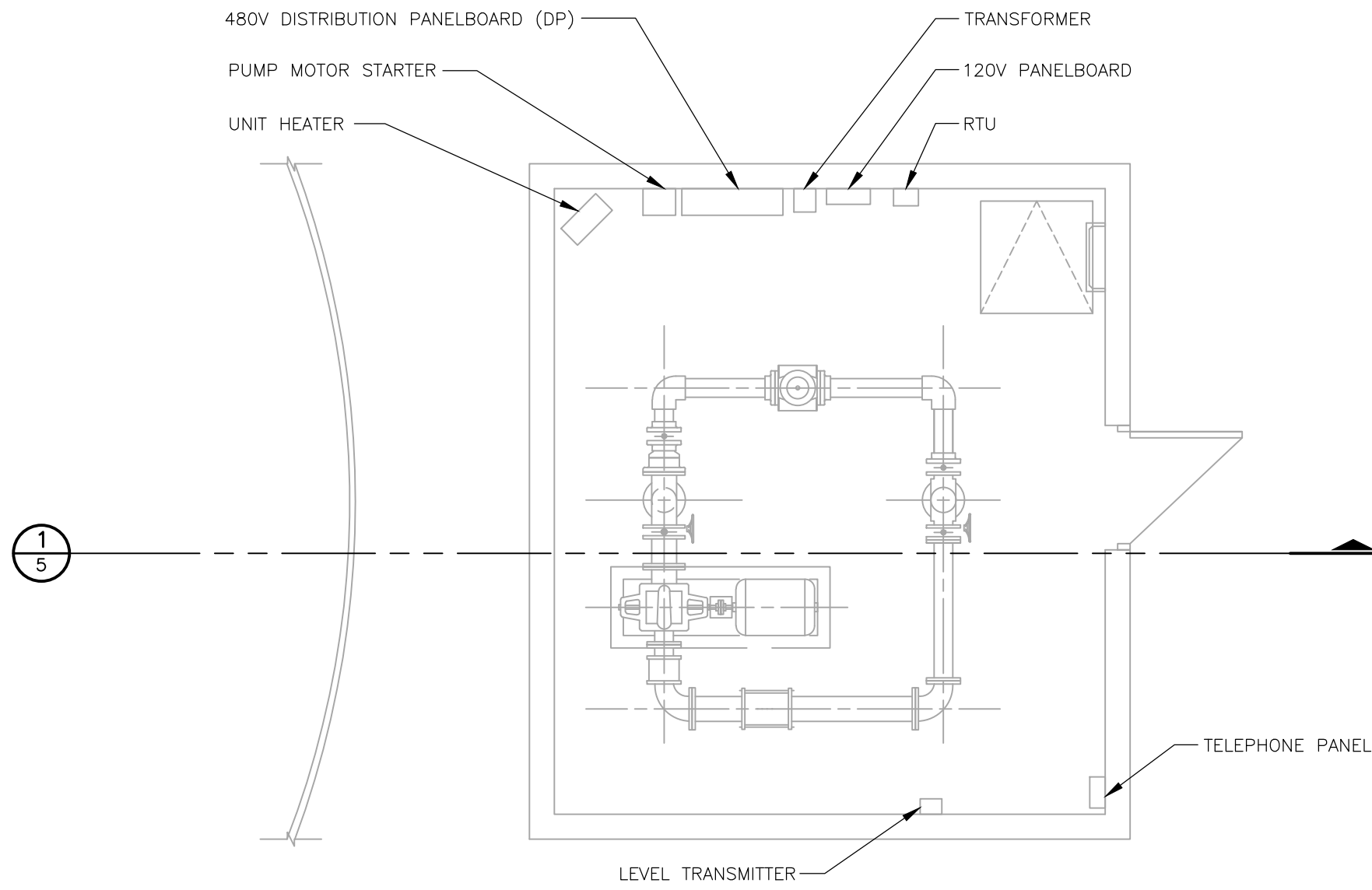
- WTP** Treatment Plant
- Enclosed Storage Facility
- Production Well
- P** Pump Station
- T** Stand Pipe
- Other
- Water Main - Type
 - Potable
 - Raw
- LW1** Proposed Area of Work



WATER SYSTEM

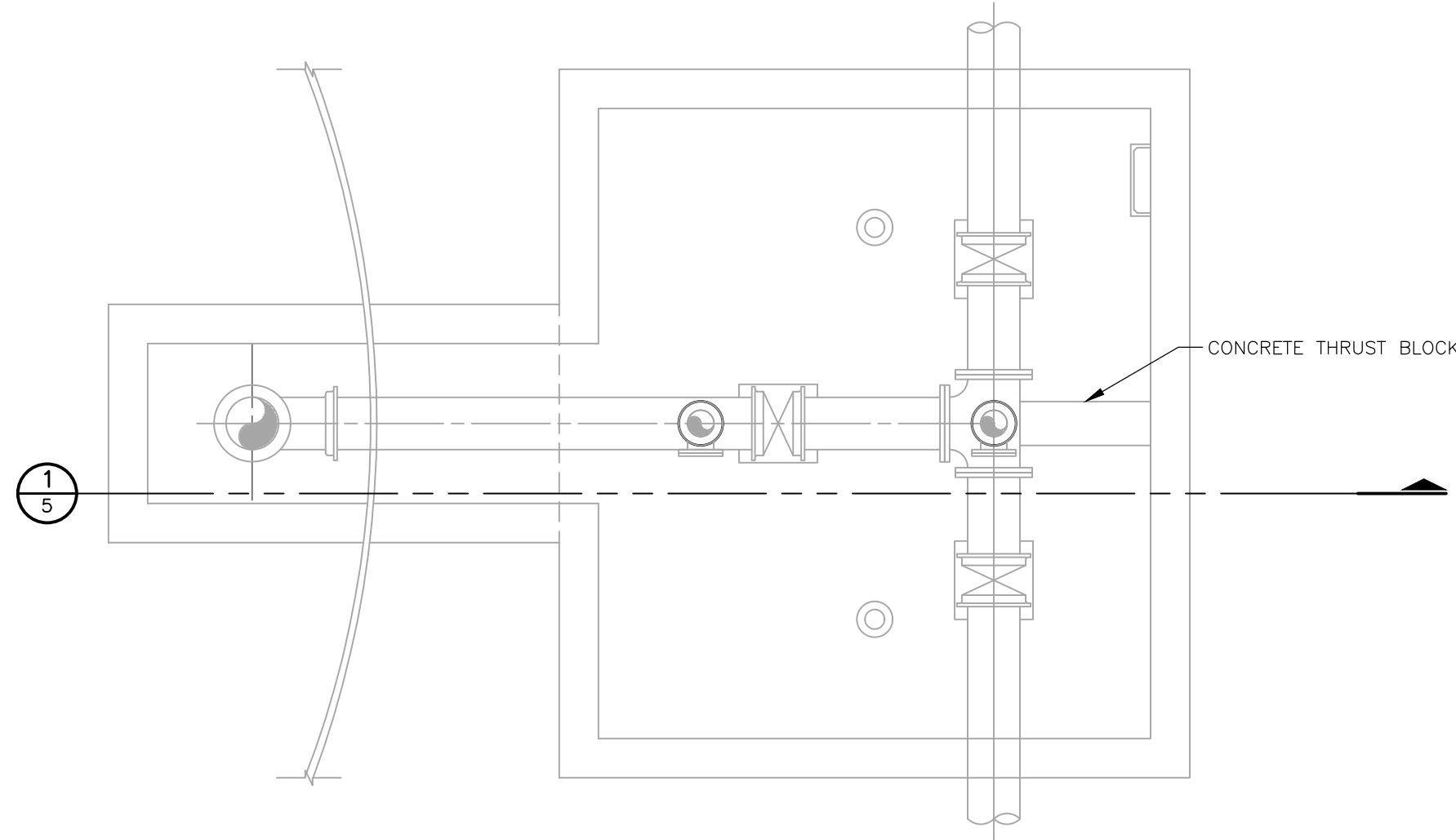
0 1,250 2,500 FEET

PLT INF: Z:\2024\240369\CAD_FIGURES\RF REPORT FIGURES.DWG LAYOUT: FIGURE 5 - EXISTING BOOSTER STATION LAYOUT DATE: 4/29/2024 TIME: 9:55:38 AM USER: ZOGULSKI



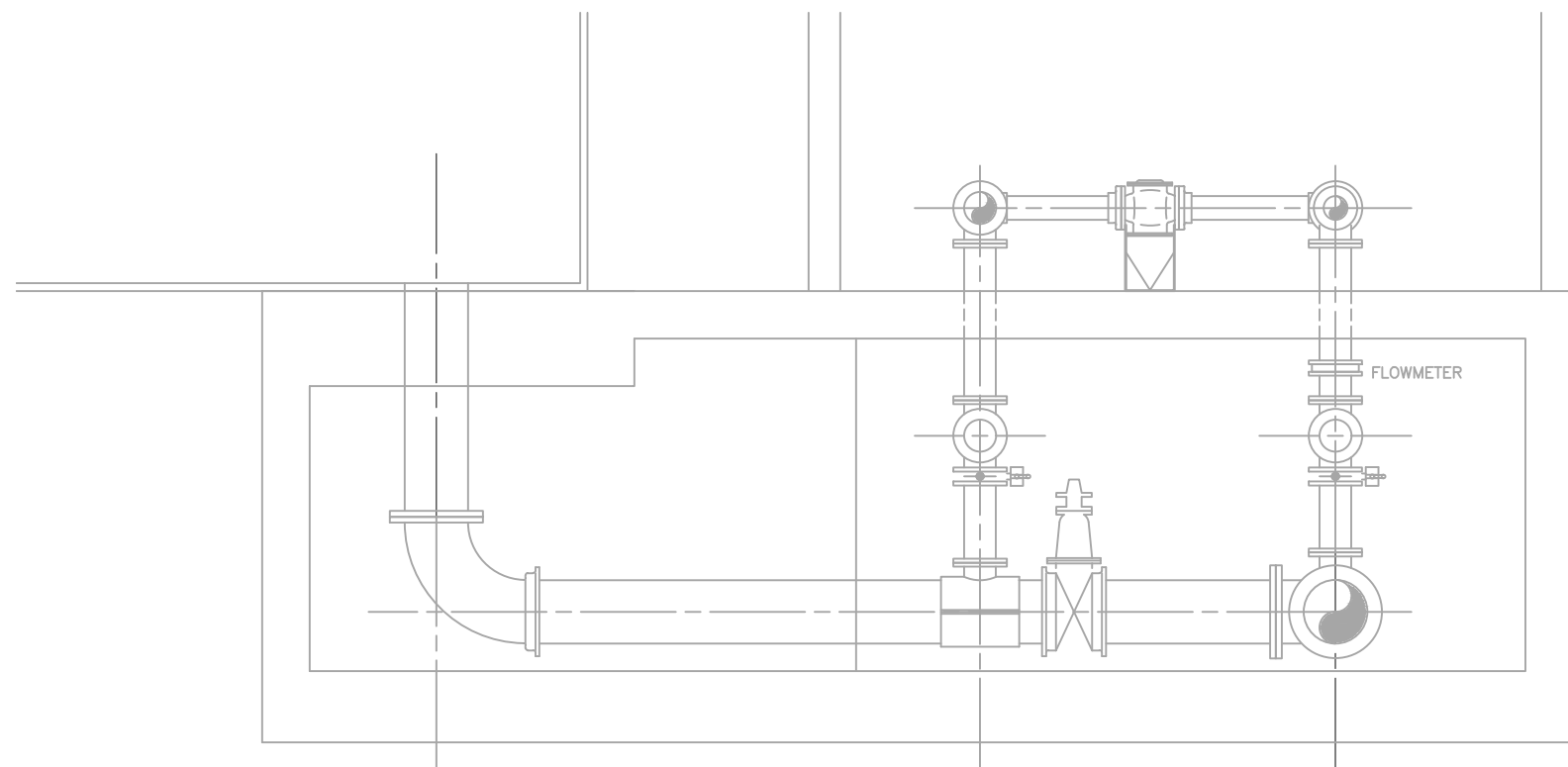
UPPER LEVEL PLAN

SCALE: 1/4" = 1'-0"



LOWER LEVEL PLAN

SCALE: 1/4" = 1'-0"



1 SECTION

NO SCALE

EXISTING BOOSTER STATION LAYOUT

NO SCALE

City of Owosso
Shiawassee County, Michigan

Drinking Water State Revolving Fund (DWSRF) Project Plan

REVISIONS

NOT FOR
CONSTRUCTION

Drawn By ZAG
Designer ZAG
Reviewer TDM
Manager BWV

Hard copy is intended to be 24"x36" when plotted. Scale(s) indicated and graphic quality may not be accurate for any other size.

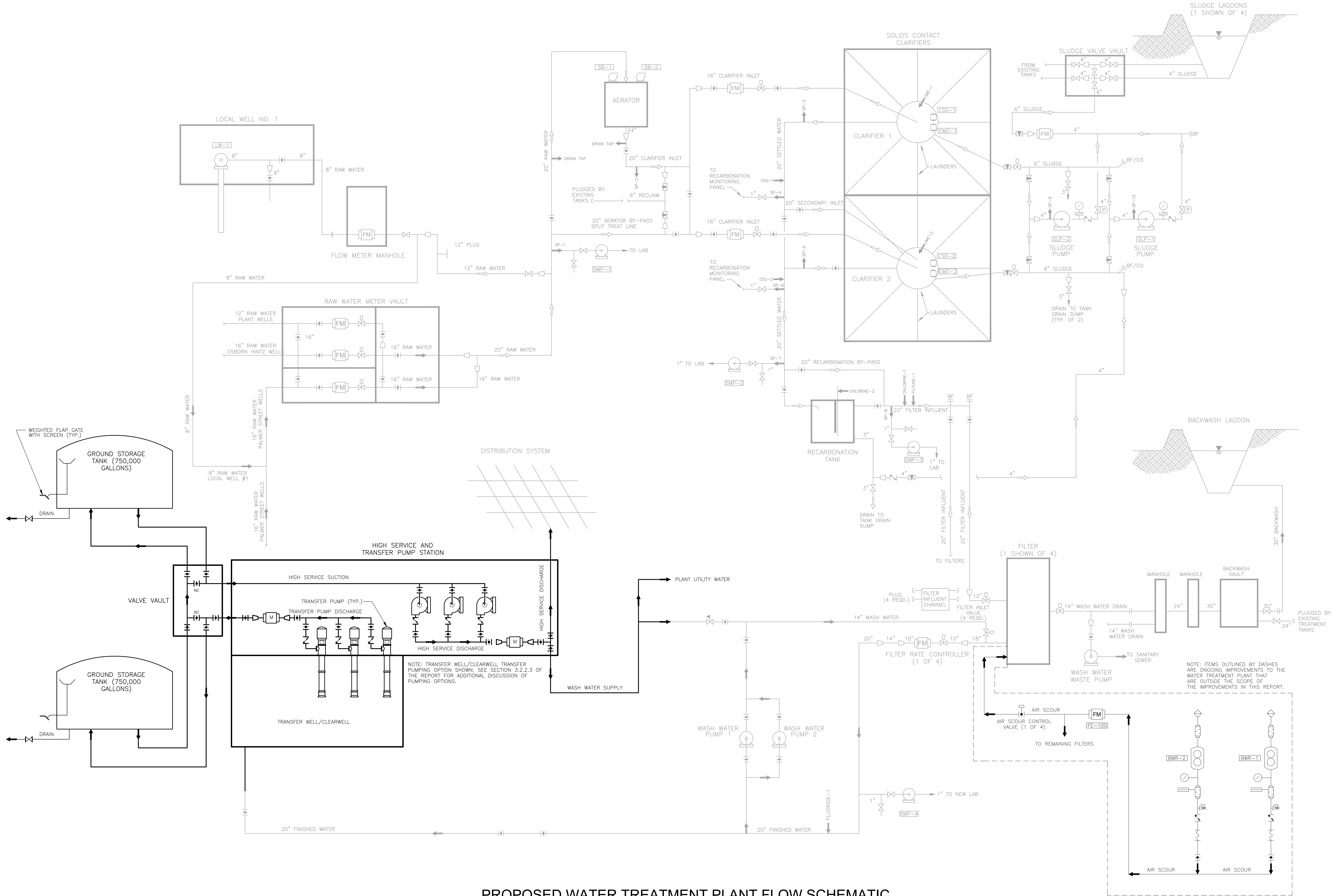
PROJECT NO.
240369

FIGURE NO.

5

© Copyright 2024
All Rights Reserved

PLT INFO: Z:\2024\240369\CAD\FIGURES\SRF REPORT FIGURES.DWG LAYOUT: FIGURE 6 - PROPOSED WATER TREATMENT PLANT FLOW SCHEMATIC DATE: 4/12/2024 TIME: 4:10:25 PM USER: ZOGULSKI



PROPOSED WATER TREATMENT PLANT FLOW SCHEMATIC
NO SCALE

REVISIONS

NOT FOR
CONSTRUCTION

Drawn By ZAG
Designer ZAG
Reviewer TDM
Manager BWV

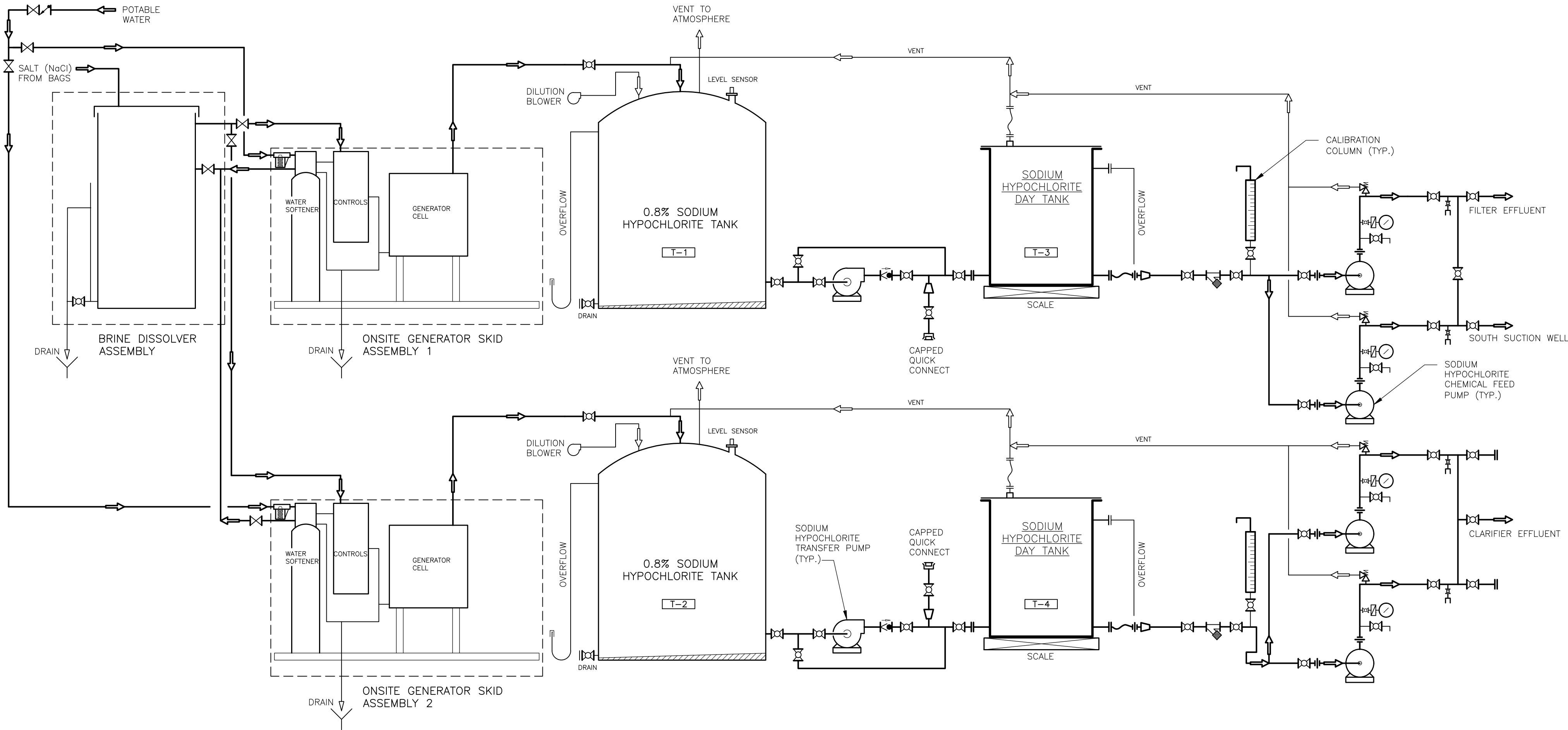
Hard copy is intended to be 24"x36" when plotted. Scale(s) indicated and graphic quality may not be accurate for any other size.

PROJECT NO.
240369

FIGURE NO.

6

PLT INFO: Z:\2024\240369\CAD_FIGURES\SRF REPORT FIGURES.DWG LAYOUT: FIGURE 7 - PROPOSED CHLORINE FEED FLOW SCHEMATIC DATE: 4/11/2024 TIME: 1:08:29 PM USER: ZOGULSKI



PROPOSED CHLORINE FEED FLOW SCHEMATIC
NO SCALE

NOT FOR
CONSTRUCTION

Drawn By	ZAG
Designer	ZAG
Reviewer	TDM
Manager	BWV

Hard copy is intended to be 24"x36" when plotted. Scale(s) indicated and graphic quality may not be accurate for any other size.

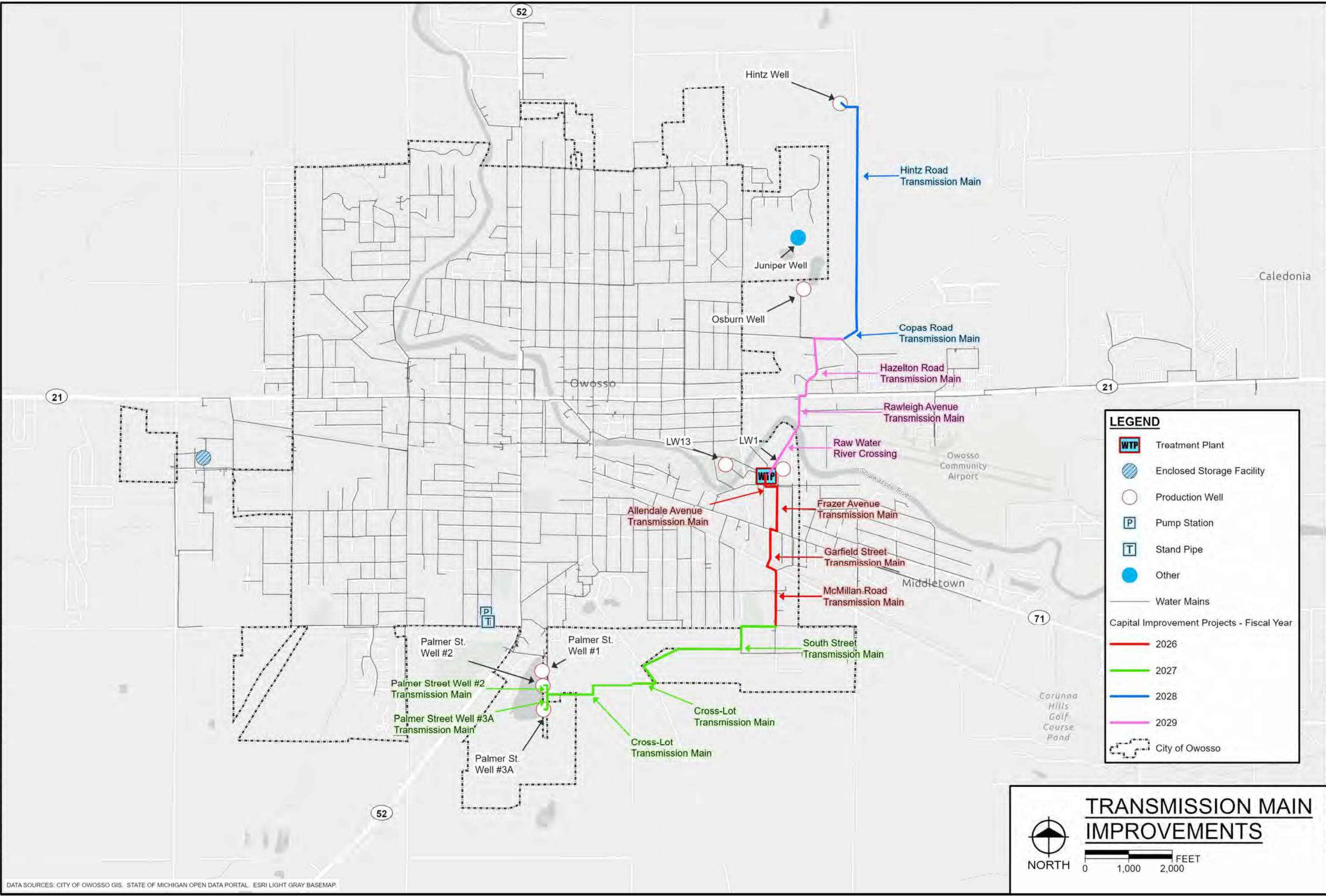
PROJECT NO.
240369

FIGURE NO.

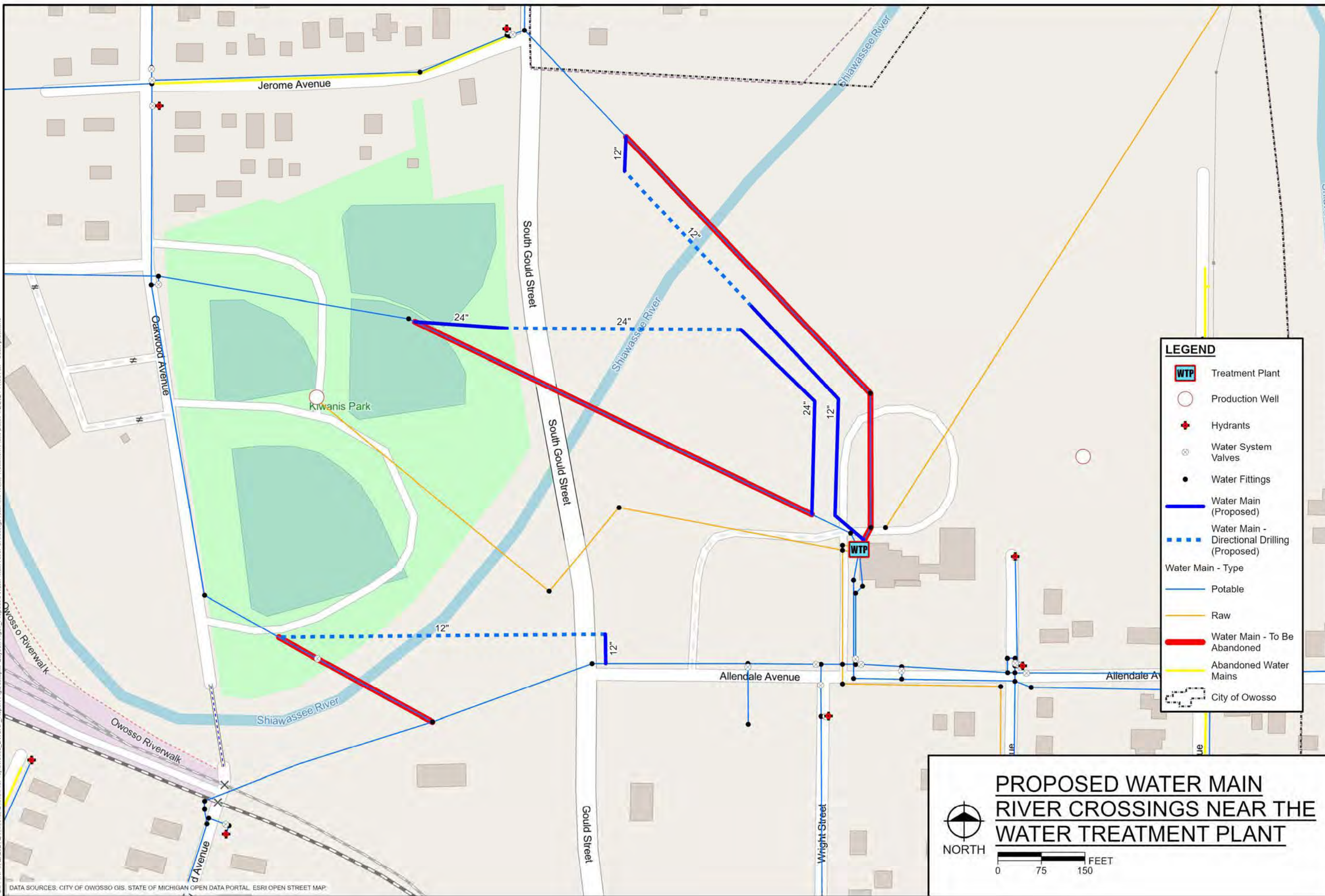
7

PLOT INFO: Z:\2024\240369\CAD\GIS\PreProj\Owosso, DWSRF, Report Figures.aprx Layout: Fig08, Transmission Main Improvements Date: 4/23/2024 1:56 PM User: pibaskins

DATA SOURCES: CITY OF OWOSSO GIS, STATE OF MICHIGAN OPEN DATA PORTAL, ESRI LIGHT GRAY BASEMAP.
©Copyright 2024 All Rights Reserved



PLOT INFO: Z:\2024\240369\CAD\GIS\Proj\Owosso, DWSRF Report Figures.aprx Layout: Fig09, Proposed Water Main River Crossings Near the Water Treatment Plant Date: 4/2/2024 11:39 AM User: pbaekins



DATA SOURCES: CITY OF OWOSSO GIS, STATE OF MICHIGAN OPEN DATA PORTAL, ESRI OPEN STREET MAP.
©Copyright 2024 All Rights Reserved



PROPOSED WATER MAIN RIVER CROSSINGS NEAR THE WATER TREATMENT PLANT

0 75 150 FEET

LEGEND

WTP

Production Well

Hydrants

Water System Valves

Water Fittings

Water Main (Proposed)

Water Main - Directional Drilling (Proposed)

Water Main - Type

Potable

Raw

Water Main - To Be Abandoned

Abandoned Water Mains

City of Owosso

fishbeck
Engineers | Architects | Scientists | Constructors

Hard copy is intended to be 11"x17" when plotted. Scale(s) indicated and graphic quality may not be accurate for any other size.

City of Owosso
Shiawassee County, Michigan

Drinking Water State Revolving Fund (DWSRF) Project Plan

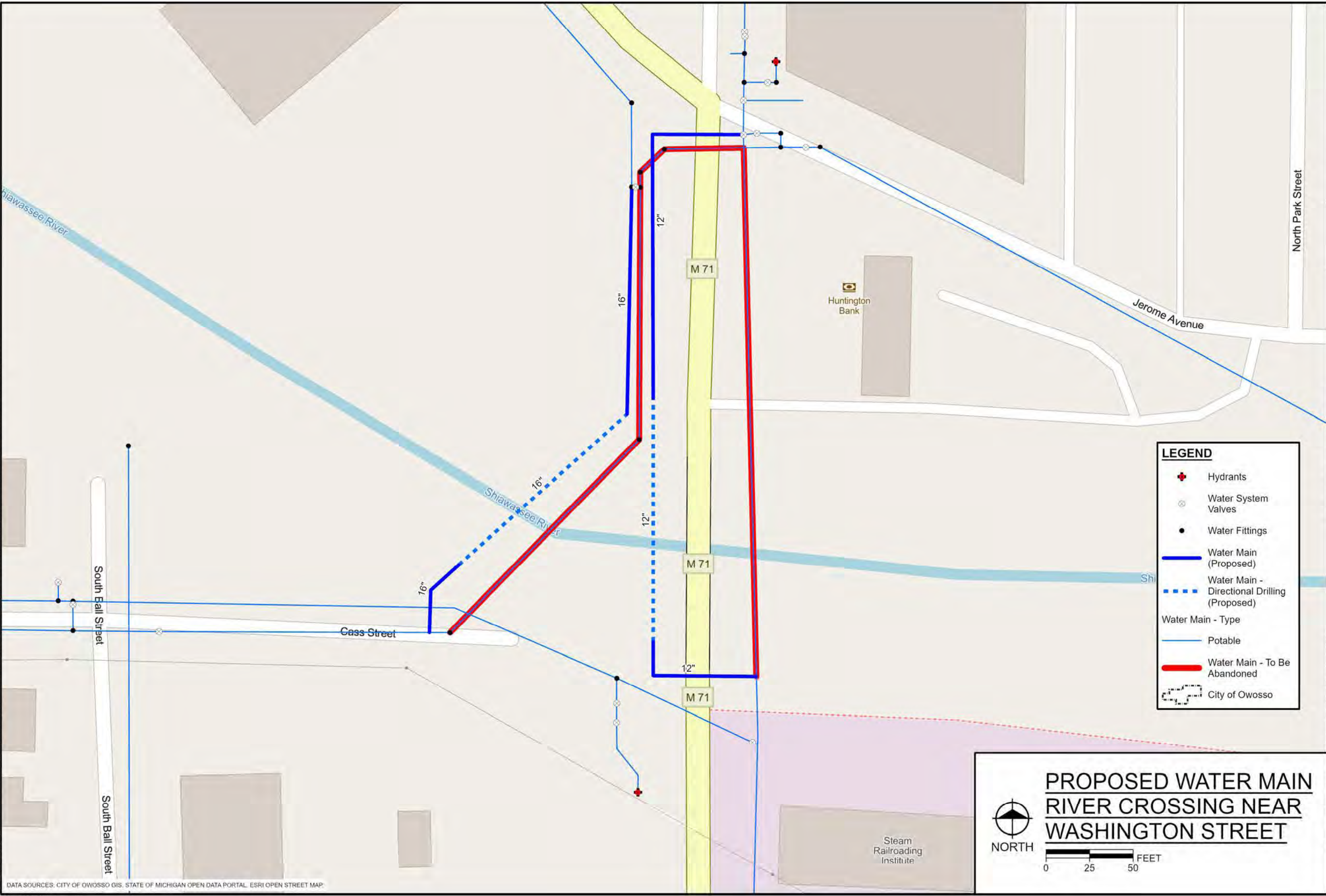
PROJECT NO.
240369

FIGURE NO.
9

PLOT INFO: Z:\2024\240369\CAD\GIS\Proj\Owosso_DWSRF_Report\Figures.aprx Layout: Fig10_Proposed Water Main River Crossing Near Washington Street Date: 4/2/2024 11:39 AM User: prbaskins

DATA SOURCES: CITY OF OWOSSO GIS, STATE OF MICHIGAN OPEN DATA PORTAL, ESRI OPEN STREET MAP.

©Copyright 2024 All Rights Reserved



PROPOSED WATER MAIN RIVER CROSSING NEAR WASHINGTON STREET

0 25 50 FEET

LEGEND

- Hydrants
- Water System Valves
- Water Fittings
- Water Main (Proposed)
- Water Main - Directional Drilling (Proposed)
- Water Main - Type
- Potable
- Water Main - To Be Abandoned
- City of Owosso

Engineers | Architects | Scientists | Constructors

Hard copy is intended to be 11"x17" when plotted. Scale(s) indicated and graphic quality may not be accurate for any other size.

City of Owosso
Shiawassee County, Michigan

Drinking Water State Revolving Fund (DWSRF) Project Plan

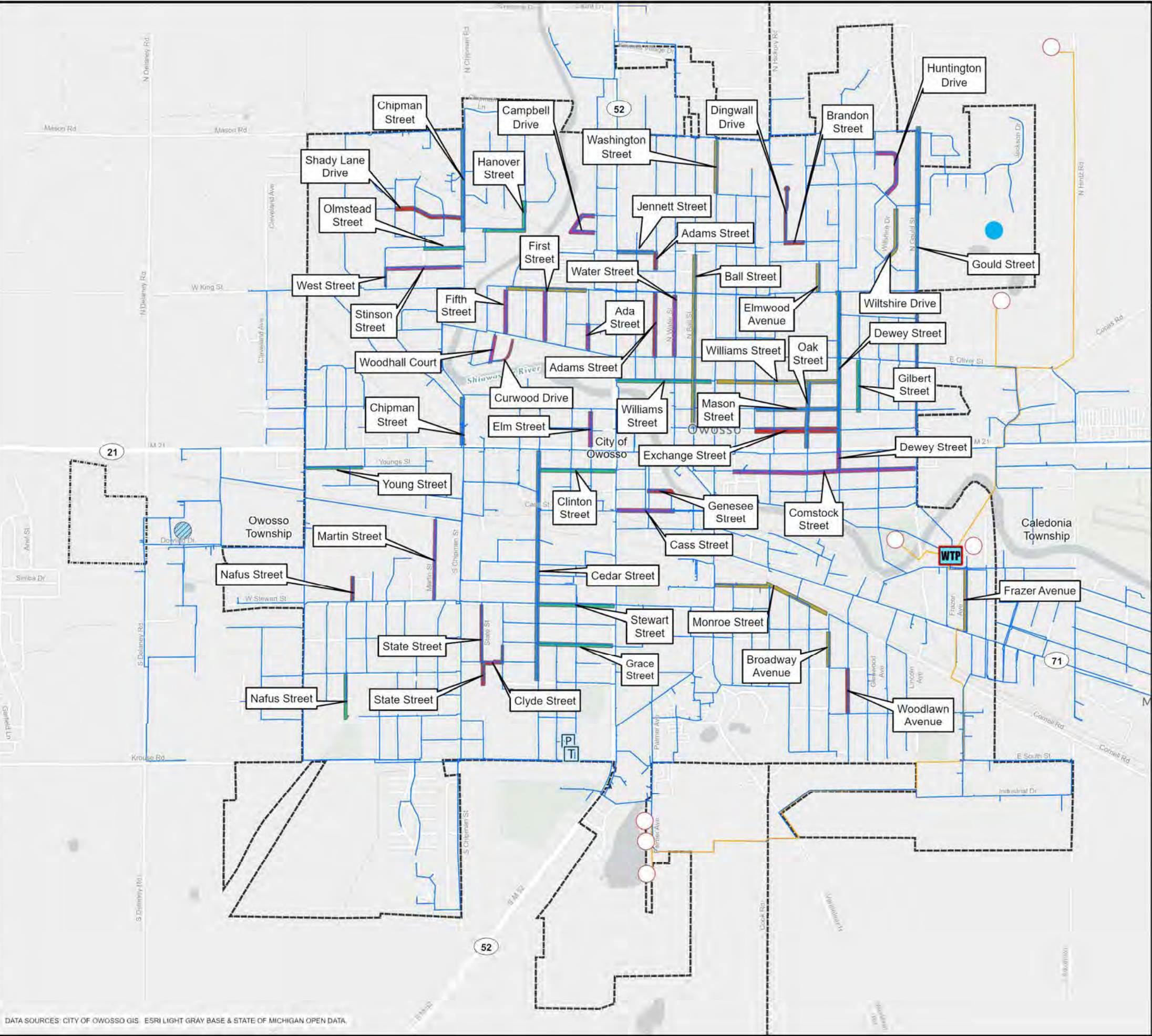
PROJECT NO.
240369

FIGURE NO.
10

PLOT INFO: Z:\2024\240369\CAD\GIS\PreProj\Owosso_DWSRF_Report Figures.aprx Date: 4/15/2024 10:27 AM User: jrbaskins

DATA SOURCES: CITY OF OWOSSO GIS, ESRI LIGHT GRAY BASE & STATE OF MICHIGAN OPEN DATA

©Copyright 2024 All Rights Reserved



LEGEND

- Treatment Plant
- Enclosed Storage Facility
- Production Well
- Pump Station
- Stand Pipe
- Other

Water Main - Type

- Potable
- Raw

Proposed Improvements

- 2025
- 2026
- 2027
- 2028
- 2029



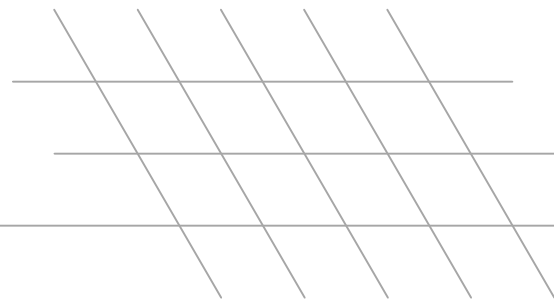
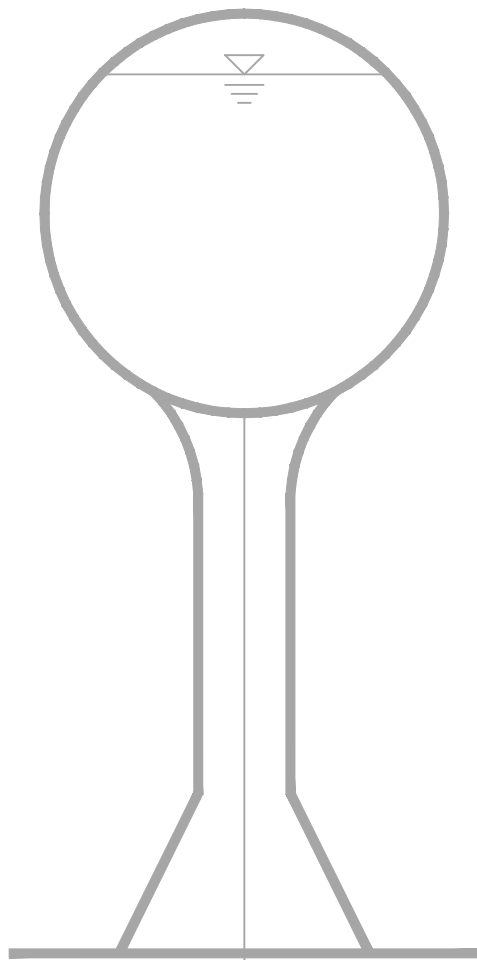
WATER MAIN IMPROVEMENTS

0 850 1,700 FEET

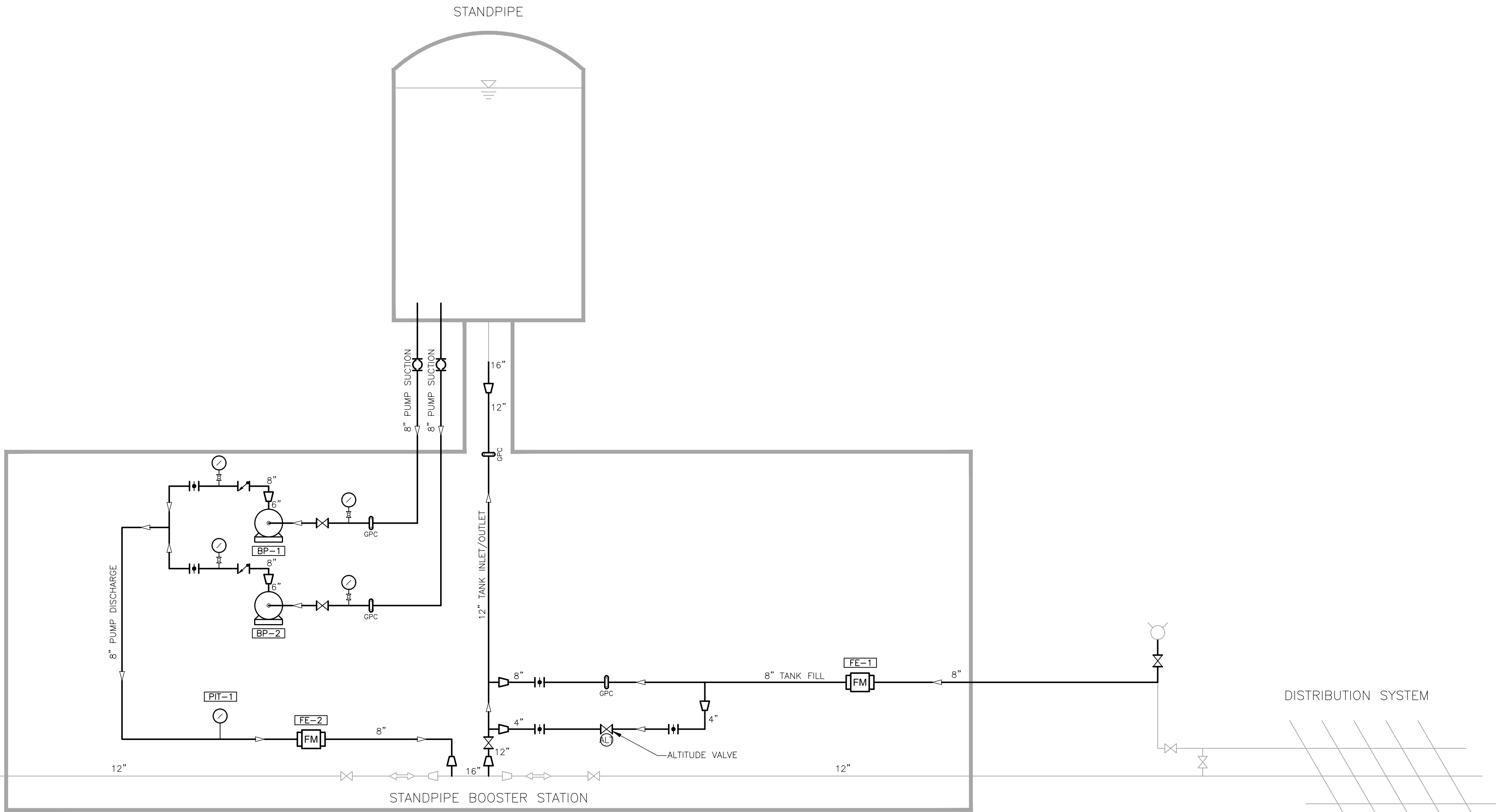
Hard copy is intended to be 11"x17" when plotted. Scale(s) indicated and graphic quality may not be accurate for any other size.

PLT: INFO: Z:\2024\240369\CAD_L_FIGURES\SRF REPORT FIGURES.DWG LAYOUT: FIGURE 12 - PROPOSED BOOSTER STATION FLOW SCHEMATIC DATE: 4/3/2024 TIME: 3:48:07 PM USER: ZOOBULSKI


ELEVATED STORAGE TANK



DISTRIBUTION SYSTEM



DISTRIBUTION SYSTEM



WATER TREATMENT PLANT

PROPOSED BOOSTER STATION FLOW SCHEMATIC

NO SCALE

City of Owosso
Shiawassee County, Michigan

Drinking Water State Revolving Fund (DWSRF) Project Plan

REVISIONS

NOT FOR
CONSTRUCTION

Drawn By ZAG
Designer ZAG
Reviewer TDM
Manager BWV

Hard copy is intended to be 24"x36" when plotted. Scale(s) indicated and graphic quality may not be accurate for any other size.

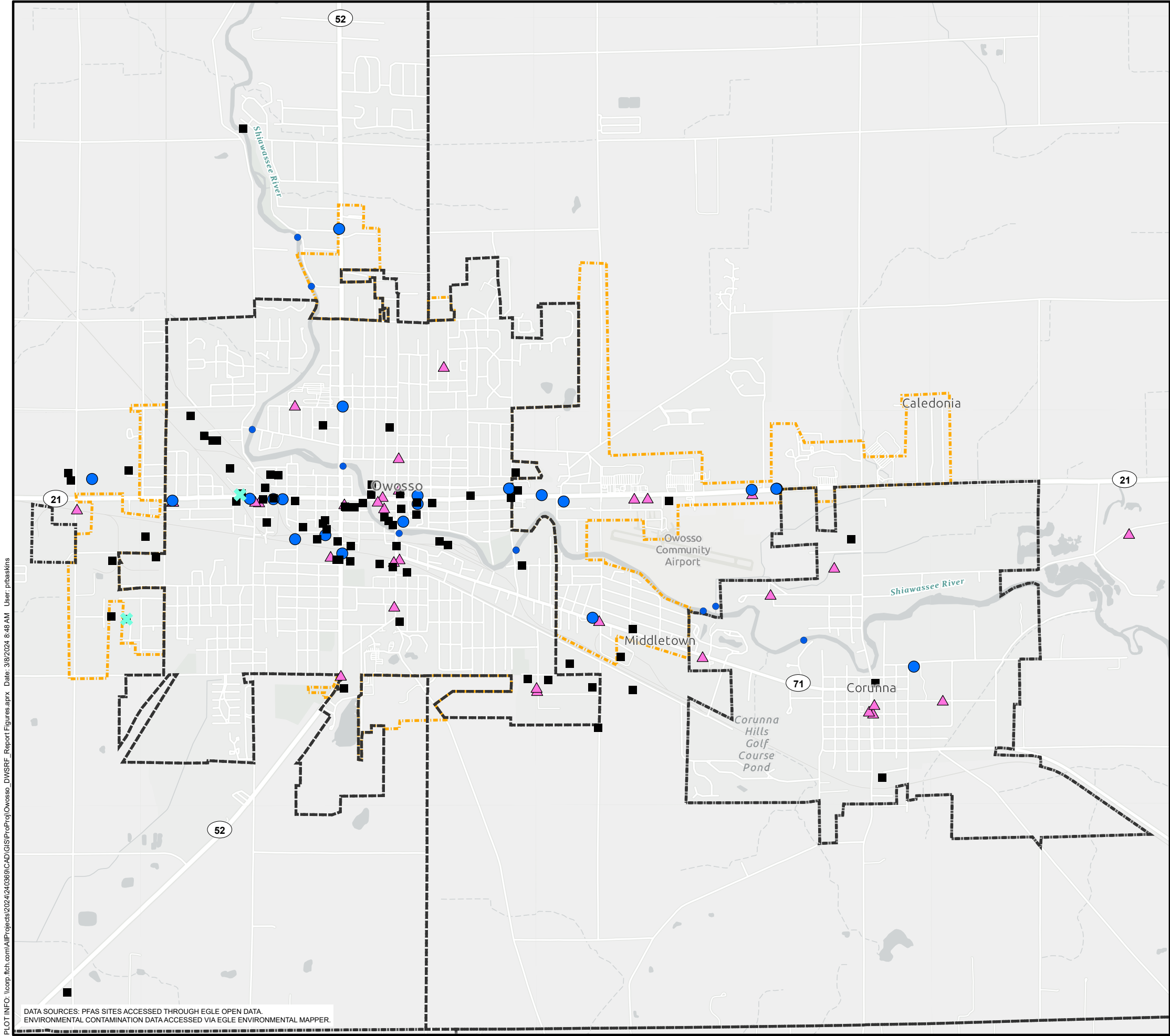
PROJECT NO.
240369

FIGURE NO.

12

© Copyright 2024
All Rights Reserved

Maps



DATA SOURCES: PFAS SITES ACCESSED THROUGH EGLE OPEN DATA.
ENVIRONMENTAL CONTAMINATION DATA ACCESSED VIA EGLE ENVIRONMENTAL MAPPER.

PLOT INFO: \\corp.ftch.com\\AllProjects\\2024\\0369\\CAD\\GIS\\Proj\\Owosso_DWSRF_Report Figures.aprx Date: 3/8/2024 8:48 AM User: prbaskins

©Copyright 2024 All Rights Reserved

LEGEND

- Sites of Environmental Contamination (Part 201)
- Leaking Underground Storage Tanks (Part 213 Open)
- ▲ Leaking Underground Storage Tanks (Part 213 Closed)
- PFAS Surface Water
- ✕ PFAS Sites
- Water System Boundary
- Municipal Boundaries

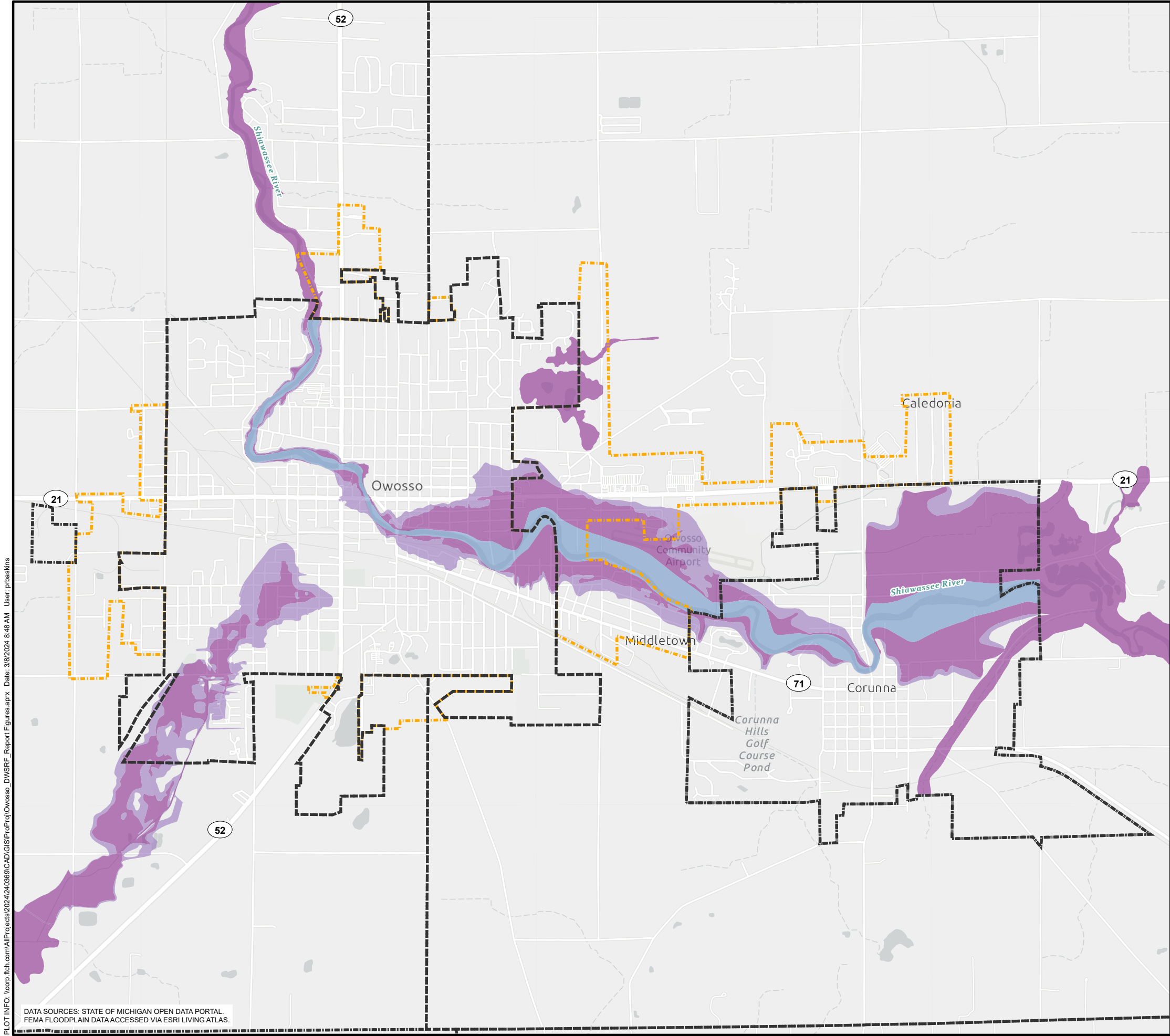


NORTH

**ENVIRONMENTAL
CONTAMINATION**

0 1,500 3,000 FEET

Hard copy is intended to be 11"x17" when plotted. Scale(s) indicated and graphic quality may not be accurate for any other size.



DATA SOURCES: STATE OF MICHIGAN OPEN DATA PORTAL.
FEMA FLOODPLAIN DATA ACCESSED VIA ESRI LIVING ATLAS.

PLOT INFO: \\corp.ftch.com\\AI\\Projects\\2024\\240369\\CAD\\GIS\\ProProj\\Owosso_DWSRF_Report Figures.aprx Date: 3/8/2024 8:48 AM User: prbaskins

©Copyright 2024 All Rights Reserved

LEGEND

- 1% Annual Chance Flood Hazard
- 0.2% Annual Chance Flood Hazard
- Regulatory Floodway
- Water System Boundary
- Municipal Boundaries



NORTH

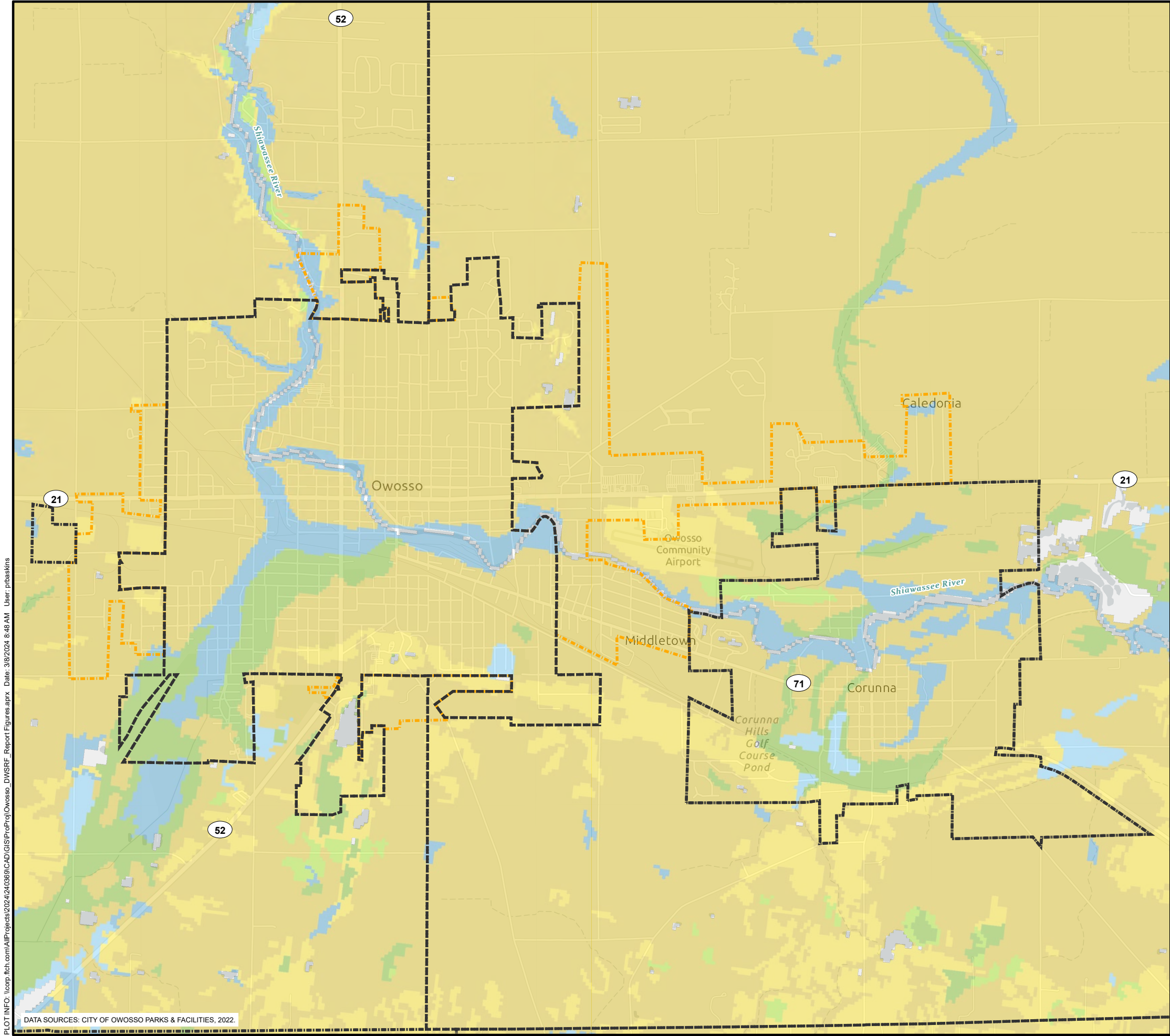
FEMA FLOODPLAIN



City of Owosso
Shiawassee County, Michigan
Drinking Water State Revolving Fund (DWSRF) Project Plan

PROJECT NO.
240369

MAP NO.
5



PLOT INFO: \\corp.ftch.com\\AllProjects\\2024\\0369\\CAD\\GIS\\Proj\\Owosso_DWSRF_Report Figures.aprx Date: 3/8/2024 8:48 AM User: prbaskins

DATA SOURCES: CITY OF OWOSSO PARKS & FACILITIES, 2022.

©Copyright 2024 All Rights Reserved

LEGEND


USA Soils Hydrologic Group

- Group A
- Group B
- Group C
- Group A/D
- Group B/D
- Group C/D
- Water System Boundary
- Municipal Boundaries



NORTH

SOILS



Hard copy is intended to be 11"x17" when plotted. Scale(s) indicated and graphic quality may not be accurate for any other size.

City of Owosso
Shiawassee County, Michigan
Drinking Water State Revolving Fund (DWSRF) Project Plan

PROJECT NO.
240369

MAP NO.
6

Appendix 1

City of Owosso DWSRF
Water Main Improvements Project Needs

Watermain Improvements Name	Project Limits	Project Need	Size (in)	Length (ft)	Install Year	Pipe Material	Replacement of Service lines
Nafus Street	S. End to Frederick Street	Undersized, Break History, Dead End	2"	500'	1958	Steel	Yes
Gilbert Street	Mason Street to Oliver Street	Undersized	4"	800'	1958	Cast Iron	Yes
Clinton Street	Cedar Street to Shiawassee Street	Undersized	4"/6"	1220'	1958	Cast Iron	Yes
Olmstead Street	Ward Street to Chipman Street	Undersized	6"	560'	1959	Cast Iron	Yes
Harding Avenue	Willow Springs to Hanover Street	Break History	6"	570'	1970	Cast Iron	Yes
Hanover Street	Harding Avenue to Riverside Drive	Break History	6"	400'	1970	Cast Iron	Yes
Stewart Street	Cedar Street to Shiawassee Street	Undersized	6"	1350'	1958	Cast Iron	Yes
Williams Street	Shiawassee Street to Washington Street	Break History	8"	1670'	1958	Cast Iron	Yes
Dewey Street (East)	Main Street (M-21) to King Street	Undersized, Break History	4"/6"	2540'	1958/1959	Cast Iron	Yes
Young Street	Chestnut Street to Brooks Street	Undersized, Break History	4"/6"	1000'	1959	Cast Iron	Yes
Grace Street	Cedar Street to Shiawassee Street	Break History	6"	1230'	1960	Cast Iron	Yes
Genesee Street	Michigan Avenue to Green Street	Undersized, Break History, Dead End	2"	290'	1957	Steel	Yes
Adams Street	Oliver Street to King Street	Undersized	4"	1110'	1957	Cast Iron	Yes
Adams Street	Elizabeth Street to N. of Jennett Street	Undersized	4"	330'	1957	Cast Iron	Yes
Brandon Street	Summit Street to Dingwall Drive	Undersized, Break History	4"	280'	Unknown	Cast Iron	Yes
Dingwall Drive	Brandon Street to N. End	Break History	4"/6"	950'	1959	Cast Iron	Yes
Nafus Street	Stewart Street to N. End	Break History	6"	440'	Unknown	Cast Iron	Yes
Exchange Street	Saginaw Street to Dewey Street	Undersized	6"	1470'	1957	Cast Iron	Yes
Woodlawn Avenue	Farr Street to Auburndale Avenue	Undersized	4"	770'	1958	Cast Iron	Yes
Shady Lane Drive	Meadow Drive to Chipman Street	Break History	6"	870'	Unknown	Cast Iron	Yes
State Street	S. End to Clyde Street	Undersized, Break History, Dead End	4"	360'	Unknown	Cast Iron	Yes
State Street	Clyde Street to Stewart Street	Undersized, Break History	4"	1000'	1958	Cast Iron	Yes
Clyde Street	State Street to Lyon Street	Undersized, Break History, Dead End	4"	350'	1959	Cast Iron	Yes
Lyon Street	Clyde Street to Grace Street	Undersized, Break History	3"	290'	1958	Transite	Yes
Frazer Avenue	Corunna Avenue to Allendale Avenue	Break History	8"	1100'	1960	Cast Iron	Yes
Gould Street	Exchange Street to North Street	Undersized, Break History	8"	5060'	1959/Unknown	Cast Iron	Yes
Jennett Street	Shiawassee Street to Adams Street	Undersized, Break History	4"/6"	650'	1957	Cast Iron	Yes
Oak Street	Main Street (M-21) to Williams Street	Undersized	4"	1130'	1926	Ductile Iron	Yes
Chipman Street	Harding Avenue to North Street	Break History	12"	1460'	1970	Ductile Iron	Yes
Chipman Street	Main Street (M-21) to Beehler Street	Undersized	12"	980'	1959/1960/1969	Cast Iron; Ductile Iron	Yes
Cedar Street	Hampton Avenue to Main Street (M-21)	Break History	6"/12"	3890'	1959/1960	Cast Iron; Ductile Iron; Transite	Yes
Mason Street	Saginaw Street to Dewey Street	Undersized	4"	1410'	1958	Cast Iron	Yes
Elmwood	Abbott Street to King Street	Break History	6"	540'	Unknown	Cast Iron	Yes
Washington Street	Stratford Drive to North Street	Undersized	4"	930'	1958	Cast Iron	Yes
Williams Street	Washington Street to Dewey Street	Undersized, Break History	4"/6"	1660'	1958/Unknown	Cast Iron; Ductile Iron	Yes
Wiltshire Drive	Huntington Drive to Moore Street	Break History	6"	990'	1960	Cast Iron; Ductile Iron	Yes
Ball Street	Exchange Street to Jennett Street	Undersized	4"/6"	2900'	1957	Cast Iron	Yes
Monroe Street	Washington Street to Broadway Avenue	Break History	4"/6"	2280'	1960/1961	Cast Iron	Yes
King Street	Fifth Street to Ada Street	Undersized, Break History	6"	1030'	1958	Cast Iron; Unknown	Yes
Broadway Avenue	Auburndale Avenue to Franklin Street	Break History	6"	630'	Unknown	Unknown	Yes

City of Owosso DWSRF
Water Main Improvements Project Needs

Watermain Improvements Name	Project Limits	Project Need	Size (in)	Length (ft)	Install Year	Pipe Material	Replacement of Service lines
Ada Street	Oliver Street to Lee Street	Undersized	4"	440'	1957	Unknown	Yes
Cass Street	Shiawassee Street to Green Street	Age	16"	1270'	1960	Cast Iron	Yes
Curwood Drive	Oliver Streetto Woodhall Court	Undersized, Break History	4"	150'	Unknown	Transite	Yes
Stinson Street	West Street to Chipman Street	Break History	6"	1330'	Unknown	Cast Iron	Yes
West Street	King Street to Stinson Street	Undersized	4"	300'	Unknown	Cast Iron	Yes
Woodhall Court	Curwood Drive to Oliver Street	Undersized, Dead End	4"	340'	Unknown	Transite	Yes
Fifth Street	Oliver Street to King Street	Age	4"/6"	740'	1961	Transite	Yes
First Street	Oliver Street to King Street	Break History	6"	920'	1968	Cast Iron	Yes
Comstock Street	Park Street to Gould Street	Undersized, Break History	4"/6"	3080'	1958	Cast Iron	Yes
Elm Street	Main Street (M-21) to River Street	Undersized	4"	540'	1960	Cast Iron	Yes
Dewey Street (West)	Comstock Street to Main Street	Undersized, Break History	12"	2990'	1959/1960	Cast Iron	Yes
Huntington Drive	Moore Street to Stevens Drive	Break History	6"	1090'	1960	Cast Iron	Yes
Martin Street	Stewart Street to Milwaukee Street	Undersized	4"	1350'	1960	Cast Iron	Yes
Water Street	Oliver Street to King Street	Undersized	4"	1120'	1959	Cast Iron	Yes
Campbell Drive	Ada Street to Ada Street	Undersized, Break History	4"	920'	Unknown	Transite	Yes

Appendix 2



2022 Water Quality Report

Water Supply Serial Number: 05120

Municipal tap water is the life source of every community.

Our dependable water supply contributes to public health, keeps citizens safe from waterborne illness, drives economic prosperity, and is vital for everyday life. The Owosso Water Filtration Plant treated over 652 million gallons of water to over 14,301 residents in the City of Owosso during 2022. This report covers the drinking water quality for City of Owosso Water Supply for the 2022 calendar year. This information is a snapshot of the quality of the water that we provided to you in 2022. Included are details about where your water comes from, what it contains, and how it compares to United States Environmental Protection Agency (USEPA) and state standards.

At Owosso's water treatment plant, operators continuously. Operators also conduct quality assurance and quality control processes to ensure accuracy. Chemists in the water quality laboratory conduct hourly tests from the treatment process. In addition, weekly and monthly, they test samples from water sites throughout the city. Staff work closely with Michigan Department of Environment, Great Lakes, and Energy (EGLE) to ensure water regulatory and safety guidelines are met. Owosso's team of water quality experts go to great lengths to deliver great-tasting tap water. It's a 24/7, 365-day-a-year responsibility that they take very seriously.

Over 80 feet deep. In 2018 EGLE performed an assessment of our source water to determine the susceptibility or the relative potential of contamination. The susceptibility rating is on a seven-tiered scale from "very-low" to "very-high" based on geologic sensitivity, well construction, water chemistry, and contamination sources. The susceptibility of our well source is high to very high.

Water Treatment Plant and System Maintenance in 2022.


Maintenance at the water plant is a continuous exercise. There are many parts and pieces of equipment that make up the different processes. All of the equipment has an expected useful life which we try to prolong with preventive maintenance. Our Asset Management Plan and Capital Improvement Plan guides us on when to repair/replace more expensive items and how to budget for them. During 2022, as part of a State Drinking Water Revolving Fund (DWRF) loan project, the City completed a rehabilitation of the Standpipe and the West Tower. Both tanks required component upgrades in design due to code changes. Also this work included the installation of mixers. The 24/7 operation of mixers will improve water quality, improve disinfection and prevent damage during winter due to freezing.




The newly painted West Tower!



Ongoing HVAC repairs and replacements in 2022!



Each year used lime sludge is removed for



One of four High Service Pumps that maintain our water pressure and water supply located at the Filtration Plant.

Distribution System

The City of Owosso has over 113 miles of water mains, including raw and potable distribution piping ranging in size from 1.5" to 24". The majority of water distribution system mains are 50 to 65 years old with some mains 80 to 100 years old. There are over 2,388 water system valves throughout the system and over 799 fire hydrants. Owosso serves over 6,471 residential households and commercial customers with meter sizes ranging from 3/4" to 8". Also, the distribution system includes 2 water storage facilities.

Projects & Maintenance

The City of Owosso in 2021 started the process of replacing one of our wells near Hopkins Lake and developing another new well site on city property near Osburn Lakes. During 2022 the City obtained permits from EGLE to construct both well sites. The production capacity of both well sites are approved for a capacity of 1,800 gallons per minute. Construction planning and design was completed in 2022 along with plans for obtaining funding in 2023. These two wells will ensure water supply capacity and water quality for future generations in Owosso.

Another major investment in 2022 was the rehabilitation of both water storage tanks. This was a major accomplishment as epoxy and steel supply chain shortages were occurring during this project. Routine inspections of both tanks are included in our future budget to maintain both of these tanks for the next 15 to 20 years like new.

During 2022 roof repairs by a qualified contractor were ongoing and staff along with Public Works replaced other building roof sections. All of our High Service pumps were tested and inspected in 2022 and two were rebuilt to OEM specs. The High Service pumps have a total pumping capacity of 8 million gallons per day! Annual service of the clarifier's in the plant continued in 2022, worn parts needed to be replaced either by staff or OEM mechanics. Staff completed service on the Lime Silo, replacing failed and aged components.

During 2022 the City was required to complete another Lead and Copper Rule sampling period. We thank everyone involved in collecting samples, filling out paperwork, and returning everything in a timely manner. Your help made this regulatory requirement easier to accomplish. The LCR (Lead and Copper Rule) results for 2022 were again below the ALE (Action Level Exceedance) and are provided in this report. Again the City is glad to report that at locations where elevated lead and copper test results are obtained, that service line became a priority to ensure all piping going into the residence had compliant materials.



Service and replacing equipment using the DPW tree truck!

Contaminants in the Water

Drinking water, including bottled water, may reasonably be expected to contain at least small amounts of some contaminants. The presence of contaminants does not necessarily indicate that water poses a health risk. More information about contaminants and potential health effects can be obtained by calling the USEPA's Safe Drinking Water Hotline (800-426-4791).

Water Supply

In 2022 we had certified labs test our water for general chemistry, Lead and Copper, Nitrate, PFAS, Synthetic Organic Compounds (SOC's) and Total Trihalomethanes - Haloacetic Acids. Our ground water sources were also tested for general chemistry, Arsenic, Complete Minerals and Metals, and VOC's. We continue to protect our sources by using an updated Wellhead Protection Program (WHPP) to ensure safe drinking water to the public and protect the drinking water from potential sources of contamination by following the WHPP program guidelines set forth by EGLE. Another major investment involves the start of the development of a Water Master Plan, Reliability Plan, WTP Improvement Plan, WTP Performance Evaluation and WTP Engineering Studies by Fishbeck Engineering in 2022. The primary goal of the comprehensive planning study project is to identify needs and costs for Owosso drinking water system in regards to planning, budgeting, and funding. This project will be used to guide future water utility decisions. Such a comprehensive study has not been completed since 1999 and typically is required every 20 years.



During 2022 well development occurred during the coldest months of the year!

Vulnerability of Sub-Populations

Some people may be more vulnerable to contaminants in drinking water than the general population. Immuno-compromised persons such as persons with cancer undergoing chemotherapy, persons who have undergone organ transplants, people with HIV/AIDS or other immune systems disorders, some elderly, and infants can be particularly at risk from infections. These people should seek advice about drinking water from their health care providers. USEPA/Center for Disease Control guidelines on appropriate means to lessen the risk of infection by *Cryptosporidium* and other microbial contaminants are available from the Safe Drinking Water Hotline (800-426-4791).

Sources of Drinking Water

The sources of drinking water (both tap water and bottled water) include rivers, lakes, streams, ponds, reservoirs, springs, and wells. Our water comes from wells. As water travels over the surface of the land or through the ground, it dissolves naturally occurring minerals and, in some cases, radioactive material, and can pick up substances resulting from the presence of animals or from human activity.

Contaminants that may be in source water:

- Microbial contaminants, such as viruses and bacteria, which may come from sewage treatment plants, septic systems, agricultural livestock operations, and wildlife.
- Inorganic contaminants, such as salts and metals, which can be naturally occurring or result from urban stormwater runoff, industrial or domestic wastewater discharges, oil and gas production, mining, or farming.
- Pesticides and herbicides, which may come from a variety of sources such as agriculture and residential uses.
- Radioactive contaminants, which can be naturally occurring or be the result of oil and gas production and mining activities.
- Organic chemical contaminants, including synthetic and volatile organic chemicals, which are by-products of industrial processes and petroleum production, and can also come from gas stations, urban stormwater runoff, and septic systems.
- To ensure that tap water is safe to drink, the USEPA prescribes regulations that limit the levels of certain contaminants in water provided by public water systems. Federal Food and Drug Administration regulations establish limits for contaminants in bottled water which provide the same protection for public health.



Visit to Owosso's Water Filtration Plant

Owosso's City Council members joined the EGLE Director Liesl Clark for a tour of Owosso' Tuesday, April 19, 2022.

This visit follows EGLE awarding the city a \$3 million forgivable loan for lead service line replacement, a \$460,021 drinking water asset management grant and a \$403,500 grant and \$225,960 forgivable loan to replace the City's water main on Center Street and to rehab both the Stand Pipe and Elevated Tower.

City Manager Nathan Henne discussed the impact the \$3 million forgivable loan would have on the city's lead service line replacement program. Owosso has 179 known lead service lines and up to 4080 unknown and suspected lead service lines. EGLE requires the city count unknown or suspected lines as lead service lines until they can

The city continues to work at identifying all lead service The EGLE fund-

ing, paired with funds from the city's water fund, will allow Owosso to replace between 400 and 700 lead service lines.

Former Mayor Eveleth thanked EGLE for the contribution to Owosso's infrastructure projects, acknowledging that Owosso, like most of the country, faces challenges with aging infrastructure. "\$4.5 million from EGLE is a really big deal for us and I can't express how appreciative we are and how big of a difference that is going to make," Eveleth stated.

Information about Lead

If present, elevated levels of lead can cause serious health problems, especially for pregnant women and young children. Lead in drinking water is primarily from materials and components associated with service lines and home plumbing. The City of Owosso Water Supply is responsible for providing high quality drinking water but cannot control the variety of materials used in plumbing components. When your water has been sitting for several hours, you can minimize the potential for lead exposure by flushing your tap for 30 seconds to 2 minutes before using water for drinking or cooking. If you have a lead service line, it is recommended that you run your water for at least 5 minutes to flush water from both your home plumbing and the lead service line. If you are concerned about lead in your water, you may wish to have your water tested. Information on lead in drinking water, testing methods, and steps you can take to minimize exposure is available from the Safe Drinking Water Hotline or at <http://www.epa.gov/safewater/lead>.

Infants and children who drink water containing lead could experience delays in their physical or mental development. Children could show slight deficits in attention span and learning abilities. Adults who drink this water over many years could develop kidney problems or high blood pressure.

Our water supply has 179 lead service lines and 4080 service lines of unknown material out of a total of 6467 service lines.

Monitoring and Reporting to EGLE Requirements: The State of Michigan and the USEPA require us to test our water on a regular basis to ensure its safety. During the monitoring period from October 1, 2022 to October 31, 2022 we did not take the required number of repeat routine samples for Total Coliform. This violation did not pose a threat to the quality of the drinking water.

During the past year we failed to conduct all of the required assessment(s). On October 13th, 2022, we were required to conduct a Level 1 Assessment. This Level 1 Assessment was completed on November 14th, 2022. In

bacteria that are naturally present in the environment and are used as an indicator that other, potentially harmful, waterborne pathogens may be present or that a potential pathway exists through which contamination may enter the drinking water distribution system. We found coliforms, indicating the need to look for potential problems in water treatment or distribution. When this occurs, we are required to conduct assessment(s) to identify problems and to correct the problems that were found during these assessments.

Due to a Level 1 Assessment being two days overdue, the state considered this a Treatment Technique Violation. Also the number of required samples of well water was short by one sample. This was considered a Groundwater Monitoring Violation. The City of Owosso Water Supply became out of compliance on November 13, 2022, and returned to compliance on November 14, 2022, when the completed L1A form was submitted to EGLE. Additional details and explanation of this event leading up to the Violations were included in an insert in the January 2023 quarterly water bill mailing as required by the state.



Contractors remove lime at an average annual cost over \$250,000.00



Regular cleaning and parts replacement each year.

Water Quality Data

The table below lists all the drinking water contaminants that we detected during the 2022 calendar year. The presence of these contaminants in the water does not necessarily indicate that the water poses a health risk. Unless otherwise noted, the data presented in this table is from testing done January 1 through December 31, 2022. The State allows us to monitor for certain contaminants less than once per year because the concentrations of these contaminants are not . All the data is representative of the water quality, but some are more than one year old.

Regulated Contaminant	MCL	MCLG	Level Detected	Range	Year Sampled	Violation (Yes/No)	Typical Source of Contaminant
Barium (ppm)	2	2	0.01	0.01	08/2018	No	Discharge from oil drilling wastes and from metal refineries; erosion of natural deposits
Fluoride (ppm)	4	4	0.64	0.37 - 0.64	2022	No	Erosion of natural deposits. Discharge from fertilizer and aluminum factories. *Water additive which promotes strong teeth.
HAA5 Haloacetic Acids (ppb)	60	N/A	3	1 - 3	08/2022	No	Byproduct of drinking water disinfection.
TTHM - Total Trihalomethanes(ppb)	80	N/A	43	40 - 43	08/2022	No	Byproduct of drinking water disinfection.
Chlorine* (ppm)	MRDL 4	MRDLG 4	1.06	0.55 - 1.06	2022	No	Water additive used to control microbes.
Bromodichloromethane	0.080	N/A	0.014	0.012 - 0.014	08/2022	No	Byproduct of drinking water disinfection.
Bromoform	0.080	N/A	0.0063	0.0054 - 0.0063	08/2022	No	Byproduct of drinking water disinfection.
Chlorodibromomethane	0.080	N/A	0.015	0.014 - 0.015	08/2022	No	Byproduct of drinking water disinfection.
Chloroform	0.080	N/A	0.0083	0.0073 - 0.0083	08/2022	No	Byproduct of drinking water disinfection.

*Chlorine was calculated using the running annual average.

Microbiological Contaminant	MCL	MCLG	Level Detected	Range	Year Sampled	Violation (Yes/No)	Typical Source of Contaminant
Total Coliform (total number or % of positive samples/month)	TT	N/A	N/A	N/A	2022	No	Naturally present in the environment
E. coli in the distribution system (positive samples)	See E. coli note *	0	0	N/A	2022	No	Human and animal fecal waste
Fecal Indicator – E. coli at the source (positive samples)	TT	N/A	0	N/A	2022	No	Human and animal fecal waste

* E. coli MCL violation occurs if: (1) routine and repeat samples are total coliform-positive and either is E. coli-positive, or (2) the supply fails to take all required repeat samples following E. coli-positive routine sample, or (3) the supply fails to analyze total coliform-positive repeat sample for E. coli.

Inorganic Contaminant Subject to ALs	AL	MCLG	Your Water*	Range of Results	Year Sampled	Number of Samples Above AL	Typical Source of Contaminant
Lead (ppb)	15	0	7 ppb	0 ppb - 34 ppb	2022	1	Lead service lines, corrosion of household plumbing including fitting and fixtures; Erosion of natural desposits.
Copper (ppm)	1.3	1.3	0.0 ppm	0 ppm - 0.1 ppm	2022	0	Corrosion of household plumbing systems; Erosion of natural desposits.

*Ninety (90) percent of the samples collected were at or below the level reported for our water.

We will update this report annually and will keep customers informed of any problems that may occur throughout the year, as required. Copies are available at City Hall. This report will not be sent to you. We invite public participation in decisions that affect drinking water quality. Public comment may be provided at City Hall during regularly scheduled city council meetings, held at 7:30 p.m. on the first and third Mondays of each month. For more information about your water, or the contents of this report, contact the Water Plant Superintendent, David Haut at 989-725-0560, or email: david.haut@ci.owosso.mi.us. Further, the city web site at <http://www.ci.owosso.mi.us/Utilities> is available for inquiries and comment. Finally the Director of Public Services and Utilities is available for information and inquiries at 989-725-0555 or email at ryan.suchanek@ci.owosso.mi.us. For more information about safe drinking water, visit the U.S. EPA at <http://www.epa.gov/safewater/>.

Terms & Abbreviations

Action Level (AL): The concentration of a contaminant which, if exceeded, triggers treatment or other requirements that a water system must follow.

Level 1 Assessment: A study of the water supply to identify potential problems and determine (if possible) why total coliform bacteria have been found in our water system.

Maximum Contaminant Level (MCL): The highest level of a contaminant that is allowed in drinking water. MCLs are set as close to the MCLGs as feasible using the best available treatment technology.

Maximum Contaminant Level Goal (MCLG): The level of a contaminant in drinking water below which there is no known or expected risk to health. MCLGs allow for a margin of safety.

Maximum Residual Disinfectant Level (MRDL): The highest level of a disinfectant allowed in drinking water. There is convincing evidence that addition of a disinfectant is necessary for control of microbial contaminants.

Maximum Residual Disinfectant Level Goal (MRDLG): The level of a drinking water disinfectant below which there is no known or expected risk to health. MRDLGs do not reflect the benefits of the use of disinfectants to control microbial contaminants.

N/A: Not applicable

ND: not detectable at testing limit

ppb: parts per billion or micrograms per liter

ppm: parts per million or milligrams per liter

Treatment Technique (TT): A required process intended to reduce the level of a contaminant in drinking water.



Saving funds by staff replacing a shingle roof.

Additional Monitoring

Unregulated contaminants are those for which the USEPA has not established drinking water standards. Monitoring helps the USEPA determine where certain contaminants occur and whether regulation of those contaminants is needed.

Unregulated Contaminant Name	Average Level Detected	Year Sampled	Comments
Sodium (ppm)	43	8/2022	Typical source is erosion of natural deposits.
Chloride (ppm)	94	8/2022	Naturally occurring or indicative of road salt contamination.
Sulfate (ppm)	124	8/2022	Naturally occurring.
Magnesium (ppm)	15	8/2022	Naturally occurring.
Hardness of CaCO3 (ppm)	169	8/2022	Naturally occurring.
Calcium (ppm)	43	8/2022	Naturally occurring.
	Average Level Detected	Year Sampled	Comments See EPA Website: https://www.epa.gov/dwucmr/fourth-unregulated-contaminant-monitoring-rule
Germanium (ug/L)	<0.300	1/21/2020	Metal.
Manganese (ug/L)	<0.400	1/21/2020	Metal.
BHA (ug/L)	<0.0300	1/21/2020	Semi-Volatile Organic Compounds
o- Toluidine (ug/L)	<0.0070	1/21/2020	Semi-Volatile Organic Compounds
Quinoline (ug/L)	<0.0200	1/21/2020	Semi-Volatile Organic Compounds
HAA5 (five regulated haloacetic acids) (ug/L)	2.00	08/2022	Disinfection Byproducts
HAA6Br (six brominated haloacetic acids) (ug/L)	11.000	1/07/2020	Disinfection Byproducts
HAA9 (nine haloacetic acids) (ug/L)	18.300	1/07/2020	Disinfection Byproducts
alpha-BHC (alpha-Hexachlorocyclohexane) (ug/L)	<0.010	1/07/2020	Pesticide
Chlorpyrif (ug/L)	<0.030	1/07/2020	Pesticide
Dimethipin (ug/L)	<0.200	1/07/2020	Pesticide
Ethoprop (ug/L)	<0.030	1/07/2020	Pesticide
Oxyfluorfen (ug/L)	<0.050	1/07/2020	Pesticide
Profenofos (ug/L)	<0.300	1/07/2020	Pesticide
Tebuconazole (ug/L)	<0.200	1/07/2020	Pesticide
Permethrin (ug/L)	<0.040	1/07/2020	Pesticide
Tribufos (ug/L)	<0.070	1/07/2020	Pesticide
1-Butanol (ug/L)	<2.000	1/07/2020	Alcohol
2-Methoxyethanol (ug/L)	<0.400	1/07/2020	Alcohol
2-Propen-1-ol (ug/L)	<0.500	1/07/2020	Alcohol

Appendix 3

City of Owosso DWSRF Monetary Evaluation

Raw Water Supply - LW-1 and PS-W2 Well House Building and Mechanical Equipment Improvements

Alternative 2 - Optimum Performance of Existing Facilities

Cost Item	Units	Qty	Unit Cost	Estimated Capital Cost
<u>Local Well 1</u>				
Demolition	LS	1	\$20,000	\$20,000
Magnetic Flow Meter	LS	1	\$11,000	\$11,000
Well House Building	SF	250	\$500	\$125,000
HVAC & Misc. Equipment	LS	1	\$75,000	\$75,000
<u>Palmer Street Well 2</u>				
Demolition	LS	1	\$20,000	\$20,000
Isolation Valve	LS	1	\$6,500	\$6,500
Well House Building	SF	250	\$500	\$125,000
HVAC & Misc. Equipment	LS	1	\$75,000	\$75,000
Subtotal				\$457,500
Contractor General Conditions, Overhead and Profit (15%)				\$70,000
Contingency (20%)				\$100,000
Engineering/Administration/Legal (22%)				\$140,000
Total Estimated Project Cost				\$770,000

Cost Item	Estimated Capital Cost	Design Life (yrs)	Replace. Cost	Salvage Value
<u>Local Well 1</u>				
Demolition	\$20,000	0	\$0	\$0
Magnetic Flow Meter	\$11,000	20	\$0	\$0
Well House Building	\$125,000	50	\$0	\$80,000
HVAC & Misc. Equipment	\$75,000	20	\$0	\$0
<u>Palmer Street Well 2</u>				
Demolition	\$20,000	0	\$0	\$0
Isolation Valve	\$6,500	30	\$0	\$3,000
Well House Building	\$125,000	50	\$0	\$80,000
HVAC & Misc. Equipment	\$75,000	20	\$0	\$0
Subtotal	\$457,500			\$163,000
Contractor General Conditions, Overhead and Profit (15%)	\$70,000			
Contingency (20%)	\$100,000			
Engineering/Administration/Legal (22%)	\$140,000			
Total Estimated Project Cost	\$770,000			

20-Year Present Worth		20-Year Present Worth
	Actual Cost	
Capital Cost	\$770,000	\$770,000
Annual O&M Cost	\$3,500	\$60,000
Salvage Value	\$163,000	(\$110,000)
Total Estimate of Present Worth		\$720,000

Notes:

Present Worth estimated using discount rate of

2.0% from EGLE

City of Owosso DWSRF Monetary Evaluation
 Raw Water Supply - PS-W1 Abandonment
 Alternative 2 - Optimum Performance of Existing Facilities

Cost Item	Units	Qty	Unit Cost	Estimated Capital Cost
Demolition	LS	1	\$25,000	\$25,000
PS-W1 Well Abandonment	LS	1	\$8,000	\$8,000
PS-W1 Raw Water Main Abandonment	LS	1	\$8,000	\$8,000
Subtotal				\$41,000
Contractor General Conditions, Overhead and Profit (15%)				\$10,000
Contingency (20%)				\$10,000
Engineering/Administration/Legal (22%)				\$20,000
Total Estimated Project Cost				\$90,000

Cost Item	Estimated Capital Cost	Design Life (yrs)	Replace. Cost	Salvage Value
Demolition	\$25,000	0	\$0	\$0
PS-W1 Well Abandonment	\$8,000	0	\$0	\$0
PS-W1 Raw Water Main Abandonment	\$8,000	0	\$0	\$0
Subtotal	\$41,000			\$0
Contractor General Conditions, Overhead and Profit (15%)	\$10,000			
Contingency (20%)	\$10,000			
Engineering/Administration/Legal (22%)	\$20,000			
Total Estimated Project Cost	\$90,000			

20-Year Present Worth	Actual Cost	20-Year Present Worth
Capital Cost	\$90,000	\$90,000
Annual O&M Cost	\$0	\$0
Salvage Value	\$0	\$0
Total Estimate of Present Worth		\$90,000

Notes:

Present Worth estimated using discount rate of

2.0% from EGLE

City of Owosso DWSRF Monetary Evaluation
 Water Treatment Plant - Electrical Grounding and Equipment Improvements
 Alternative 2 - Optimum Performance of Existing Facilities

Cost Item	Units	Qty	Unit Cost	Estimated Capital Cost
Double Ended Switchboard	LS	1	\$150,000	\$150,000
Pole-Mounted Gang-Operated Primary Switch	LS	1	\$100,000	\$100,000
Pole-Mounted Transformers	LS	1	\$400,000	\$400,000
Grounding Electrode System	LS	1	\$100,000	\$100,000
Feeder and Branch Circuits	LS	1	\$100,000	\$100,000
Surge Protective Devices	LS	1	\$80,000	\$80,000
Subtotal				\$930,000
Contractor General Conditions, Overhead and Profit (15%)				\$140,000
Contingency (20%)				\$190,000
Engineering/Administration/Legal (22%)				\$280,000
Total Estimated Project Cost				\$1,540,000

Cost Item	Estimated Capital Cost	Design Life (yrs)	Replace. Cost	Salvage Value
Double Ended Switchboard	\$150,000	30	\$0	\$50,000
Pole-Mounted Gang-Operated Primary Switch	\$100,000	30	\$0	\$40,000
Pole-Mounted Transformers	\$400,000	30	\$0	\$140,000
Grounding Electrode System	\$100,000	30	\$0	\$40,000
Feeder and Branch Circuits	\$100,000	30	\$0	\$40,000
Surge Protective Devices	\$80,000	30	\$0	\$30,000
Subtotal	\$930,000			\$340,000
Contractor General Conditions, Overhead and Profit (15%)	\$140,000			
Contingency (20%)	\$190,000			
Engineering/Administration/Legal (22%)	\$280,000			
Total Estimated Project Cost	\$1,540,000			

20-Year Present Worth	Actual Cost	20-Year Present Worth
Capital Cost	\$1,540,000	\$1,540,000
Annual O&M Cost	\$5,000	\$80,000
Salvage Value	\$340,000	(\$230,000)
Total Estimate of Present Worth		\$1,390,000

Notes:

Present Worth estimated using discount rate of

2.0% from EGLE

City of Owosso DWSRF Monetary Evaluation

Water Treatment Plant - Storage Reservoir, High Service Pumping, and Transfer Pumping Improvements

Alternative 3 - Construction Alternative

Cost Item	Units	Qty	Unit Cost	Estimated Capital Cost
<u>Prestressed Concrete Tanks</u>				
750,000 gal Ground Storage Tank	EA	2	\$1,750,000	\$3,500,000
<u>Process Equipment</u>				
3.0 MGD High Service Pump (150 HP)	EA	3	\$120,000	\$360,000
3.0 MGD Transfer Pumps (40 HP)	EA	3	\$90,000	\$270,000
Trolley Hoist	EA	1	\$15,000	\$15,000
Process Pipe Allowance	LS	1	\$1,200,000	\$1,200,000
Process Valve Allowance	LS	1	\$500,000	\$500,000
Misc. Supports, Sleeve, Penetration Allowance	LS	1	\$50,000	\$50,000
Instrumentation Allowance	LS	1	\$100,000	\$100,000
<u>Building and Site</u>				
Pump Station Building	SF	3600	\$350	\$1,260,000
Transfer Pump Concrete Encasement	TONS	170.6	\$4,000	\$682,400
Storage Tank Valve Vault	EA	1	\$50,000	\$50,000
Site Work Allowance	LS	1	\$750,000	\$750,000
<u>Electrical and Mechanical</u>				
Electrical Allowance	LS	1	\$1,250,000	\$1,250,000
Systems Integration Allowance	LS	1	\$200,000	\$200,000
Mechanical Allowance	LS	1	\$500,000	\$500,000
Subtotal				\$10,687,400
Contractor General Conditions, Overhead and Profit (15%)				\$1,610,000
Contingency (20%)				\$2,140,000
Engineering/Administration/Legal (22%)				\$3,180,000
Total Estimated Project Cost				\$17,620,000

Cost Item	Estimated Capital Cost	Design Life (yrs)	Replace. Cost	Salvage Value
<u>Prestressed Concrete Tanks</u>				
750,000 gal Ground Storage Tank	\$3,500,000	50	\$0	\$2,100,000
<u>Process Equipment</u>				
3.0 MGD High Service Pump (150 HP)	\$360,000	30	\$0	\$120,000
3.0 MGD Transfer Pumps (40 HP)	\$270,000	30	\$0	\$90,000
Trolley Hoist	\$15,000	30	\$0	\$10,000
Process Pipe Allowance	\$1,200,000	50	\$0	\$720,000
Process Valve Allowance	\$500,000	50	\$0	\$300,000
Misc. Supports, Sleeve, Penetration Allowance	\$50,000	50	\$0	\$30,000
Instrumentation Allowance	\$100,000	20	\$0	\$0
<u>Building and Site</u>				
Pump Station Building	\$1,260,000	100	\$0	\$1,010,000
Transfer Pump Concrete Encasement	\$682,400	100	\$0	\$550,000
Storage Tank Valve Vault	\$50,000	50	\$0	\$30,000
Site Work Allowance	\$750,000	50	\$0	\$450,000
<u>Electrical and Mechanical</u>				
Electrical Allowance	\$1,250,000	20	\$0	\$0
Systems Integration Allowance	\$200,000	20	\$0	\$0
Mechanical Allowance	\$500,000	20	\$0	\$0
Subtotal	\$10,687,400			\$5,410,000
Contractor General Conditions, Overhead and Profit (15%)	\$1,610,000			
Contingency (20%)	\$2,140,000			
Engineering/Administration/Legal (22%)	\$3,180,000			
Total Estimated Project Cost	\$17,620,000			

20-Year Present Worth		20-Year Present Worth
	Actual Cost	
Capital Cost	\$17,620,000	\$17,620,000
Annual O&M Cost	\$80,000	\$1,310,000
Salvage Value	\$5,410,000	(\$3,650,000)
Total Estimate of Present Worth		\$15,280,000

Notes:

Present Worth estimated using discount rate of

2.0% from EGLE

City of Owosso DWSRF Monetary Evaluation
Water Treatment Plant - Chlorine Feed Improvements
Alternative 3 - Construction Alternative

Cost Item	Units	Qty	Unit Cost	Estimated Capital Cost
<u>Chemical Feed System</u>				
OSG Skids, Brine Storage Tank, Hypochlorite Storage Tank, Accessories	LS	1	\$275,000	\$275,000
Day Tanks	EA	2	\$30,000	\$60,000
Transfer Pumps	EA	2	\$8,000	\$16,000
Metering Pumps	EA	4	\$6,000	\$24,000
<u>Building and Site</u>				
OSG Building	SF	840	\$350	\$294,000
Site Work Allowance	LS	1	\$50,000	\$50,000
Site Chemical Piping	LS	1	\$50,000	\$50,000
<u>Electrical and Mechanical</u>				
Electrical Allowance	LS	1	\$110,000	\$110,000
Mechanical Allowance	LS	1	\$20,000	\$20,000
Subtotal				\$899,000
Contractor General Conditions, Overhead and Profit (15%)				\$140,000
Contingency (20%)				\$180,000
Engineering/Administration/Legal (22%)				\$270,000
Total Estimated Project Cost				\$1,490,000

Cost Item	Estimated Capital Cost	Design Life (yrs)	Replace. Cost	Salvage Value
<u>Chemical Feed System</u>				
OSG Skids, Brine Storage Tank, Hypochlorite Storage Tank, Accessories	\$275,000	30	\$0	\$100,000
Day Tanks	\$60,000	30	\$0	\$20,000
Transfer Pumps	\$16,000	30	\$0	\$10,000
Metering Pumps	\$24,000	30	\$0	\$10,000
<u>Building and Site</u>				
OSG Building	\$294,000	100	\$0	\$240,000
Site Work Allowance	\$50,000	50	\$0	\$30,000
Site Chemical Piping	\$50,000	50	\$0	\$30,000
<u>Electrical and Mechanical</u>				
Electrical Allowance	\$110,000	20	\$0	\$0
Mechanical Allowance	\$20,000	20	\$0	\$0
Subtotal	\$899,000			\$440,000
Contractor General Conditions, Overhead and Profit (15%)	\$140,000			
Contingency (20%)	\$180,000			
Engineering/Administration/Legal (22%)	\$270,000			
Total Estimated Project Cost	\$1,490,000			

20-Year Present Worth	Actual Cost	20-Year Present Worth
Capital Cost	\$1,490,000	\$1,490,000
Annual O&M Cost	\$12,500	\$200,000
Salvage Value	\$440,000	(\$300,000)
Total Estimate of Present Worth		\$1,390,000

Notes:

Present Worth estimated using discount rate of 2.0% from EGLE

City of Owosso DWSRF Monetary Evaluation

Distribution System - Transmission Main and River Crossing Improvements FY26

Alternative 3 - Constuction Alternative

Cost Item	Units	Qty	Unit Cost	Estimated Capital
				Cost
Allendale Avenue Transmission Main (WTP to Frazer Avenue)	LS	1	\$220,000	\$220,000
Frazer Avenue Transmission Main (Allendale Avenue to Corunna Avenue)	LS	1	\$448,000	\$448,000
Garfield Street Transmission Main (Corunna Avenue to Monroe Street)	LS	1	\$351,000	\$351,000
McMillan Road Transmission Main (Monroe Avenue to South Street)	LS	1	\$701,000	\$701,000
12-inch Finished Water River Crossing (S. Gould Street to WTP)	LS	1	\$662,000	\$662,000
24-inch Finished Water River Crossing (S. Gould Street to WTP)	LS	1	\$1,332,000	\$1,332,000
Subtotal				\$3,714,000
Contractor General Conditions, Overhead and Profit (15%)				\$560,000
Contingency (20%)				\$750,000
Engineering/Administration/Legal (22%)				\$1,110,000
Total Estimated Project Cost				\$6,140,000

		Design		
Cost Item	Estimated Capital Cost	Life (yrs)	Replace. Cost	Salvage Value
Allendale Avenue Transmission Main (WTP to Frazer Avenue)	\$220,000	50	\$0	\$140,000
Frazer Avenue Transmission Main (Allendale Avenue to Corunna Avenue)	\$448,000	50	\$0	\$270,000
Garfield Street Transmission Main (Corunna Avenue to Monroe Street)	\$351,000	50	\$0	\$220,000
McMillan Road Transmission Main (Monroe Avenue to South Street)	\$701,000	50	\$0	\$430,000
12-inch Finished Water River Crossing (S. Gould Street to WTP)	\$662,000	50	\$0	\$400,000
24-inch Finished Water River Crossing (S. Gould Street to WTP)	\$1,332,000	50	\$0	\$800,000
Subtotal	\$3,714,000			\$2,260,000
Contractor General Conditions, Overhead and Profit (15%)	\$560,000			
Contingency (20%)	\$750,000			
Engineering/Administration/Legal (22%)	\$1,110,000			
Total Estimated Project Cost	\$6,140,000			

20-Year Present Worth		20-Year Present Worth
	Actual Cost	
Capital Cost	\$6,140,000	\$6,140,000
Annual O&M Cost	\$15,000	\$250,000
Salvage Value	\$2,260,000	(\$1,530,000)
Total Estimate of Present Worth		\$4,860,000

Notes:

Present Worth estimated using discount rate of

2.0% from EGLE

City of Owosso DWSRF Monetary Evaluation

Distribution System - Transmission Main and River Crossing Improvements FY27

Alternative 3 - Constuction Alternative

Cost Item	Units	Qty	Unit Cost	Estimated Capital
				Cost
South Street Transmission Main (McMillan Road to Vandecarr Road]	LS	1	\$1,179,000	\$1,179,000
Cross-Lot Transmission Main (Vandecarr Road to Cook Road]	LS	1	\$365,000	\$365,000
Cross-Lot Transmission Main (Cook Road to Palmer Street]	LS	1	\$627,000	\$627,000
Palmer Street Well 2 Transmission Main (PS-W2 to Cross Lot]	LS	1	\$86,000	\$86,000
Palmer Street Well 3 Transmission Main (PS-W3 to Cross Lot]	LS	1	\$144,000	\$144,000
Subtotal				\$2,401,000
Contractor General Conditions, Overhead and Profit (15%)				\$370,000
Contingency (20%)				\$490,000
Engineering/Administration/Legal (22%)				\$720,000
Total Estimated Project Cost				\$3,990,000

Cost Item	Estimated Capital Cost	Design Life (yrs)	Replace. Cost	Salvage
				Value
South Street Transmission Main (McMillan Road to Vandecarr Road]	\$1,179,000	50	\$0	\$710,000
Cross-Lot Transmission Main (Vandecarr Road to Cook Road]	\$365,000	50	\$0	\$220,000
Cross-Lot Transmission Main (Cook Road to Palmer Street]	\$627,000	50	\$0	\$380,000
Palmer Street Well 2 Transmission Main (PS-W2 to Cross Lot]	\$86,000	50	\$0	\$60,000
Palmer Street Well 3 Transmission Main (PS-W3 to Cross Lot]	\$144,000	50	\$0	\$90,000
Subtotal	\$2,401,000			\$1,460,000
Contractor General Conditions, Overhead and Profit (15%)	\$370,000			
Contingency (20%)	\$490,000			
Engineering/Administration/Legal (22%)	\$720,000			
Total Estimated Project Cost	\$3,990,000			

20-Year Present Worth		20-Year Present Worth
	Actual Cost	
Capital Cost	\$3,990,000	\$3,990,000
Annual O&M Cost	\$10,000	\$160,000
Salvage Value	\$1,460,000	(\$990,000)
Total Estimate of Present Worth		\$3,160,000

Notes:

Present Worth estimated using discount rate of

2.0% from EGLE

City of Owosso DWSRF Monetary Evaluation

Distribution System - Transmission Main and River Crossing Improvements FY28

Alternative 3 - Constuction Alternative

Cost Item	Units	Qty	Estimated Capital	
			Unit Cost	Cost
Hintz Road Transmission Main (Hintz Well to Copas Road)	LS	1	\$2,006,000	\$2,006,000
Copas Road Transmission Main (Hintz Road to Hazelton Road)	LS	1	\$367,000	\$367,000
Subtotal				\$2,373,000
Contractor General Conditions, Overhead and Profit (15%)				\$360,000
Contingency (20%)				\$480,000
Engineering/Administration/Legal (22%)				\$710,000
Total Estimated Project Cost				\$3,930,000

Cost Item	Estimated Capital Cost	Design Life (yrs)	Replace. Cost	Salvage Value
Hintz Road Transmission Main (Hintz Well to Copas Road)	\$2,006,000	50	\$0	\$1,210,000
Copas Road Transmission Main (Hintz Road to Hazelton Road)	\$367,000	50	\$0	\$230,000
Subtotal	\$2,373,000			\$1,440,000
Contractor General Conditions, Overhead and Profit (15%)	\$360,000			
Contingency (20%)	\$480,000			
Engineering/Administration/Legal (22%)	\$710,000			
Total Estimated Project Cost	\$3,930,000			

20-Year Present Worth		
	Actual Cost	20-Year Present Worth
Capital Cost	\$3,930,000	\$3,930,000
Annual O&M Cost	\$10,000	\$160,000
Salvage Value	\$1,440,000	(\$970,000)
Total Estimate of Present Worth		\$3,120,000

Notes:

Present Worth estimated using discount rate of

2.0% from EGLE

City of Owosso DWSRF Monetary Evaluation
Distribution System - Transmission Main and River Crossing Improvements FY29
Alternative 3 - Constuction Alternative

Cost Item	Units	Qty	Unit Cost	Estimated Capital
				Cost
Hazelton Road Transmission Main (Oliver Street to M-21)	LS	1	\$419,000	\$419,000
Rawleigh Avenue Transmission Main (M-21 to Grover Street)	LS	1	\$230,000	\$230,000
Raw Water River Crossing (Grover Street to WTP)	LS	1	\$990,000	\$990,000
12-inch Finished Water River Crossing (Oakwood Avenue to S. Gould Street)	LS	1	\$439,000	\$439,000
16-inch Finished Water River Crossing (Cass Street to Jerome Avenue)	LS	1	\$188,000	\$188,000
12-inch Finished Water River Crossing (M-71 to Jerome Avenue)	LS	1	\$346,000	\$346,000
Subtotal				\$2,612,000
Contractor General Conditions, Overhead and Profit (15%)				\$400,000
Contingency (20%)				\$530,000
Engineering/Administration/Legal (22%)				\$780,000
Total Estimated Project Cost				\$4,330,000

Cost Item	Estimated Capital Cost	Design Life (yrs)	Replace. Cost	Salvage Value
Hazelton Road Transmission Main (Oliver Street to M-21)	\$419,000	50	\$0	\$260,000
Rawleigh Avenue Transmission Main (M-21 to Grover Street)	\$230,000	50	\$0	\$140,000
Raw Water River Crossing (Grover Street to WTP)	\$990,000	50	\$0	\$600,000
12-inch Finished Water River Crossing (Oakwood Avenue to S. Gould Street)	\$439,000	50	\$0	\$270,000
16-inch Finished Water River Crossing (Cass Street to Jerome Avenue)	\$188,000	50	\$0	\$120,000
12-inch Finished Water River Crossing (M-71 to Jerome Avenue)	\$346,000	50	\$0	\$210,000
Subtotal	\$2,612,000			\$1,600,000
Contractor General Conditions, Overhead and Profit (15%)	\$400,000			
Contingency (20%)	\$530,000			
Engineering/Administration/Legal (22%)	\$780,000			
Total Estimated Project Cost	\$4,330,000			

20-Year Present Worth		20-Year Present Worth
	Actual Cost	
Capital Cost	\$4,330,000	\$4,330,000
Annual O&M Cost	\$11,000	\$180,000
Salvage Value	\$1,600,000	(\$1,080,000)
Total Estimate of Present Worth		\$3,430,000

Notes:

Present Worth estimated using discount rate of

2.0% from EGLE

City of Owosso DWSRF Monetary Evaluation
Distribution System - Water Main Improvements FY25
Alternative 3 - Constuction Alternative

Cost Item	Units	Qty	Unit Cost	Estimated Capital Cost
Nafus Street Water Main (S. End to Frederick Street)	LS	1	\$119,000	\$119,000
Gilbert Street Water Main (Mason Street to Oliver Street)	LS	1	\$230,000	\$230,000
Clinton Street Water Main (Cedar Street to Shiawassee Street)	LS	1	\$403,000	\$403,000
Olmstead Street Water Main (Ward Street to Chipman Street)	LS	1	\$154,000	\$154,000
Harding Avenue Water Main (Willow Springs to Hanover Street)	LS	1	\$196,000	\$196,000
Hanover Street Water Main (Harding Avenue to Riverside Drive)	LS	1	\$109,000	\$109,000
Stewart Street Water Main (Cedar Street to Shiawassee Street)	LS	1	\$465,000	\$465,000
Williams Street Water Main (Shiawassee Street to Washington Street)	LS	1	\$540,000	\$540,000
Dewey Street Water Main (Main Street (M-21) to King Street)	LS	1	\$2,047,000	\$2,047,000
Young Street Water Main (Chestnut Street to Brooks Street)	LS	1	\$358,000	\$358,000
Grace Street Water Main (Cedar Stteet to Shiawassee Street)	LS	1	\$424,000	\$424,000
Subtotal				\$5,045,000
Contractor General Conditions, Overhead and Profit (15%)				\$760,000
Contingency (20%)				\$1,010,000
Engineering/Administration/Legal (22%)				\$1,500,000
Total Estimated Project Cost				\$8,320,000

Cost Item	Estimated Capital Cost	Design Life (yrs)	Replace. Cost	Salvage Value
Nafus Street Water Main (S. End to Frederick Street)	\$119,000	50	\$0	\$80,000
Gilbert Street Water Main (Mason Street to Oliver Street)	\$230,000	50	\$0	\$140,000
Clinton Street Water Main (Cedar Street to Shiawassee Street)	\$403,000	50	\$0	\$250,000
Olmstead Street Water Main (Ward Street to Chipman Street)	\$154,000	50	\$0	\$100,000
Harding Avenue Water Main (Willow Springs to Hanover Street)	\$196,000	50	\$0	\$120,000
Hanover Street Water Main (Harding Avenue to Riverside Drive)	\$109,000	50	\$0	\$70,000
Stewart Street Water Main (Cedar Street to Shiawassee Street)	\$465,000	50	\$0	\$280,000
Williams Street Water Main (Shiawassee Street to Washington Street)	\$540,000	50	\$0	\$330,000
Dewey Street Water Main (Main Street (M-21) to King Street)	\$2,047,000	50	\$0	\$1,230,000
Young Street Water Main (Chestnut Street to Brooks Street)	\$358,000	50	\$0	\$220,000
Grace Street Water Main (Cedar Stteet to Shiawassee Street)	\$424,000	50	\$0	\$260,000
Subtotal	\$5,045,000			\$3,080,000
Contractor General Conditions, Overhead and Profit (15%)	\$760,000			
Contingency (20%)	\$1,010,000			
Engineering/Administration/Legal (22%)	\$1,500,000			
Total Estimated Project Cost	\$8,320,000			

20-Year Present Worth	Actual Cost	20-Year Present Worth
Capital Cost	\$8,320,000	\$8,320,000
Annual O&M Cost	\$18,000	\$290,000
Salvage Value	\$3,080,000	(\$2,080,000)
Total Estimate of Present Worth		\$6,530,000

Notes:

Present Worth estimated using discount rate of

2.0% from EGLE

City of Owosso DWSRF Monetary Evaluation
Distribution System - Water Main Improvements FY26
Alternative 3 - Constuction Alternative

Cost Item	Units	Qty	Estimated Capital	
			Unit Cost	Cost
Genesee Street Water Main (Michigan Avenue to Green Street)	LS	1	\$152,000	\$152,000
Adams Street Water Main (Oliver Street to King Street)	LS	1	\$352,000	\$352,000
Adams Street Water Main (Elizabeth Street to N. of Jennett Street)	LS	1	\$101,000	\$101,000
Brandon Street Water Main (Summit Street to Dingwall Drive)	LS	1	\$117,000	\$117,000
Dingwall Drive Water Main (Brandon Street to N. End)	LS	1	\$302,000	\$302,000
Nafus Street Water Main (Stewart Street to N. End)	LS	1	\$153,000	\$153,000
Woodlawn Avenue Water Main (Farr Street to Auburndale Avenue)	LS	1	\$236,000	\$236,000
Shady Lane Drive Water Main (Meadow Drive to Chipman Street)	LS	1	\$290,000	\$290,000
Exchange Street Water Main (Saginaw Street to Dewey Street)	LS	1	\$496,000	\$496,000
State Street (S. End to Clyde Street)	LS	1	\$115,000	\$115,000
State Street (Clyde Street to Stewart Street)	LS	1	\$347,000	\$347,000
Clyde Street (State Street to Lyon Street)	LS	1	\$115,000	\$115,000
Lyon Street (Clyde Street to Grace Street)	LS	1	\$116,000	\$116,000
Subtotal				\$2,892,000
Contractor General Conditions, Overhead and Profit (15%)				\$440,000
Contingency (20%)				\$580,000
Engineering/Administration/Legal (22%)				\$870,000
Total Estimated Project Cost				\$4,790,000

Cost Item	Estimated Capital Cost	Design Life (yrs)	Replace. Cost	Salvage Value
Genesee Street Water Main (Michigan Avenue to Green Street)	\$152,000	50	\$0	\$100,000
Adams Street Water Main (Oliver Street to King Street)	\$352,000	50	\$0	\$220,000
Adams Street Water Main (Elizabeth Street to N. of Jennett Street)	\$101,000	50	\$0	\$70,000
Brandon Street Water Main (Summit Street to Dingwall Drive)	\$117,000	50	\$0	\$80,000
Dingwall Drive Water Main (Brandon Street to N. End)	\$302,000	50	\$0	\$190,000
Nafus Street Water Main (Stewart Street to N. End)	\$153,000	50	\$0	\$100,000
Woodlawn Avenue Water Main (Farr Street to Auburndale Avenue)	\$236,000	50	\$0	\$150,000
Shady Lane Drive Water Main (Meadow Drive to Chipman Street)	\$290,000	50	\$0	\$180,000
Exchange Street Water Main (Saginaw Street to Dewey Street)	\$496,000	50	\$0	\$300,000
State Street (S. End to Clyde Street)	\$115,000	50	\$0	\$70,000
State Street (Clyde Street to Stewart Street)	\$347,000	50	\$0	\$210,000
Clyde Street (State Street to Lyon Street)	\$115,000	50	\$0	\$70,000
Lyon Street (Clyde Street to Grace Street)	\$116,000	50	\$0	\$70,000
Subtotal	\$2,892,000			\$1,810,000
Contractor General Conditions, Overhead and Profit (15%)	\$440,000			
Contingency (20%)	\$580,000			
Engineering/Administration/Legal (22%)	\$870,000			
Total Estimated Project Cost	\$4,790,000			

20-Year Present Worth		20-Year Present Worth
	Actual Cost	
Capital Cost	\$4,790,000	\$4,790,000
Annual O&M Cost	\$12,000	\$200,000
Salvage Value	\$1,810,000	(\$1,220,000)
Total Estimate of Present Worth		\$3,770,000

Notes:

Present Worth estimated using discount rate of

2.0% from EGLE

City of Owosso DWSRF Monetary Evaluation
Distribution System - Water Main Improvements FY27
Alternative 3 - Constuction Alternative

Cost Item	Units	Qty	Estimated Capital	
			Unit Cost	Cost
Frazer Avenue Water Main (Corunna Avenue to Allendale Avenue)	LS	1	\$340,000	\$340,000
Gould Street Water Main (Exchange Street to North Street)	LS	1	\$1,706,000	\$1,706,000
Jennett Street Water Main (Shiawassee Street to Adams Street)	LS	1	\$234,000	\$234,000
Oak Street Water Main (Main Street (M-21) to Williams Street)	LS	1	\$382,000	\$382,000
Chipman Street Water Main (Harding Avenue to North Street)	LS	1	\$554,000	\$554,000
Chipman Street Water Main (Main Street (M-21) to Beehler Street)	LS	1	\$676,000	\$676,000
Cedar Street Water Main (Hampton Avenue to Main Street (M-21))	LS	1	\$1,652,000	\$1,652,000
Mason Street Water Main (Saginaw Street to Dewey Street)	LS	1	\$470,000	\$470,000
Subtotal				\$6,014,000
Contractor General Conditions, Overhead and Profit (15%)				\$910,000
Contingency (20%)				\$1,210,000
Engineering/Administration/Legal (22%)				\$1,790,000
Total Estimated Project Cost				\$9,930,000

Cost Item	Estimated Capital Cost	Design	Replace. Cost	Salvage Value
		Life (yrs)		
Frazer Avenue Water Main (Corunna Avenue to Allendale Avenue)	\$340,000	50	\$0	\$210,000
Gould Street Water Main (Exchange Street to North Street)	\$1,706,000	50	\$0	\$1,030,000
Jennett Street Water Main (Shiawassee Street to Adams Street)	\$234,000	50	\$0	\$150,000
Oak Street Water Main (Main Street (M-21) to Williams Street)	\$382,000	50	\$0	\$230,000
Chipman Street Water Main (Harding Avenue to North Street)	\$554,000	50	\$0	\$340,000
Chipman Street Water Main (Main Street (M-21) to Beehler Street)	\$676,000	50	\$0	\$410,000
Cedar Street Water Main (Hampton Avenue to Main Street (M-21))	\$1,652,000	50	\$0	\$1,000,000
Mason Street Water Main (Saginaw Street to Dewey Street)	\$470,000	50	\$0	\$290,000
Subtotal	\$6,014,000			\$3,660,000
Contractor General Conditions, Overhead and Profit (15%)	\$910,000			
Contingency (20%)	\$1,210,000			
Engineering/Administration/Legal (22%)	\$1,790,000			
Total Estimated Project Cost	\$9,930,000			

20-Year Present Worth		20-Year Present Worth
	Actual Cost	
Capital Cost	\$9,930,000	\$9,930,000
Annual O&M Cost	\$25,000	\$410,000
Salvage Value	\$3,660,000	(\$2,470,000)
Total Estimate of Present Worth		\$7,870,000

Notes:

Present Worth estimated using discount rate of

2.0% from EGLE

City of Owosso DWSRF Monetary Evaluation
Distribution System - Water Main Improvements FY28
Alternative 3 - Constuction Alternative

Cost Item	Units	Qty	Unit Cost	Estimated Capital
				Cost
Elmwood Water Main (Abbott Street to King Street)	LS	1	\$152,000	\$152,000
Washington Street Water Main (Stratford Drive to North Street)	LS	1	\$283,000	\$283,000
Williams Street Water Main (Washington Street to Dewey Street)	LS	1	\$496,000	\$496,000
Wiltshire Drive Water Main (Huntington Drive to Moore Street)	LS	1	\$304,000	\$304,000
Ball Street Water Main (Exchange Street to Jennett Street)	LS	1	\$924,000	\$924,000
Monroe Street Water Main (Washington Street to Broadway Avenue)	LS	1	\$481,000	\$481,000
King Street Water Main (Fifth Street to Ada Street)	LS	1	\$430,000	\$430,000
Broadway Avenue Water Main (Auburndale Avenue to Franklin Street)	LS	1	\$234,000	\$234,000
Subtotal				\$3,304,000
Contractor General Conditions, Overhead and Profit (15%)				\$500,000
Contingency (20%)				\$670,000
Engineering/Administration/Legal (22%)				\$990,000
Total Estimated Project Cost				\$5,470,000

Cost Item	Estimated Capital Cost	Design	Replace. Cost	Salvage Value
		Life (yrs)		
Elmwood Water Main (Abbott Street to King Street)	\$152,000	50	\$0	\$100,000
Washington Street Water Main (Stratford Drive to North Street)	\$283,000	50	\$0	\$170,000
Williams Street Water Main (Washington Street to Dewey Street)	\$496,000	50	\$0	\$300,000
Wiltshire Drive Water Main (Huntington Drive to Moore Street)	\$304,000	50	\$0	\$190,000
Ball Street Water Main (Exchange Street to Jennett Street)	\$924,000	50	\$0	\$560,000
Monroe Street Water Main (Washington Street to Broadway Avenue)	\$481,000	50	\$0	\$290,000
King Street Water Main (Fifth Street to Ada Street)	\$430,000	50	\$0	\$260,000
Broadway Avenue Water Main (Auburndale Avenue to Franklin Street)	\$234,000	50	\$0	\$150,000
Subtotal	\$3,304,000			\$2,020,000
Contractor General Conditions, Overhead and Profit (15%)	\$500,000			
Contingency (20%)	\$670,000			
Engineering/Administration/Legal (22%)	\$990,000			
Total Estimated Project Cost	\$5,470,000			

20-Year Present Worth		20-Year Present Worth
	Actual Cost	
Capital Cost	\$5,470,000	\$5,470,000
Annual O&M Cost	\$14,000	\$230,000
Salvage Value	\$2,020,000	(\$1,360,000)
Total Estimate of Present Worth		\$4,340,000

Notes:

Present Worth estimated using discount rate of

2.0% from EGLE

City of Owosso DWSRF Monetary Evaluation
Distribution System - Water Main Improvements FY29
Alternative 3 - Constuction Alternative

Cost Item	Units	Qty	Unit Cost	Estimated Capital Cost
Ada Street Water Main (Oliver Street to Lee Street)	LS	1	\$149,000	\$149,000
Cass Street Water Main (Shiawassee Street to Green Street)	LS	1	\$462,000	\$462,000
Curwood Drive Water Main (Oliver Streetto Woodhall Court)	LS	1	\$54,000	\$54,000
Stinson Street Water Main (West Street to Chipman Street)	LS	1	\$383,000	\$383,000
West Street Water Main (King Street to Stinson Street)	LS	1	\$93,000	\$93,000
Woodhall Court Water Main (Curwood Drive to Oliver Street)	LS	1	\$155,000	\$155,000
Fifth Street Water Main (Oliver Street to King Street)	LS	1	\$235,000	\$235,000
First Street Water Main (Oliver Street to King Street)	LS	1	\$274,000	\$274,000
Comstock Street Water Main (Park Street to Gould Street)	LS	1	\$904,000	\$904,000
Elm Street Water Main (Main Street (M-21) to River Street)	LS	1	\$250,000	\$250,000
Dewey Street Water Main (Comstock Street to Main Street)	LS	1	\$110,000	\$110,000
Huntington Drive Water Main (Moore Street to Stevens Drive)	LS	1	\$347,000	\$347,000
Martin Street Water Main (Stewart Street to Milwaukee Street)	LS	1	\$421,000	\$421,000
Water Street Water Main (Oliver Street to King Street)	LS	1	\$326,000	\$326,000
Campbell Drive Water Main (Ada Street to Ada Street)	LS	1	\$301,000	\$301,000
Subtotal				\$4,464,000
Contractor General Conditions, Overhead and Profit (15%)				\$670,000
Contingency (20%)				\$900,000
Engineering/Administration/Legal (22%)				\$1,330,000
Total Estimated Project Cost				\$7,370,000

Cost Item	Estimated Capital Cost	Design Life (yrs)	Replace. Cost	Salvage Value
Ada Street Water Main (Oliver Street to Lee Street)	\$149,000	50	\$0	\$90,000
Cass Street Water Main (Shiawassee Street to Green Street)	\$462,000	50	\$0	\$280,000
Curwood Drive Water Main (Oliver Streetto Woodhall Court)	\$54,000	50	\$0	\$40,000
Stinson Street Water Main (West Street to Chipman Street)	\$383,000	50	\$0	\$230,000
West Street Water Main (King Street to Stinson Street)	\$93,000	50	\$0	\$60,000
Woodhall Court Water Main (Curwood Drive to Oliver Street)	\$155,000	50	\$0	\$100,000
Fifth Street Water Main (Oliver Street to King Street)	\$235,000	50	\$0	\$150,000
First Street Water Main (Oliver Street to King Street)	\$274,000	50	\$0	\$170,000
Comstock Street Water Main (Park Street to Gould Street)	\$904,000	50	\$0	\$550,000
Elm Street Water Main (Main Street (M-21) to River Street)	\$250,000	50	\$0	\$150,000
Dewey Street Water Main (Comstock Street to Main Street)	\$110,000	50	\$0	\$70,000
Huntington Drive Water Main (Moore Street to Stevens Drive)	\$347,000	50	\$0	\$210,000
Martin Street Water Main (Stewart Street to Milwaukee Street)	\$421,000	50	\$0	\$260,000
Water Street Water Main (Oliver Street to King Street)	\$326,000	50	\$0	\$200,000
Campbell Drive Water Main (Ada Street to Ada Street)	\$301,000	50	\$0	\$190,000
Subtotal	\$4,464,000			\$2,750,000
Contractor General Conditions, Overhead and Profit (15%)	\$670,000			
Contingency (20%)	\$900,000			
Engineering/Administration/Legal (22%)	\$1,330,000			
Total Estimated Project Cost	\$7,370,000			

20-Year Present Worth	Actual Cost	20-Year Present Worth
Capital Cost	\$7,370,000	\$7,370,000
Annual O&M Cost	\$19,000	\$310,000
Salvage Value	\$2,750,000	(\$1,860,000)
Total Estimate of Present Worth		\$5,820,000

Notes:

Present Worth estimated using discount rate of 2.0% from EGLE

City of Owosso DWSRF Monetary Evaluation
Distribution System - Booster Station Improvements
Alternative 2 - Optimum Performance of Existing Facilities

Cost Item	Units	Qty	Unit Cost	Estimated Capital Cost
Demolition	LS	1	\$75,000	\$75,000
Pumps (30 HP)	EA	2	\$55,000	\$110,000
Process Piping Allowance	LS	1	\$150,000	\$150,000
Process Valve Allowance	LS	1	\$50,000	\$50,000
Misc. Supports, Sleeve, Penetration Allowance	LS	1	\$10,000	\$10,000
Instrumentation Allowance	LS	1	\$35,000	\$35,000
Electrical Allowance	LS	1	\$175,000	\$175,000
Systems Integration Allowance	LS	1	\$50,000	\$50,000
Mechanical Allowance	LS	1	\$80,000	\$80,000
Subtotal				\$735,000
Contractor General Conditions, Overhead and Profit (15%)				\$120,000
Contingency (20%)				\$150,000
Engineering/Administration/Legal (22%)				\$230,000
Total Estimated Project Cost				\$1,240,000

Cost Item	Estimated Capital Cost	Design Life (yrs)	Replace. Cost	Salvage Value
Demolition	\$75,000	0	\$0	\$0
Pumps (30 HP)	\$110,000	30	\$0	\$40,000
Process Piping Allowance	\$150,000	50	\$0	\$90,000
Process Valve Allowance	\$50,000	30	\$0	\$20,000
Misc. Supports, Sleeve, Penetration Allowance	\$10,000	30	\$0	\$10,000
Instrumentation Allowance	\$35,000	20	\$0	\$0
Electrical Allowance	\$175,000	20	\$0	\$0
Systems Integration Allowance	\$50,000	20	\$0	\$0
Mechanical Allowance	\$80,000	20	\$0	\$0
Subtotal	\$735,000			\$160,000
Contractor General Conditions, Overhead and Profit (15%)	\$120,000			
Contingency (20%)	\$150,000			
Engineering/Administration/Legal (22%)	\$230,000			
Total Estimated Project Cost	\$1,240,000			

20-Year Present Worth	Actual Cost	20-Year Present Worth
Capital Cost	\$1,240,000	\$1,240,000
Annual O&M Cost	\$15,000	\$250,000
Salvage Value	\$160,000	(\$110,000)
Total Estimate of Present Worth		\$1,380,000

Notes:

Present Worth estimated using discount rate of

2.0% from EGLE

City of Owosso DWSRF Monetary Evaluation
Distribution System - Lead Service Line Replacement FY25
Alternative 3 - Constuction Alternative

Cost Item	Units	Qty	Unit Cost	Estimated Capital Cost
New Service Lines	LS	1	\$670,000	\$670,000
Subtotal				\$670,000
Contractor General Conditions, Overhead, and Profit (15%)				\$110,000
Contingency (10%)				\$70,000
Engineering/Administration/Legal (5%)				\$50,000
Total Estimated Project Cost				\$900,000

Cost Item	Estimated Capital Cost	Design Life (yrs)	Replace. Cost	Salvage Value
New Service Lines	\$670,000	50	\$0	\$402,000
Subtotal	\$670,000			\$402,000
Contractor General Conditions, Overhead, and Profit (15%)	\$110,000			
Contingency (10%)	\$70,000			
Engineering/Administration/Legal (22%)	\$50,000			
Total Estimated Project Cost			\$900,000	

20-Year Present Worth		20-Year Present Worth
	Actual Cost	
Capital Cost	\$900,000	\$900,000
Annual O&M Cost	\$0	\$0
Salvage Value	\$402,000	(\$280,000)
Total Estimate of Present Worth		\$620,000

Notes:
Present Worth estimated using discount rate of 2.0% from EGLE

City of Owosso DWSRF Monetary Evaluation
Distribution System - Lead Service Line Replacement FY26
Alternative 3 - Constuction Alternative

Cost Item	Units	Qty	Unit Cost	Estimated Capital Cost
New Service Lines	LS	1	\$670,000	\$670,000
Subtotal				\$670,000
Contractor General Conditions, Overhead, and Profit (15%)				\$110,000
Contingency (10%)				\$70,000
Engineering/Administration/Legal (5%)				\$50,000
Total Estimated Project Cost				\$900,000

Cost Item	Estimated Capital Cost	Design Life (yrs)	Replace. Cost	Salvage Value
New Service Lines	\$670,000	50	\$0	\$402,000
Subtotal	\$670,000			\$402,000
Contractor General Conditions, Overhead, and Profit (15%)	\$110,000			
Contingency (10%)	\$70,000			
Engineering/Administration/Legal (22%)	\$50,000			
Total Estimated Project Cost	\$900,000			

20-Year Present Worth	Actual Cost	20-Year Present Worth
Capital Cost	\$900,000	\$900,000
Annual O&M Cost	\$0	\$0
Salvage Value	\$402,000	(\$280,000)
Total Estimate of Present Worth		\$620,000

Notes:

Present Worth estimated using discount rate of

2.0% from EGLE

City of Owosso DWSRF Monetary Evaluation
Distribution System - Lead Service Line Replacement FY27
Alternative 3 - Constuction Alternative

Cost Item	Units	Qty	Unit Cost	Estimated Capital Cost
New Service Lines	LS	1	\$670,000	\$670,000
Subtotal				\$670,000
Contractor General Conditions, Overhead, and Profit (15%)				\$110,000
Contingency (10%)				\$70,000
Engineering/Administration/Legal (5%)				\$50,000
Total Estimated Project Cost				\$900,000

Cost Item	Estimated Capital Cost	Design Life (yrs)	Replace. Cost	Salvage Value
New Service Lines	\$670,000	50	\$0	\$402,000
Subtotal	\$670,000			\$402,000
Contractor General Conditions, Overhead, and Profit (15%)	\$110,000			
Contingency (10%)	\$70,000			
Engineering/Administration/Legal (22%)	\$50,000			
Total Estimated Project Cost	\$900,000			

20-Year Present Worth	Actual Cost	20-Year Present Worth
Capital Cost	\$900,000	\$900,000
Annual O&M Cost	\$0	\$0
Salvage Value	\$402,000	(\$280,000)
Total Estimate of Present Worth		\$620,000

Notes:

Present Worth estimated using discount rate of

2.0% from EGLE

City of Owosso DWSRF Monetary Evaluation
Distribution System - Lead Service Line Replacement FY28
Alternative 3 - Constuction Alternative

Cost Item	Units	Qty	Unit Cost	Estimated Capital Cost
New Service Lines	LS	1	\$670,000	\$670,000
Subtotal				\$670,000
Contractor General Conditions, Overhead, and Profit (15%)				\$110,000
Contingency (10%)				\$70,000
Engineering/Administration/Legal (5%)				\$50,000
Total Estimated Project Cost				\$900,000

Cost Item	Estimated Capital Cost	Design Life (yrs)	Replace. Cost	Salvage Value
New Service Lines	\$670,000	50	\$0	\$402,000
Subtotal	\$670,000			\$402,000
Contractor General Conditions, Overhead, and Profit (15%)	\$110,000			
Contingency (10%)	\$70,000			
Engineering/Administration/Legal (22%)	\$50,000			
Total Estimated Project Cost		\$900,000		

20-Year Present Worth		20-Year Present Worth
	Actual Cost	
Capital Cost	\$900,000	\$900,000
Annual O&M Cost	\$0	\$0
Salvage Value	\$402,000	(\$280,000)
Total Estimate of Present Worth		\$620,000

Notes:
Present Worth estimated using discount rate of 2.0% from EGLE

City of Owosso DWSRF Monetary Evaluation
Distribution System - Lead Service Line Replacement FY29
Alternative 3 - Constuction Alternative

Cost Item	Units	Qty	Unit Cost	Estimated Capital Cost
New Service Lines	LS	1	\$670,000	\$670,000
Subtotal				\$670,000
Contractor General Conditions, Overhead, and Profit (15%)				\$110,000
Contingency (10%)				\$70,000
Engineering/Administration/Legal (5%)				\$50,000
Total Estimated Project Cost				\$900,000

Cost Item	Estimated Capital Cost	Design Life (yrs)	Replace. Cost	Salvage Value
New Service Lines	\$670,000	50	\$0	\$402,000
Subtotal	\$670,000			\$402,000
Contractor General Conditions, Overhead, and Profit (15%)	\$110,000			
Contingency (10%)	\$70,000			
Engineering/Administration/Legal (22%)	\$50,000			
Total Estimated Project Cost	\$900,000			

20-Year Present Worth	Actual Cost	20-Year Present Worth
Capital Cost	\$900,000	\$900,000
Annual O&M Cost	\$0	\$0
Salvage Value	\$402,000	(\$280,000)
Total Estimate of Present Worth		\$620,000











Notes:

Present Worth estimated using discount rate of









2.0% from EGLE

Appendix 4









National Register of Historic Places Listings in Shiawassee County, Michigan

[2]	Name on the Register ^[3]	Image	Date listed ^[4]	Location	City or town	Description
1	Nathan Ayres House		November 4, 1980 (#80001891)	604 N. Water St.  43°00'11"N 84°10'23"W	Owosso	
2	Byron Historic Commercial District		September 13, 1984 (#84001848)	Roughly Saginaw St. from Maple to Water Sts.  42°49'20"N 83°56'39"W	Byron	
3	Charles H. Calkins House		March 29, 1978 (#78001511)	127 E. 1st St.  42°49'27"N 84°13'05"W	Perry	
4	Leigh Christian House		November 4, 1980 (#80001892)	622 N. Ball St.  43°00'13"N 84°10'19"W	Owosso	
5	Christian-Ellis House		November 4, 1980 (#80001893)	600 N. Water St.  43°00'10"N 84°10'23"W	Owosso	









National Register of Historic Places Listings in Shiawassee County, Michigan

[2]	Name on the Register ^[3]	Image	Date listed ^[4]	Location	City or town	Description
6	Hezekiah W. and Sarah E. Fishell Cobb House		April 11, 1997 (#97000281)	115 W. 2nd St.  42°49'29"N 84°13'12"W	Perry	
7	Elias Comstock Cabin		November 4, 1980 (#80001894)	Curwood Castle Dr., and John St.  42°59'57"N 84°10'32"W	Owosso	
8	Corunna High School		March 13, 2017 (#100000748)	106 S. Shiawassee St.  42°58'46"N 84°07'07"W	Corunna	
9	Curwood Castle		September 3, 1971 (#71000420)	224 John St.  42°59'58"N 84°10'31"W	Owosso	











National Register of Historic Places Listings in Shiawassee County, Michigan

[2]	Name on the Register ^[3]	Image	Date listed ^[4]	Location	City or town	Description
10	Duff Building		January 31, 1985 (#85000168)	118 W. Exchange St  42°59'56"N 84°10'18"W	Owosso	
11	Durand High School		March 17, 2009 (#09000130)	100 West Sycamore Street  42°54'55"N 83°59'11"W	Durand	
12	Frederick Frieseke Birthplace and Boyhood Home		November 4, 1980 (#80001895)	654 N. Water St.  43°00'15"N 84°10'23"W	Owosso	
13	Julius Frieseke House		April 5, 1990 (#90000574)	529 Corunna Ave.  42°59'30"N 84°09'51"W	Owosso	









National Register of Historic Places Listings in Shiawassee County, Michigan

[2]	Name on the Register ^[3]	Image	Date listed ^[4]	Location	City or town	Description
14	Amos Gould House		November 4, 1980 (#80001896)	115 W. King St.  43°00'16"N 84°10'18"W	Owosso	
15	Daniel Gould House		November 4, 1980 (#80001897)	509 E. Main St.  42°59'52"N 84°09'51"W	Owosso	Building no longer exists.
16	Ebenezer Gould House		November 4, 1980 (#80001898)	orig. 603 W. Main St. now:  42°59'01"N 84°07'38"W	Owosso	Building relocated to historic/museum village in nearby Corunna.
17	Grand Trunk Railway Station		May 6, 1971 (#71000419)	200 Railroad St.  42°54'33"N 83°58'57"W	Durand	










National Register of Historic Places Listings in Shiawassee County, Michigan

[2]	Name on the Register ^[3]	Image	Date listed ^[4]	Location	City or town	Description
18	Grow Block		January 31, 1985 (#85000169)	120-122 W. Exchange St.  42°59'56"N 84°10'18"W	Owosso	
19	William Horton Farmhouse		April 10, 1986 (#86000711)	1647 W. Miller Rd.  42°51'49"N 84°11'52"W	Morrice	
20	House at 314 W. King St.		November 4, 1980 (#80001899)	314 W. King St.  43°00'18"N 84°10'26"W	Owosso	Replaced by a newer house at the same address.
21	John N. Ingersoll House		May 9, 1980 (#80001890)	570 W. Corunna Ave.  42°58'57"N 84°07'35"W	Corunna	
22	Eugene Jacobs House		November 4, 1980 (#80004553)	220 W. King St.  43°00'18"N 84°10'23"W	Owosso	







National Register of Historic Places Listings in Shiawassee County, Michigan

[2]	Name on the Register ^[3]	Image	Date listed ^[4]	Location	City or town	Description
23	Lincoln School		August 8, 2016 (#16000510)	120 Michigan Ave.  42°59'50"N 84°10'29"W	Owosso	
24	Martin Road Bridge		July 12, 1991 (#91000876)	Martin Rd. across the Shiawassee River, Caledonia Township  42°58'08"N 84°03'21"W	Corunna	In 2016, the bridge was disassembled and removed by Bach Steel. Renovation is underway, and it will be re-assembled at the Auburn Heights Preserve in Yorklyn, Delaware. ^[5]
25	Mason Street Historic Residential District		November 4, 1980 (#80001900)	Roughly bounded by Laverock Alley, Dewey, Hickory and Exchange Sts.  42°59'57"N 84°09'54"W	Owosso	
26	Colin McCormick House		November 4, 1980 (#80001901)	222 E. Exchange St.  42°59'53"N 84°10'06"W	Owosso	









National Register of Historic Places Listings in Shiawassee County, Michigan

[2]	Name on the Register ^[3]	Image	Date listed ^[4]	Location	City or town	Description
27	Michigan Avenue-Genesee Street Historic Residential District		November 4, 1980 (#80001902)	Roughly bounded by Michigan Ave.; Shiawassee, Cass and Clinton Sts.  42°59'43"N 84°10'32"W	Owosso	
28	Selden Miner House		November 4, 1980 (#80001903)	418 W. King St.  43°00'18"N 84°10'32"W	Owosso	
29	Old Miller Hospital		November 4, 1980 (#80001904)	121 Michigan Ave.  42°59'48"N 84°10'29"W	Owosso	
30	Oliver Street Historic District	  More images	November 4, 1980 (#80001905)	Oliver St. between 3rd and Oak Sts., Williams and Goodhue Sts.  43°00'06"N 84°10'24"W	Owosso	











National Register of Historic Places Listings in Shiawassee County, Michigan

[2]	Name on the Register ^[3]	Image	Date listed ^[4]	Location	City or town	Description
31	Sylvester Opdyke House		November 4, 1980 (#80001906)	655 N. Pine St.  43°00'16"N 84°10'33"W	Owosso	
32	Owosso Downtown Historic District		April 7, 2014 (#14000126)	Roughly bounded by Shiawassee R., Comstock, Water, Park and Mason Sts.  42°59'53"N 84°10'14"W	Owosso	
33	Albert Palmer House		November 4, 1980 (#80001907)	528-530 River St.  42°59'58"N 84°10'43"W	Owosso	







National Register of Historic Places Listings in Shiawassee County, Michigan

[2]	Name on the Register ^[3]	Image	Date listed ^[4]	Location	City or town	Description
34	George Pardee House		November 4, 1980 (#80001908)	603 N. Ball St.  43°00'10"N 84°10'20"W	Owosso	
35	Pere Marquette Railway Steam Locomotive No. 1225		July 31, 1994 (#94000744)	600 S. Oakwood St.  42°59'35"N 84°09'53"W	Owosso	
36	George Perrigo House		November 4, 1980 (#80001909)	213 N. Cedar St.  42°59'56"N 84°10'55"W	Owosso	
37	Shiawassee County Courthouse		November 12, 1982 (#82000546)	Shiawassee St.  42°58'53"N 84°07'02"W	Corunna	see Claire Allen for more info

National Register of Historic Places Listings in Shiawassee County, Michigan

[2]	Name on the Register ^[3]	Image	Date listed ^[4]	Location	City or town	Description
38	Edwin Todd House		November 4, 1980 (#80001910)	520 N. Adams St.  43°00'10"N 84°10'28"W	Owosso	
39	West Town Historic Commercial and Industrial District		November 4, 1980 (#80001911)	Main St.  42°59'55"N 84°11'02"W	Owosso	
40	Alfred Williams House		November 4, 1980 (#80001912)	611 N. Ball St.  43°00'12"N 84°10'20"W	Owosso	
41	Benjamin Williams House		November 4, 1980 (#80001913)	628 N. Ball St.  43°00'14"N 84°10'19"W	Owosso	
42	Williams-Cole House		December 4, 1986 (#86003418)	6810 Newburg Rd.  42°54'35"N 84°01'49"W	Durand	

National Register of Historic Places Listings in Shiawassee County, Michigan

[2]	Name on the Register ^[3]	Image	Date listed ^[4]	Location	City or town	Description
43	Lee Woodard and Sons Building		November 4, 1980 (#80001914)	306 S. Elm St.  42°59'42"N 84°10'42"W	Owosso	
44	Lyman Woodard Company Workers' Housing		November 4, 1980 (#80001916)	601 Clinton St.  42°59'47"N 84°10'43"W	Owosso	
45	Lyman Woodard Furniture and Casket Company Building		November 4, 1980 (#80001915)	216-222 Elm St.  42°59'44"N 84°10'43"W	Owosso	

Appendix 5

Michigan Natural Features Inventory

MSU Extension

County Element Data

The lists include all elements (species and natural communities) for which locations have been recorded in MNFI's database for each county. Information from the database cannot provide a definitive statement on the presence, absence, or condition of the natural features in any given locality, since much of the state has not been specifically or thoroughly surveyed for their occurrence and the conditions at previously surveyed sites are constantly changing. The County Elements Lists should be used as a reference of which natural features currently or historically were recorded in the county and should be considered when developing land use plans.

Choose a county Shiawassee ▾

Shiawassee County

[Code Definitions](#)

Species

Scientific Name	Common Name	Federal Status	State Status	Global Rank	State Rank	Occurrences in County	Last Observed in County
Alasmidonta marginata	Elktoe		SC	G4	S3?	5	2001
Alasmidonta viridis	Slippershell		I	G4G5	S2S3	4	2001
Angelica venenosa	Hairy angelica		SC	G5	S3	2	1948
Baptisia lactea	White or prairie false indigo		I	G4Q	S3	1	1928

Scientific Name	Common Name	Federal Status	State Status	Global Rank	State Rank	Occurrences in County	Last Observed in County
<i>Bombus auricomus</i>	Black and gold bumble bee		SC	G5	S2	1	1948
<i>Calephelis muticum</i>	Swamp metalmark		E	G3	S1	1	1981
<i>Cambarunio iris</i>	Rainbow		SC	GNR	S3	6	2001
<i>Clemmys guttata</i>	Spotted turtle		I	G5	S2	1	1980
<i>Dennstaedtia punctilobula</i>	Hay-scented fern		E	G5	S1	1	1889
<i>Emydoidea blandingii</i>	Blanding's turtle		SC	G4	S2S3	8	2021
<i>Faxonius immunis</i>	Calico crayfish		SC	G5	S4	3	2015
<i>Galearis spectabilis</i>	Showy orchis		I	G5	S2	1	1890
<i>Haliaeetus leucocephalus</i>	Bald eagle		SC	G5	S4	5	2021
<i>Jeffersonia diphylla</i>	Twinleaf		SC	G5	S3	1	2022
<i>Juncus vaseyi</i>	Vasey's rush		I	G5	S1S2	1	1990
<i>Lasmigona compressa</i>	Creek heelsplitter		SC	G5	S3	3	1934
<i>Lasmigona costata</i>	Flutedshell		SC	G5	SNR	1	1926
<i>Mesomphix cupreus</i>	Copper button		SC	G5	S1	1	1947
<i>Microtus pinetorum</i>	Woodland vole		SC	G5	S3S4	1	1929
<i>Moxostoma duquesnei</i>	Black redhorse		SC	G5	S2	1	1941
<i>Notropis anogenus</i>	Pugnose shiner		E	G3	S1S2	1	1987

Scientific Name	Common Name	Federal Status	State Status	Global Rank	State Rank	Occurrences in County	Last Observed in County
<i>Plantago cordata</i>	Heart-leaved plantain		E	G4	S1	1	1889
<i>Pleurobema sintoxia</i>	Round pigtoe		SC	G4G5	S3	4	2001
<i>Ptychobranhus fasciolaris</i>	Kidney shell		SC	G4G5	S2	2	1937
<i>Pupilla muscorum</i>	Widespread column		SC	G5	S2	1	1947
<i>Schoenoplectus torreyi</i>	Torrey's bulrush		SC	G5?	S2S3	1	1893
<i>Sistrurus catenatus</i>	Eastern massasauga	LT	I	G3	S3	1	1928
<i>Speyeria idalia</i>	Regal fritillary		X	G3?	SH	2	1975
<i>Thamnophis butleri</i>	Butler's garter snake		SC	G4	S4	2	1969
<i>Trichophorum clintonii</i>	Clinton's bulrush		SC	G4	S3	1	1990
<i>Trillium nivale</i>	Snow trillium		I	G4	S2	1	1994
<i>Venustaconcha ellipsiformis</i>	Ellipse		SC	G4	S3	6	2001

Natural Communities

Community Name	Global Rank	State Rank	Occurrences in County	Last Observed in County
No natural communities found for this county				



Call us: **(517) 284-6200** | [Contact Information](#) | [Site Map](#) | [Privacy Statement](#) | [Site Accessibility](#)

Call MSU: **(517) 355-1855** | Visit: msu.edu | MSU is an affirmative-action, equal-opportunity employer. | [Notice of Nondiscrimination](#)

SPARTANS WILL. | ©Michigan State University

The Argus Press Company

201 E. Exchange Street
Owosso, Michigan 48867
Phone (989) 725-5136 • Fax (989) 725-6376

Thomas E. Campbell, President & Publisher

**CITY OF OWOSSO
NOTICE OF PROJECT PLAN
PUBLIC HEARING FOR THE
PROPOSED FIVE-YEAR DWSRF
PROJECT PLAN TO REPLACE
WATER MAINS, LEAD SERVICE
LINES THROUGHOUT THE CITY
AND MAKE IMPROVEMENTS TO
THE WATER TREATMENT PLANT**

The Owosso City Council will hold a public hearing to receive comment from interested persons on the proposed Drinking Water State Revolving Fund Five-Year Project Plan to replace water mains and lead service lines throughout the City and make improvements to the Water Treatment Plant, at the City Council meeting on Monday, May 20, 2024, at 7:30 p.m. in the City Hall Council Chambers.

The proposed five-year plan details the next phase of infrastructure improvements at the Water Treatment Plant and in the distribution system to comply with regulatory requirements and to increase reliability of service to residents and customers.

The City is requesting a DWSRF loan for project design and construction costs, which are estimated at \$81,440,000.00.

Copies of the plan detailing the proposed project are available for inspection at the City Clerk's Office and on the City of Owosso website at www.ci.owosso.mi.us. Issues viewing the Project Plan should be directed to the City Clerk's Office, email: city.clerk@ci.owosso.mi.us, phone: (989) 725-0500.

An overview of the five-year project plan will be presented at the City Council meeting on Monday, May 20, 2024, at 7:30 p.m.

All interested parties are invited to submit written comments on the proposed Project Plan. All comments must be received by 5:00 p.m. on May 20, 2024, to be considered as part of the public record. Written comments received before the hearing record is closed on May 20, 2024 will receive responses in the final project plan. Written comments should be sent to:

Owosso City Clerk's Office
361 West Main
Owosso, MI 48867

Amy M. Kirkland, CMC
Owosso City Clerk

The City of Owosso will provide necessary reasonable auxiliary aids and services, such as signers for the hearing impaired and audio recordings of printed materials being considered at the meeting, to individuals with disabilities at the meeting hearing upon seventy-two (72) hours notice to the City of Owosso. Individuals with disabilities requiring auxiliary aids or services should contact the City of Owosso by writing, calling, or emailing the following: Owosso City Clerk's Office, 361 West Main Street, Owosso, MI 48867; Phone: (989) 725-0500; Email: city.clerk@ci.owosso.mi.us. The City of Owosso Website address is www.ci.owosso.mi.us
Publish: May 10, 2024

AFFIDAVIT OF PUBLICATION

In the matter of Notice of Project Plan Public Hearing
- City of Owosso

STATE OF MICHIGAN }

} ss Thomas E. Campbell

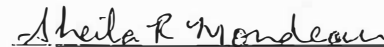
County of Shiawassee }

Being first duly sworn, says that he is the Publisher of THE ARGUS-PRESS, a newspaper published in the English language for the dissemination of local or transmitted news and intelligence of a general character and legal news, which is a duly qualified newspaper and that annexed hereto is a copy of a certain order taken from said newspaper, in which the order was published on the 10th day of May, A.D., 2024.

SIGNED:



Subscribed and sworn to before me
this 10th day of May A.D., 2024



Sheila R. Mondeau, Notary Public
Shiawassee County, Michigan
My Commission expires: March 17, 2028

FISCAL YEAR ENDING 6-30-2025

DRAFT 2 - RECOMMENDED BUDGET



City Council

Robert Teich, Jr., Mayor

Susan J. Osika, Mayor Pro-Tem

Janae Fear

Jerry Haber

Daniel Law

Emily Olson

Nicholas Pidek

May 2, 2024 Budget Workshop



Table of Contents....Draft 2 Recommended Budget FYE 6-30-2025

General Fund (101)	Page 1
Major Street Fund (202)	Page 17
Local Street Fund (203)	Page 24
Parks and Recreation Sites Fund (208)	Page 28
OMS/DDA Revolving Loan Fund (239)	Page 29
BRA / Brownfield #12 Fund (243)	Page 30
Downtown Development Authority Fund (248)	Page 31
Building Inspection Fund (249)	Page 34
Housing & Redevelopment Fund (254)	Page 36
Brownfield #15 Fund (259)	Page 37
Brownfield #17 Fund (272)	Page 38
Brownfield #9 Fund (273)	Page 39
Brownfield #16 Fund (276)	Page 40
Brownfield #20 Fund (277)	Page 41
Brownfield #3 Fund (283)	Page 42
Opioid Settlement Fund (284)	Page 43
ARPA – American Rescue Plan Act (287)	Page 44
Historical Fund (297)	Page 45
General Debt Service Fund (301)	Page 47

Transportation Fund (588)

Page 48

Sewer Fund (590)

Page 49

Water Fund (591)

Page 52

Wastewater Fund (599)

Page 57

Fleet Maintenance Fund (661)

Page 60

		2021-22	2022-23	2023-24	2023-24	2024-25	2024-25
GL NUMBER	DESCRIPTION	ACTIVITY	ACTIVITY	AMENDED BUDGET	ACTIVITY THRU 06/30/24	REQUESTED BUDGET	RECOMMENDED BUDGET
ESTIMATED REVENUES							
Dept 000 - REVENUE							
101-000-402.000	GENERAL PROPERTY TAX	3,639,484	3,508,090	3,766,976	3,571,278		3,968,376
101-000-402.500	OBSOLETE PROPERTY REHAB TAXES (OPR)	2,147	1,969	2,732	4,051		3,306
101-000-404.000	PA 298 OF 1917		279,640	296,162	282,966		316,083
101-000-432.000	PAYMENT IN LIEU OF TAXES (PILT)		5,181	1,079	1,200		5,000
101-000-434.000	TRAILER PARK TAXES	920	982	1,000	1,298		1,000
101-000-437.000	INDUSTRIAL/COMMERCIAL FACILITIES T	22,121	17,110	14,082	15,083		14,045
101-000-439.000	MARIJUANA TAX DISTR.	169,360	207,631	207,000	240,563		237,851
PREVIOUS FISCAL YEAR'S DISTRIBUTION							
101-000-445.000	INTEREST & PENALTIES ON TAXES	19,905	24,007	17,465	12,671		19,858
101-000-447.000	ADMINISTRATION FEES	94,926	102,539	150,000	148,086		162,835
101-000-476.000	LIQUOR LICENSES	10,580	10,608	10,500	10,256		10,500
101-000-476.100	MARIJUANA LICENSE FEE	65,000					
101-000-477.000	CABLE TELEVISION FRANCHISE FEES	100,442	90,527	93,168	40,650		73,000
EXPERIENCING DECLINE OF 10% EACH YEAR							
101-000-478.000	ROW LICENSES	750	1,370	1,000	480		1,000
101-000-490.000	PERMITS-BUILDING	109,835					
101-000-490.100	PERMITS-ELECTRICAL	26,693					
101-000-490.200	PERMITS-PLUMBING & MECHANICAL	53,073					
101-000-491.000	PERMITS (GUN)	590	290	500	320		400
101-000-492.000	LICENSES (DOG)	60	75				
101-000-502.000	GRANT-FEDERAL	37,200	126,600		39,500		173,570
FOOTNOTE AMOUNTS:							116,500
TIED TO AMBULANCE PO 45408							
FOOTNOTE AMOUNTS:							57,070
TIED TO POLICE CAR PURCHASES - USDA RURAL GRANT AT 35%							
GL # FOOTNOTE TOTAL:							173,570
101-000-502.000-COVIDHHSPT	GRANT-FEDERAL	80,708					
101-000-502.000-USDOT-OHSP	GRANT-FEDERAL		5,040	2,033	3,223		
101-000-502.100	FEDERAL GRANT - DEPT OF JUSTICE	1,800	450	450	450		
101-000-502.100-COSSAP2022	FEDERAL GRANT - DEPT OF JUSTICE		9,507	200,000	19,707		100,000
REVENUE LINKED TO 101.336.000-COSSAP2022							
101-000-502.100-DOJ-IACP22	FEDERAL GRANT - DEPT OF JUSTICE		2,001				
101-000-502.100-DOJ-SRTBWC	FEDERAL GRANT - DEPT OF JUSTICE		28,519				
101-000-540.000	STATE SOURCES		4,179	3,609	6,765		3,750
PA 302 FUNDS - POLICE TRAINING							
101-000-540.000-DDASTRLITE	STATE SOURCES						300,000
101-000-540.531	LOCAL GRANT	2,000	7,913	6,207	6,207		
101-000-573.000	LOCAL COMMUNITY STABILIZATION SHAF	140,679	154,225	99,156	99,156		150,000
101-000-574.000	REVENUE SHARING	1,600,604	1,584,352	1,611,431	1,095,721		1,619,621
101-000-574.050	REVENUE SHARING - STATUTORY	429,911	455,706	528,144	318,988		521,375
101-000-605.150	VACANT PROPERTY REGISTRATION/INSPE	1,000					
101-000-605.200	CHARGE FOR SERVICES RENDERED	85,191	221,987	132,400	9,684		17,500
101-000-605.250	DUPLICATING SERVICES	1,110	752	1,000	886		1,000
101-000-605.300	FIRE SERVICES	2,000	1,550	4,300	6,750		5,000
101-000-605.301	POLICE DEPARTMENT SERVICES				188,736		195,764
SCHOOL RESOURCE OFFICER CHARGE BACK TO SCHOOLS							

04/29/2024 04:50 PM
User: BBarrett
DB: Owosso

BUDGET REPORT FOR CITY OF OWOSSO
Fund: 101 GENERAL FUND

Page: 2/61

Calculations as of 06/30/2024

GL NUMBER	DESCRIPTION	2021-22 ACTIVITY	2022-23 ACTIVITY	2023-24 AMENDED BUDGET	2023-24 ACTIVITY THRU 06/30/24	2024-25 REQUESTED BUDGET	2024-25 RECOMMENDED BUDGET
ESTIMATED REVENUES							
Dept 000 - REVENUE							
101-000-605.336	AMBULANCE SERVICES - TWP				10,077		331,898
	FOOTNOTE AMOUNTS:						14,000
	FAIRFIELD TOWNSHIP						
	FOOTNOTE AMOUNTS:						37,591
	MIDDLEBURY TOWNSHIP						
	FOOTNOTE AMOUNTS:						228,000
	OWOSSO CHARTER TOWNSHIP						
	FOOTNOTE AMOUNTS:						52,308
	RUSH TOWNSHIP						
	GL # FOOTNOTE TOTAL:						331,899
101-000-607.100	FILING FEES - ABATEMENT APPLICATIO				3,200		800
101-000-628.000	RENTAL REGISTRATION	1,550	2,225				
101-000-638.000	AMBULANCE CHARGES	281,500	294,061	325,379	265,326		291,515
	AVERAGE USED 2020-2023						
101-000-638.000-TREAT-ONLY	AMBULANCE CHARGES	14,350	13,300	13,533	3,150		13,883
	AVERAGE USED 2020-2023						
101-000-638.100	AMBULANCE MILEAGE CHARGES	209,570	140,939	149,744	112,461		196,461
	AVERAGE USED 2020-2023						
101-000-638.200	AMBULANCE/ ADVANCED LIFE SUPPORT C	480,586	464,119	381,012	347,039		432,847
	AVERAGE USED 2020-2023						
101-000-642.000	CHARGE FOR SERVICES - SALES	6,988	4,475	2,770	2,405		2,500
101-000-652.200	PARKING LEASE INCOME	1,680	1,680	1,680	840		1,680
101-000-657.000	ORDINANCE FINES & COSTS	8,325	10,528	10,000	8,049		10,000
101-000-657.100	PARKING VIOLATIONS	2,880	1,375	5,850	7,815		7,500
101-000-658.100	DRUG FORFEITURES	100					
101-000-658.200	FORFEITURES-OWOSSO		2,000				
101-000-665.000	INTEREST INCOME	47,548	166,843	176,048	302,858		50,000
101-000-665.100	MERS INTEREST INCOME	7	3	180	424		100
101-000-665.200	ICMA INTEREST INCOME		13				
101-000-667.100	RENTAL INCOME	560	530	500	500		500
101-000-673.000	SALE OF FIXED ASSETS	9,263	4,948	45	2,945		
101-000-674.100	PRIVATE DONATIONS	20,197	5				
101-000-674.200	DONATIONS		4,672				
101-000-675.000	MISCELLANEOUS	30,190	58,966	80,817	89,652		75,000
101-000-675.100	RECOVERY OF BAD DEBTS	4,500					
101-000-676.200	WASTEWATER UTIL. ADMIN REIMB	226,491	223,476	227,664	170,603		185,623
	10% OF 599.200 AND 599.548 WITHOUT DEPRECIATION						
101-000-676.254	FUND 254 ADMIN CHARGE BACK						5,500
101-000-676.300	CITY UTILITIES ADMIN REIMB	372,100	808,725	836,941	611,749		452,627
	FOOTNOTE AMOUNTS:						243,345
	5% OF WATER RATE REVENUE - 591.000.643.100 / 591.000.643.200 / 591.000.605.100						
	FOOTNOTE AMOUNTS:						166,300
	5% OF SEWER RATE REVENUE - 590.000.643.100						
	FOOTNOTE AMOUNTS:						42,982
	5% OF FLEET REVENUE - 661.000.667.200						
	GL # FOOTNOTE TOTAL:						452,627

04/29/2024 04:50 PM
User: BBarrett
DB: Owosso

BUDGET REPORT FOR CITY OF OWOSSO
Fund: 101 GENERAL FUND

Page: 3/61

Calculations as of 06/30/2024

GL NUMBER	DESCRIPTION	2021-22 ACTIVITY	2022-23 ACTIVITY	2023-24 AMENDED BUDGET	2023-24 ACTIVITY THRU 06/30/24	2024-25 REQUESTED BUDGET	2024-25 RECOMMENDED BUDGET
ESTIMATED REVENUES							
Dept 000 - REVENUE							
101-000-676.400	DDA TIF CHARGE BACK	4,450	10,340	15,453	75,732		134,024
	LINKED TO 248.200.995.101						
101-000-676.500	ACT 51 ADMIN REIMBURSEMENT	187,066	180,517	199,870	119,629		209,887
	10% OF ESTIMATED ACT 51 FUNDS - 202.482.995.101 AND 203.482.995.101						
101-000-676.600	BRA ADMIN FEES		5,450		6,451		6,451
101-000-678.000	SPECIAL ASSESSMENT		14,158				
101-000-687.000	INSURANCE REFUNDS	131,459	209,701	88,000	7,562		88,000
101-000-696.000	BOND PROCEEDS			850,000	16,923		806,371
	FOOTNOTE AMOUNTS:						806,371
	TIED TO FIRE TRUCK PURCHASE 101.336.978.000						
101-000-699.287	ARPA TRANSFER IN			150,300	150,300		276,000
	FOOTNOTE AMOUNTS:						276,000
	TIED TO DOWNTOWN STREETLIGHT REPLACEMENT PROJECT						
101-000-699.494	TRANSFER FROM CAPITAL PROJECTS-DWN		33,277				
Totals for dept 000 - REVENUE		8,739,449	9,509,126	10,666,180	8,440,365		11,480,001
TOTAL ESTIMATED REVENUES		8,739,449	9,509,126	10,666,180	8,440,365		11,480,001
APPROPRIATIONS							
Dept 101 - CITY COUNCIL							
101-101-704.000	BOARDS & COMMISSIONS	2,240	1,830	2,060	990	2,060	2,060
101-101-728.000	OPERATING SUPPLIES	90	682	1,000	524	1,000	1,000
101-101-956.000	EDUCATION & TRAINING	6,226	2,500	5,000	4,540	5,000	5,000
	INCREASED TRAINING FOR NEW(ER) COUNCIL						
101-101-961.000	MISCELLANEOUS		176				
Totals for dept 101 - CITY COUNCIL		8,556	5,188	8,060	6,054	8,060	8,060
Dept 171 - CITY MANAGER							
101-171-702.100	SALARIES	174,519	187,951	212,692	170,501		226,629
	FOOTNOTE AMOUNTS:						128,494
	CITY MANAGER						
	FOOTNOTE AMOUNTS:						98,135
	ASSISTANT CITY MANAGER						
	GL # FOOTNOTE TOTAL:						226,629
101-171-702.200	WAGES		2,493	4,594	4,594		
101-171-702.800	ACCRUED SICK LEAVE	32					
101-171-703.000	OTHER COMPENSATION		4,887	300	3,762		5,000
101-171-715.000	SOCIAL SECURITY (FICA)	13,349	14,957	16,623	13,689		17,720
101-171-716.100	HEALTH INSURANCE	36,695	35,319	35,095	29,403		37,118
101-171-716.200	DENTAL INSURANCE	1,084	969	1,192	974		2,400
101-171-716.300	OPTICAL INSURANCE	153	145	146	121		291
101-171-716.400	LIFE INSURANCE	996	1,041	1,157	960		1,191
101-171-716.500	DISABILITY INSURANCE	1,741	1,793	1,973	1,638		2,031
101-171-717.000	UNEMPLOYMENT INSURANCE	105	11	12	16		25
101-171-718.200	DEFINED CONTRIBUTION	22,846	24,837	32,151	27,473		28,106
101-171-719.000	WORKERS' COMPENSATION	514	695	915	756		839

04/29/2024 04:50 PM
User: BBarrett
DB: Owosso

BUDGET REPORT FOR CITY OF OWOSSO
Fund: 101 GENERAL FUND

Page: 4/61

Calculations as of 06/30/2024

GL NUMBER	DESCRIPTION	2021-22 ACTIVITY	2022-23 ACTIVITY	2023-24 AMENDED BUDGET	2023-24 ACTIVITY THRU 06/30/24	2024-25 REQUESTED BUDGET	2024-25 RECOMMENDED BUDGET
APPROPRIATIONS							
Dept 171 - CITY MANAGER							
101-171-728.000	OPERATING SUPPLIES	487	358	1,000	873		
101-171-818.000	CONTRACTUAL SERVICES			12,000	4,147	5,000	5,000
	FOOTNOTE AMOUNTS:						5,000
	FACEBOOK VIDEOS						
101-171-920.300	TELEPHONE	11	1,036	1,040	779	1,040	1,050
101-171-955.000	MEMBERSHIPS & DUES	1,180	1,988	2,500	1,355	2,500	2,500
101-171-956.000	EDUCATION & TRAINING	2,603	3,730	3,000	3,041	4,500	9,500
Totals for dept 171 - CITY MANAGER		256,315	282,210	326,390	264,082	13,040	339,400
Dept 201 - FINANCE							
101-201-702.100	SALARIES	155,327	92,841	95,181	74,976		98,321
	FOOTNOTE AMOUNTS:						98,321
	FINANCE DIRECTOR						
101-201-702.200	WAGES		47,935	52,998	41,950		54,747
	FOOTNOTE AMOUNTS:						54,747
	FINANCE SPECIALIST						
101-201-702.800	ACCRUED SICK LEAVE	141					
101-201-703.000	OTHER COMPENSATION		1,056	523	523		1,000
101-201-715.000	SOCIAL SECURITY (FICA)	11,749	10,662	11,376	8,859		11,786
101-201-716.100	HEALTH INSURANCE	17,398	27,144	27,380	22,930		28,711
101-201-716.200	DENTAL INSURANCE	575	960	1,192	974		2,400
101-201-716.300	OPTICAL INSURANCE	92	145	146	121		291
101-201-716.400	LIFE INSURANCE	888	791	804	665		828
101-201-716.500	DISABILITY INSURANCE	1,527	1,535	1,749	1,442		1,801
101-201-717.000	UNEMPLOYMENT INSURANCE	144	40	12	11		25
101-201-718.100	MUNICIPAL EMPLOYEES RETIREMENT PRO	37,724	30,000				
101-201-718.200	DEFINED CONTRIBUTION	9,253	12,765	13,336	2,187		13,776
101-201-719.000	WORKERS' COMPENSATION	572	700	610	496		566
101-201-728.000	OPERATING SUPPLIES	1,920	1,287	1,500	38		1,500
101-201-728.400	OFFICE SUPPLIES		284	500	392		500
101-201-818.000	CONTRACTUAL SERVICES	70,458	26,560	33,800	18,103		34,800
101-201-955.000	MEMBERSHIPS & DUES	120	120	500	260		500
101-201-956.000	EDUCATION & TRAINING	780	225	2,500	388		2,500
101-201-961.000	MISCELLANEOUS		7				
Totals for dept 201 - FINANCE		308,668	255,057	244,107	174,315		254,052
Dept 210 - CITY ATTORNEY							
101-210-801.000	PROFESSIONAL SERVICES: ADMINISTRAT	65,786	51,496	60,000	38,633	60,000	65,000
	\$155 AN HOUR						
101-210-801.100	PROFESSIONAL SERVICES:POLICE/COURT	47,246	42,170	60,000	44,979	60,000	84,600
	\$155 AN HOUR						
101-210-801.200	PROFESSIONAL SERVICES:HR/LABOR				613		15,000
Totals for dept 210 - CITY ATTORNEY		113,032	93,666	120,000	84,225	120,000	164,600
Dept 215 - CLERK							
101-215-702.100	SALARIES	121,313	79,400	80,946	63,764		83,617

04/29/2024 04:50 PM
User: BBarrett
DB: Owosso

BUDGET REPORT FOR CITY OF OWOSSO
Fund: 101 GENERAL FUND
Calculations as of 06/30/2024

Page: 5/61

GL NUMBER	DESCRIPTION	2021-22 ACTIVITY	2022-23 ACTIVITY	2023-24 AMENDED BUDGET	2023-24 ACTIVITY THRU 06/30/24	2024-25 REQUESTED BUDGET	2024-25 RECOMMENDED BUDGET
APPROPRIATIONS							
Dept 215 - CLERK							
	FOOTNOTE AMOUNTS:						83,617
	CITY CLERK						
101-215-702.200	WAGES		47,370	72,443	56,875		52,362
	FOOTNOTE AMOUNTS:						52,362
	DEPUTY CLERK						
101-215-702.300	OVERTIME		3,264	5,000	1,847		3,000
101-215-702.400	WAGES - SEASONAL			6,143			
101-215-703.000	OTHER COMPENSATION		900	900	150		900
101-215-706.000	ELECTIONS	7,673	55,214	33,250			
101-215-715.000	SOCIAL SECURITY (FICA)	9,111	9,815	12,312	9,216		10,700
101-215-716.100	HEALTH INSURANCE	35,314	36,670	35,649	29,829		37,118
101-215-716.200	DENTAL INSURANCE	1,263	1,214	1,443	1,179		2,904
101-215-716.300	OPTICAL INSURANCE	177	181	176	147		353
101-215-716.400	LIFE INSURANCE	774	777	796	658		820
101-215-716.500	DISABILITY INSURANCE	1,504	1,535	1,647	1,351		1,697
101-215-717.000	UNEMPLOYMENT INSURANCE	98	12	12	12		25
101-215-718.100	MUNICIPAL EMPLOYEES RETIREMENT PR	68,165	129,584	30,726	23,040		28,500
101-215-718.200	DEFINED CONTRIBUTION	4,034	4,689	6,520	5,247		4,713
101-215-719.000	WORKERS' COMPENSATION	395	466	666	512		514
101-215-728.000	OPERATING SUPPLIES	661	593	2,050	774	1,000	1,000
101-215-728.400	OFFICE SUPPLIES		244	500	694	500	500
101-215-802.000	ADVERTISING	3,642	3,877	4,000	1,947	5,000	5,000
101-215-818.000	CONTRACTUAL SERVICES	13,042	10,045	13,900	10,235	7,600	9,000
101-215-933.000	EQUIPMENT MAINTENANCE	8,801	8,801	8,950	8,801	10,150	10,150
101-215-955.000	MEMBERSHIPS & DUES	410	460	500	460	510	510
101-215-956.000	EDUCATION & TRAINING	101	1,237	1,300	700	1,600	1,600
Totals for dept 215 - CLERK		276,478	396,348	319,829	217,438	26,360	254,983
Dept 228 - INFORMATION & TECHNOLOGY							
101-228-718.000	RETIREMENT		44,000				
101-228-728.000	OPERATING SUPPLIES	9,697	15,160	30,000	23,742	62,199	50,000
101-228-818.000	CONTRACTUAL SERVICES	85,911	92,501	120,000	103,571	80,000	80,000
101-228-933.000	EQUIPMENT MAINTENANCE	8,491	9,713	36,900	1,169	43,850	
101-228-956.000	EDUCATION & TRAINING		5,018				
101-228-978.000	EQUIPMENT		68,535	107,755	65,860	47,935	24,000
	FOOTNOTE AMOUNTS:						24,000
	COMPUTERS FOR NON ENTERPRISE FUNDS - QUANTITY 10						
Totals for dept 228 - INFORMATION & TECHNOLOGY		104,099	234,927	294,655	194,342	233,984	154,000
Dept 253 - TREASURY							
101-253-702.100	SALARIES	100,707	68,866	70,590	55,605		72,919
	FOOTNOTE AMOUNTS:						72,919
	CITY TREASURER						
101-253-702.200	WAGES		35,256	71,693	50,766		95,753
	FOOTNOTE AMOUNTS:						52,362
	DEPUTY TREASURER						

04/29/2024 04:50 PM
User: BABarrett
DB: Owosso

BUDGET REPORT FOR CITY OF OWOSSO
Fund: 101 GENERAL FUND

Page: 6/61

Calculations as of 06/30/2024

GL NUMBER	DESCRIPTION	2021-22 ACTIVITY	2022-23 ACTIVITY	2023-24 AMENDED BUDGET	2023-24 ACTIVITY THRU 06/30/24	2024-25 REQUESTED BUDGET	2024-25 RECOMMENDED BUDGET
APPROPRIATIONS							
Dept 253 - TREASURY							
FOOTNOTE AMOUNTS:							43,391
TREASURY ASSISTANT							
GL # FOOTNOTE TOTAL:							95,753
101-253-703.000	OTHER COMPENSATION		419	1,100	400	1,250	1,250
101-253-715.000	SOCIAL SECURITY (FICA)	8,008	7,956	10,969	8,382		12,904
101-253-716.100	HEALTH INSURANCE	30,633	26,696	38,747	31,965		48,330
101-253-716.200	DENTAL INSURANCE	853	821	1,340	1,085		3,240
101-253-716.300	OPTICAL INSURANCE	110	113	155	127		372
101-253-716.400	LIFE INSURANCE	653	667	850	695		962
101-253-716.500	DISABILITY INSURANCE	1,250	1,276	1,795	1,462		2,122
101-253-717.000	UNEMPLOYMENT INSURANCE	128	10	24	10		37
101-253-718.000	RETIREMENT		7,000				
101-253-718.200	DEFINED CONTRIBUTION	9,344	9,408	12,905	9,609		15,181
101-253-719.000	WORKERS' COMPENSATION	582	380	587	453		625
101-253-728.000	OPERATING SUPPLIES	2,490	1,025	2,000	580	2,000	2,000
101-253-728.400	OFFICE SUPPLIES		404	1,000	755	1,500	1,500
101-253-818.000	CONTRACTUAL SERVICES	10,126	8,734	16,500	7,522	15,000	15,000
101-253-955.000	MEMBERSHIPS & DUES	150	198	300		500	500
101-253-956.000	EDUCATION & TRAINING	1,013	1,210	2,500	995	2,500	2,500
101-253-960.100	OVER & SHORT	(17)			1	10	10
101-253-978.000	EQUIPMENT			500	153	500	
Totals for dept 253 - TREASURY		166,030	170,439	233,555	170,565	23,260	275,205
Dept 257 - ASSESSING							
101-257-702.100	SALARIES	109,371	75,032	76,896	60,572	80,740	79,433
FOOTNOTE AMOUNTS:							79,433
ASSESSOR							
101-257-702.200	WAGES		51,979	55,118	43,411	62,874	56,928
FOOTNOTE AMOUNTS:							56,928
DEPUTY ASSESSOR							
101-257-703.000	OTHER COMPENSATION		775	775	300		775
101-257-704.000	BOARDS & COMMISSIONS	1,450	1,100	1,800	1,710	1,800	1,800
101-257-715.000	SOCIAL SECURITY (FICA)	8,423	9,834	10,159	8,022		10,491
101-257-716.100	HEALTH INSURANCE	33,806	35,003	35,080	29,403		37,118
101-257-716.200	DENTAL INSURANCE	1,214	1,169	1,443	1,179		2,904
101-257-716.300	OPTICAL INSURANCE	171	175	176	147		353
101-257-716.400	LIFE INSURANCE	714	750	816	677		840
101-257-716.500	DISABILITY INSURANCE	1,370	1,470	1,666	1,377		1,715
101-257-717.000	UNEMPLOYMENT INSURANCE	93	11	12	11		12
101-257-718.000	RETIREMENT		10,000				
101-257-718.200	DEFINED CONTRIBUTION	9,481	11,501	11,951	9,385		12,272
101-257-719.000	WORKERS' COMPENSATION	503	800	900	732		832
101-257-728.000	OPERATING SUPPLIES	300	931	1,000	54	1,000	1,000
101-257-728.400	OFFICE SUPPLIES		57	500	360	500	500
101-257-802.000	ADVERTISING	16	6	400	9	400	25
101-257-818.000	CONTRACTUAL SERVICES	21,333	4,308	13,650	5,207	13,650	13,650

04/29/2024 04:50 PM
User: BBarrett
DB: Owosso

BUDGET REPORT FOR CITY OF OWOSSO
Fund: 101 GENERAL FUND

Page: 7/61

Calculations as of 06/30/2024

GL NUMBER	DESCRIPTION	2021-22 ACTIVITY	2022-23 ACTIVITY	2023-24 AMENDED BUDGET	2023-24 ACTIVITY THRU 06/30/24	2024-25 REQUESTED BUDGET	2024-25 RECOMMENDED BUDGET
APPROPRIATIONS							
Dept 257 - ASSESSING							
101-257-955.000	MEMBERSHIPS & DUES	405	560	600	540	600	600
101-257-956.000	EDUCATION & TRAINING	333	1,110	1,500	100	1,500	1,500
Totals for dept 257 - ASSESSING		188,983	206,571	214,442	163,196	163,064	222,748
Dept 261 - GENERAL ADMIN							
101-261-716.100	HEALTH INSURANCE		2,062	6,792			6,240
101-261-718.100	MUNICIPAL EMPLOYEES RETIREMENT PRG		13,000				
101-261-719.000	WORKERS' COMPENSATION	25					
101-261-728.000	OPERATING SUPPLIES	18,126	12,079	17,500	5,080		17,500
101-261-728.400	OFFICE SUPPLIES		1,408	2,500	2,003		2,500
101-261-810.000	INSURANCE & BONDS	137,824	141,352	155,487	150,315		157,831
101-261-818.000	CONTRACTUAL SERVICES	10,142	3,240	10,500	5,647		10,500
101-261-818.500	AUDIT	6,393	5,250	8,140	8,140		8,140
101-261-818.600	AIRPORT CONTRIBUTION		9,019	9,493	4,747		9,993
101-261-819.200	PA 452 - OWOSSO TWP			17,952	17,952		18,850
101-261-920.300	TELEPHONE	6,000	3,083	3,558	2,829		3,271
101-261-933.000	EQUIPMENT MAINTENANCE	1,727	1,666		2,083		
101-261-955.000	MEMBERSHIPS & DUES	48,230	26,821	48,000	47,151		48,000
101-261-958.000	BAD DEBT EXPENSE	81,109	71,715	82,294	48,388		84,763
101-261-961.000	MISCELLANEOUS	86,796	2,660	18,106	10,369		81,033
FOOTNOTE AMOUNTS:							53,114
STEWART STREET ASSESSMENT							
101-261-971.000	LAND	65,700			363		
101-261-978.000	EQUIPMENT		17,210	21,235			
Totals for dept 261 - GENERAL ADMIN		462,072	310,565	401,557	305,067		448,621
Dept 262 - ELECTION							
101-262-702.300	OVERTIME				123	4,000	4,000
101-262-702.400	WAGES - SEASONAL			29,000	33,181	46,050	46,050
101-262-715.000	SOCIAL SECURITY (FICA)			2,219	1,479		3,829
101-262-717.000	UNEMPLOYMENT INSURANCE				11		
101-262-719.000	WORKERS' COMPENSATION			58	73		100
101-262-728.000	OPERATING SUPPLIES			12,500	25,179	10,600	10,600
101-262-818.000	CONTRACTUAL SERVICES			7,784	1,909	14,650	15,250
101-262-978.000	EQUIPMENT			12,000		15,000	
Totals for dept 262 - ELECTION				63,561	61,955	90,300	79,829
Dept 265 - BUILDING & GROUNDS							
101-265-702.200	WAGES	49,070	41,789	42,016	32,876		43,403
FOOTNOTE AMOUNTS:							43,403
1 DPW LABORER AT 100%							
101-265-702.300	OVERTIME		2,314	3,000	848		3,100
101-265-702.600	UNIFORMS		700		700		700
101-265-702.800	ACCRUED SICK LEAVE		78	850	848		500
101-265-703.000	OTHER COMPENSATION		2,699	2,250	2,216		2,250
101-265-715.000	SOCIAL SECURITY (FICA)	3,278	3,580	3,681	2,822		3,821

04/29/2024 04:50 PM
User: BBarrett
DB: Owosso

BUDGET REPORT FOR CITY OF OWOSSO
Fund: 101 GENERAL FUND
Calculations as of 06/30/2024

Page: 8/61

GL NUMBER	DESCRIPTION	2021-22 ACTIVITY	2022-23 ACTIVITY	2023-24 AMENDED BUDGET	2023-24 ACTIVITY THRU 06/30/24	2024-25 REQUESTED BUDGET	2024-25 RECOMMENDED BUDGET
APPROPRIATIONS							
Dept 265 - BUILDING & GROUNDS							
101-265-716.000	FRINGES	3,186					
101-265-716.100	HEALTH INSURANCE	7,035	7,320	7,454	6,237		7,703
101-265-716.200	DENTAL INSURANCE	463	449	536	439		1,080
101-265-716.300	OPTICAL INSURANCE	60	61	62	51		124
101-265-716.400	LIFE INSURANCE	197	199	198	165		204
101-265-716.500	DISABILITY INSURANCE		1				
101-265-717.000	UNEMPLOYMENT INSURANCE	47	6	6	6		12
101-265-718.100	MUNICIPAL EMPLOYEES RETIREMENT PRO	23,804	31,320	30,656	22,979		28,500
101-265-718.200	DEFINED CONTRIBUTION		7		5		
101-265-719.000	WORKERS' COMPENSATION	1,273	1,586	1,952	1,740		1,758
101-265-728.000	OPERATING SUPPLIES	3,657	2,329	3,000	1,276		3,000
101-265-818.000	CONTRACTUAL SERVICES	925	2,132	3,600	3,426		3,600
101-265-920.100	ELECTRICITY	19,183	20,129	20,283	13,182		21,355
101-265-920.200	GAS	5,826	6,386	5,387	4,778		6,775
101-265-920.300	TELEPHONE	370	558	650	527		650
101-265-920.400	WATER & SEWER	3,290	4,774	3,506	2,780		5,263
101-265-930.000	BUILDING MAINTENANCE	14,126	11,704	41,000	12,217	671,000	15,000
	FOOTNOTE AMOUNTS:					1,000	1,000
	ELEVATOR MAINTENANCE						
101-265-930.000-LIBRARY000	BUILDING MAINTENANCE	7,810	10,206	27,000	3,717		10,000
101-265-930.200	BLDG MAINTENANCE-BALLFIELDS		25				
101-265-940.000	EQUIPMENT RENTAL	3,833	4,965	6,788	2,924		6,991
101-265-975.000	BUILDING IMPROVEMENTS	54	109				670,000
	FOOTNOTE AMOUNTS:						509,000
	REPLACE HVAC SYSTEM, REPLACE GENERATOR, WEST FOUNDATION REPAIR, REPLACE ELECTRICAL SERVICE AND PANELS						
	FOOTNOTE AMOUNTS:						161,000
	REPLACE FRONT STEPS AND FLATWORK						
	GL # FOOTNOTE TOTAL:						670,000
Totals for dept 265 - BUILDING & GROUNDS		147,487	155,426	203,875	116,759	671,000	835,789
Dept 270 - HUMAN RESOURCES							
101-270-702.100	SALARIES	132,203	84,770	86,657	68,261		89,516
	FOOTNOTE AMOUNTS:						89,516
	HR DIRECTOR						
101-270-702.200	WAGES		49,196	52,998	44,092		54,747
	FOOTNOTE AMOUNTS:						54,747
	HR SPECIALIST						
101-270-702.300	OVERTIME		1,201	2,000	767	2,000	2,000
101-270-702.800	ACCRUED SICK LEAVE	237	269	300		300	300
101-270-703.000	OTHER COMPENSATION		6,620	5,687	2,007	5,000	500
101-270-715.000	SOCIAL SECURITY (FICA)	10,270	10,520	11,295	8,480	12,000	11,250
101-270-716.100	HEALTH INSURANCE	26,639	20,206	20,149	16,859	22,000	26,260
101-270-716.200	DENTAL INSURANCE	1,583	1,451	1,815	1,418	2,000	3,648
101-270-716.300	OPTICAL INSURANCE	234	228	229	182	300	458
101-270-716.400	LIFE INSURANCE	784	763	804	663	850	828
101-270-716.500	DISABILITY INSURANCE	1,583	1,547	1,723	1,409	1,800	1,774

04/29/2024 04:50 PM
User: BBarrett
DB: Owosso

BUDGET REPORT FOR CITY OF OWOSSO
Fund: 101 GENERAL FUND
Calculations as of 06/30/2024

Page: 9/61

GL NUMBER	DESCRIPTION	2021-22 ACTIVITY	2022-23 ACTIVITY	2023-24 AMENDED BUDGET	2023-24 ACTIVITY THRU 06/30/24	2024-25 REQUESTED BUDGET	2024-25 RECOMMENDED BUDGET
APPROPRIATIONS							
Dept 270 - HUMAN RESOURCES							
101-270-717.000	UNEMPLOYMENT INSURANCE	105	11	12	11	100	25
101-270-718.200	DEFINED CONTRIBUTION	11,915	10,071	13,288	8,258	14,000	12,984
101-270-719.000	WORKERS' COMPENSATION	541	463	598	485	600	534
101-270-728.000	OPERATING SUPPLIES	994	411	1,000	264	1,000	1,000
101-270-728.400	OFFICE SUPPLIES		286	500	394	500	500
101-270-802.000	ADVERTISING	611	171	800		800	800
101-270-818.000	CONTRACTUAL SERVICES	7,097	7,203	15,000	6,307	20,000	7,250
101-270-920.300	TELEPHONE	5	493	520	516	520	536
101-270-955.000	MEMBERSHIPS & DUES	419	234	900	374	500	500
101-270-956.000	EDUCATION & TRAINING	160	1,170	2,500	876	2,000	2,000
101-270-978.000	EQUIPMENT			800		1,000	
Totals for dept 270 - HUMAN RESOURCES		195,380	197,284	219,575	161,623	87,270	217,410
Dept 301 - POLICE							
101-301-702.100	SALARIES	1,269,337	96,924	47,758	38,733		49,334
	FOOTNOTE AMOUNTS:						49,334
	PUBLIC SAFETY DIRECTOR AT 50%						
101-301-702.120	WAGES-MAGNET	72,654	68,066	67,857	37,818		70,096
	1 OFFICER						
101-301-702.200	WAGES	561	1,050,868	1,143,232	939,583		1,195,335
	16 OFFICERS (6 COMMAND AND 10 PATROL)						
101-301-702.210	WAGES - SCHOOL LIAISON	42,400	171,889	197,756	135,907		192,966
	FOOTNOTE AMOUNTS:						131,349
	2 FULL TIME PATROL OFFICERS						
	FOOTNOTE AMOUNTS:						61,617
	2 PART TIME PATROL OFFICERS						
	GL # FOOTNOTE TOTAL:						192,966
101-301-702.220	WAGES - OFFICE STAFF		42,561	42,238	35,068		43,739
	FOOTNOTE AMOUNTS:						22,551
	OFFICE MANAGER AT 50%						
	FOOTNOTE AMOUNTS:						10,594
	PT ADMIN ASSISTANT AT 50%						
	FOOTNOTE AMOUNTS:						10,594
	PT ADIM ASSISTANT AT 50%						
	GL # FOOTNOTE TOTAL:						43,739
101-301-702.300	OVERTIME	63,065	84,218	80,685	71,465		83,674
101-301-702.400	WAGES - SEASONAL		1,438	12,090	7,472		16,759
	PT PARKING ENFORCEMENT						
101-301-702.430	CROSSING GUARDS		40,829	43,050	34,049		43,000
101-301-702.600	UNIFORMS	1,610	2,015	1,750	2,887		3,000
101-301-702.800	ACCRUED SICK LEAVE	13,400	25,568	26,600	14,042		26,500
101-301-703.000	OTHER COMPENSATION	46,948	79,169	62,000	74,324		80,000
101-301-715.000	SOCIAL SECURITY (FICA)	33,214	35,645	37,833	29,659		39,993
101-301-716.100	HEALTH INSURANCE	240,186	234,265	240,000	200,435		277,833
101-301-716.200	DENTAL INSURANCE	10,411	10,079	13,058	10,811		26,724
101-301-716.300	OPTICAL INSURANCE	1,249	1,302	1,523	1,196		3,297

04/29/2024 04:50 PM
User: BBarrett
DB: Owosso

BUDGET REPORT FOR CITY OF OWOSSO
Fund: 101 GENERAL FUND

Page: 10/61

Calculations as of 06/30/2024

GL NUMBER	DESCRIPTION	2021-22 ACTIVITY	2022-23 ACTIVITY	2023-24 AMENDED BUDGET	2023-24 ACTIVITY THRU 06/30/24	2024-25 REQUESTED BUDGET	2024-25 RECOMMENDED BUDGET
APPROPRIATIONS							
Dept 301 - POLICE							
101-301-716.400	LIFE INSURANCE	3,825	3,921	4,230	3,507		4,272
101-301-716.500	DISABILITY INSURANCE	6,192	6,600	8,310	7,054		9,081
101-301-716.600	PHYSICALS		1,000	500			
101-301-717.000	UNEMPLOYMENT INSURANCE	1,226	289	127	165		276
101-301-718.100	MUNICIPAL EMPLOYEES RETIREMENT PRO	322,531	470,694	373,834	286,196		411,857
101-301-718.200	DEFINED CONTRIBUTION	7,697	8,166	17,298	12,018		18,078
101-301-719.000	WORKERS' COMPENSATION	27,775	38,030	47,664	38,404		38,108
101-301-728.000	OPERATING SUPPLIES	21,106	16,543	15,000	16,111	33,000	20,000
101-301-728.000-COSSAP2022	OPERATING SUPPLIES		2,802	200,000	10,301	10,000	100,000
101-301-728.400	OFFICE SUPPLIES		1,171	5,000	1,038	5,500	5,000
101-301-741.000	UNIFORMS & CLEANING	10,531	16,064	12,000	9,252	12,000	12,000
101-301-751.000	GAS & OIL	40,002	45,305	44,130	33,545		48,065
101-301-818.000	CONTRACTUAL SERVICES	5,367	1,261	4,900	5,704	5,500	5,500
101-301-920.100	ELECTRICITY	8,625	8,044	9,000	5,900		8,534
101-301-920.200	GAS	6,655	7,603	8,700	4,573		8,066
101-301-920.300	TELEPHONE	7,284	10,446	12,000	9,893		11,082
101-301-920.400	WATER & SEWER	3,619	4,088	4,250	3,060		4,507
101-301-920.500	REFUSE	584	501	600	447		532
101-301-930.000	BUILDING MAINTENANCE	17,885	656	25,000	2,723	25,000	25,000
101-301-933.000	EQUIPMENT MAINTENANCE	60	8,359	2,000	821	2,500	2,500
101-301-933.400	EQUIP MAINT - MOBILE	25,628	24,864	25,000	20,376	35,000	35,000
101-301-955.000	MEMBERSHIPS & DUES	760	695	1,000	685	1,000	1,000
101-301-956.000	EDUCATION & TRAINING	11,077	22,572	20,000	16,556	21,000	21,000
101-301-961.000	MISCELLANEOUS	819	777	750	511	1,000	750
101-301-976.000	BUILDING ADD & IMPROVEMENTS		52				
101-301-978.000	EQUIPMENT		165,494	292,391	190,855	186,278	163,058
	FOOTNOTE AMOUNTS:						126,785
	TWO SUV VEHICLES						
	FOOTNOTE AMOUNTS:						36,273
	ONE UNMARKED VEHICLE						
	GL # FOOTNOTE TOTAL:						163,058
Totals for dept 301 - POLICE		2,324,283	2,810,833	3,151,114	2,313,144	337,778	3,105,516
Dept 336 - FIRE							
101-336-702.100	SALARIES	1,194,764	76,360	47,758	38,731		49,334
	FOOTNOTE AMOUNTS:						49,334
101-336-702.200	PUBLIC SAFETY DIRECTOR AT 50%						
	WAGES	1,684	953,654	1,039,475	828,478		1,295,766
	22 FULL TIME EMPLOYEES						
101-336-702.220	WAGES - OFFICE STAFF		42,558	42,448	34,450		43,739
	FOOTNOTE AMOUNTS:						22,551
	OFFICE MANAGER AT 50%						
	FOOTNOTE AMOUNTS:						10,594
	PT ADMIN ASSISTANT AT 50%						
	FOOTNOTE AMOUNTS:						10,594
	PT ADMIN ASSISTANT AT 50%						

04/29/2024 04:50 PM
User: BBarrett
DB: Owosso

BUDGET REPORT FOR CITY OF OWOSSO
Fund: 101 GENERAL FUND
Calculations as of 06/30/2024

Page: 11/61

GL NUMBER	DESCRIPTION	2021-22 ACTIVITY	2022-23 ACTIVITY	2023-24 AMENDED BUDGET	2023-24 ACTIVITY THRU 06/30/24	2024-25 REQUESTED BUDGET	2024-25 RECOMMENDED BUDGET
APPROPRIATIONS							
Dept 336 - FIRE							
	GL # FOOTNOTE TOTAL:						43,739
101-336-702.300	OVERTIME	73,394	124,657	107,000	81,451		110,531
101-336-702.500	MEAL ALLOWANCE	11,200	8,800	13,600	13,600		16,000
101-336-702.600	UNIFORMS	2,400	3,400	3,500	3,580		4,000
101-336-702.800	ACCRUED SICK LEAVE	9,938	1,898	3,750	3,926		4,402
101-336-703.000	OTHER COMPENSATION		70,439	70,500	84,750		84,449
101-336-715.000	SOCIAL SECURITY (FICA)	23,845	23,935	22,142	20,091		29,671
101-336-716.000	FRINGES	134					
101-336-716.100	HEALTH INSURANCE	249,357	227,846	273,392	231,164		368,533
101-336-716.200	DENTAL INSURANCE	9,844	8,684	11,973	9,937		30,540
101-336-716.300	OPTICAL INSURANCE	1,131	1,057	1,207	996		3,731
101-336-716.400	LIFE INSURANCE	4,453	4,431	4,620	3,888		5,434
101-336-716.500	DISABILITY INSURANCE	9,322	9,079	10,055	8,162		12,989
101-336-717.000	UNEMPLOYMENT INSURANCE	1,007	134	120	128		288
101-336-718.100	MUNICIPAL EMPLOYEES RETIREMENT PRO	202,451	412,827	211,764	109,945		181,462
101-336-718.200	DEFINED CONTRIBUTION	7,604	8,165	22,083	16,452		64,780
101-336-719.000	WORKERS' COMPENSATION	33,088	45,241	63,445	51,454		69,132
101-336-728.000	OPERATING SUPPLIES	15,931	21,950	17,500	5,087	17,000	17,000
101-336-728.100	SUPPLIES	21,128	20,437	31,500	10,756	22,000	22,000
101-336-728.400	OFFICE SUPPLIES		604	2,500	209	2,000	2,000
101-336-729.000	FINANCIAL INSTITUTION FEES (AMB)	52	35	331	291		250
101-336-741.000	UNIFORMS & CLEANING	15,976	11,665	16,000	16,958	25,000	25,000
101-336-751.000	GAS & OIL	30,544	26,443	31,000	16,847	35,000	35,000
101-336-818.000	CONTRACTUAL SERVICES	81,368	86,382	80,000	57,875	85,000	85,000
101-336-920.100	ELECTRICITY	10,673	10,086	12,919	7,422		10,700
101-336-920.200	GAS	6,655	7,603	10,095	4,573		8,066
101-336-920.300	TELEPHONE	3,737	3,692	5,442	1,903		2,500
101-336-920.400	WATER & SEWER	3,619	4,088	3,990	3,059		4,507
101-336-920.500	REFUSE	584	501	600	447		600
101-336-930.000	BUILDING MAINTENANCE	14,782	20,231	15,000	7,680	719,880	
101-336-933.000	EQUIPMENT MAINTENANCE	5,812	16,236	9,000	9,547	12,000	12,000
101-336-933.400	EQUIP MAINT - MOBILE	42,123	46,172	50,000	56,539	75,000	75,000
101-336-940.000	EQUIPMENT RENTAL-BUILDING MAINTEN				172		
101-336-956.000	EDUCATION & TRAINING	11,364	9,875	10,000	11,348	17,000	17,000
101-336-978.000	EQUIPMENT		44,554	924,063	165,673	886,152	1,302,173
	FOOTNOTE AMOUNTS:					806,371	806,371
	PO 45227 FIRE TRUCK LINKED TO USDA BOND						
	FOOTNOTE AMOUNTS:						373,245
	AMBULANCE PO 45408 LINKED TO USDA GRANT						
	FOOTNOTE AMOUNTS:						122,557
	PO 44021 STRYKER EQUIPMENT						
	GL # FOOTNOTE TOTAL:					806,371	1,302,173
101-336-991.100	PRINCIPAL			29,000	29,000		29,000
	FIRE TRUCK DEBT PAYMENT						
101-336-993.000	INTEREST			30,522	2,051		30,522
	FIRE TRUCK DEBT PAYMENT						

04/29/2024 04:50 PM
User: BBarrett
DB: Owosso

BUDGET REPORT FOR CITY OF OWOSSO
Fund: 101 GENERAL FUND

Page: 12/61

Calculations as of 06/30/2024

GL NUMBER	DESCRIPTION	2021-22 ACTIVITY	2022-23 ACTIVITY	2023-24 AMENDED BUDGET	2023-24 ACTIVITY THRU 06/30/24	2024-25 REQUESTED BUDGET	2024-25 RECOMMENDED BUDGET
APPROPRIATIONS							
Dept 336 - FIRE							
Totals for dept 336 - FIRE		2,099,964	2,353,719	3,228,294	1,948,620	1,896,032	4,053,099
Dept 371 - BUILDING AND SAFETY							
101-371-702.100	SALARIES	80,620	1,846				
101-371-702.200	WAGES	30,580	23,215				
101-371-702.440	WAGES-PART TIME		390	27,577	21,655		42,520
	PT CODE ENFORCEMENT (2)						
101-371-702.800	ACCRUED SICK LEAVE		28				
101-371-703.000	OTHER COMPENSATION		783				
101-371-715.000	SOCIAL SECURITY (FICA)	8,502	2,009	2,110	1,657		3,253
101-371-716.100	HEALTH INSURANCE	20,193	1,897				
101-371-716.200	DENTAL INSURANCE	548	43				
101-371-716.300	OPTICAL INSURANCE	84	7				
101-371-716.400	LIFE INSURANCE	508	45				
101-371-716.500	DISABILITY INSURANCE	914	84				
101-371-717.000	UNEMPLOYMENT INSURANCE	190	31	14	17		12
101-371-718.200	DEFINED CONTRIBUTION	7,198	239				
101-371-719.000	WORKERS' COMPENSATION	390	110	179	150		260
101-371-728.000	OPERATING SUPPLIES	2,872	74				
101-371-818.000	CONTRACTUAL SERVICES (MOWING)	424,930	31,468				
101-371-956.000	EDUCATION & TRAINING	677					
101-371-961.000	MISCELLANEOUS	1,231	75				
Totals for dept 371 - BUILDING AND SAFETY		579,437	62,344	29,880	23,479		46,045
Dept 441 - PUBLIC WORKS							
101-441-702.100	SALARIES	98,219	58,615	59,510	47,597		61,474
	FOOTNOTE AMOUNTS:						42,480
	DPW DIRECTOR AT 60%						18,994
	FOOTNOTE AMOUNTS:						
	UTILITY DIRECT AT 20%						
	GL # FOOTNOTE TOTAL:						61,474
101-441-702.200	WAGES	37,052	60,702	69,515	51,201		67,085
	FOOTNOTE AMOUNTS:						23,306
	ADMIN ASSISTANT AT 55%						43,779
	FOOTNOTE AMOUNTS:						
	8 DPW STREET POSITIONS AT 12%						
	GL # FOOTNOTE TOTAL:						67,085
101-441-702.300	OVERTIME		2,889	21,050	2,422		3,100
101-441-702.400	WAGES - SEASONAL	(797)		1,500	1,754		
101-441-702.800	ACCRUED SICK LEAVE	15,816	281				
101-441-703.000	OTHER COMPENSATION	74,732	7,120	5,000	725		5,000
101-441-715.000	SOCIAL SECURITY (FICA)	38,913	11,480	11,978	7,862		10,455
101-441-716.000	FRINGES	(275,845)	(7,504)				
101-441-716.100	HEALTH INSURANCE	135,053	45,539	41,837	24,280		30,941
101-441-716.200	DENTAL INSURANCE	4,983	1,550	1,452	1,139		3,076
101-441-716.300	OPTICAL INSURANCE	696	220	223	116		373

04/29/2024 04:50 PM
User: BBarrett
DB: Owosso

BUDGET REPORT FOR CITY OF OWOSSO
Fund: 101 GENERAL FUND

Page: 13/61

Calculations as of 06/30/2024

GL NUMBER	DESCRIPTION	2021-22 ACTIVITY	2022-23 ACTIVITY	2023-24 AMENDED BUDGET	2023-24 ACTIVITY THRU 06/30/24	2024-25 REQUESTED BUDGET	2024-25 RECOMMENDED BUDGET
APPROPRIATIONS							
Dept 441 - PUBLIC WORKS							
101-441-716.400	LIFE INSURANCE	2,307	866	713	591		750
101-441-716.500	DISABILITY INSURANCE	3,926	1,556	1,585	1,116		1,512
101-441-717.000	UNEMPLOYMENT INSURANCE	571	118	10	57		10
101-441-718.100	MUNICIPAL EMPLOYEES RETIREMENT PRO	107,922	103,314	30,656	22,979		28,500
101-441-718.200	DEFINED CONTRIBUTION	16,077	9,854	12,697	4,980		9,930
101-441-719.000	WORKERS' COMPENSATION	20,309	22,601	3,651	2,753		3,258
101-441-728.000	OPERATING SUPPLIES	14,048	18,161	18,250	16,243	22,000	22,000
101-441-728.400	OFFICE SUPPLIES		815	1,000	814	1,200	1,200
101-441-751.000	GAS & OIL	2,735	3,099	4,000	2,358	6,000	3,300
101-441-818.000	CONTRACTUAL SERVICES	1,662	14,621	4,000	751		1,000
101-441-920.100	ELECTRICITY	9,539	11,424	11,500	7,035	12,500	12,120
101-441-920.200	GAS	5,544	3,939	5,250	2,574	5,500	4,179
101-441-920.300	TELEPHONE	2,526	3,116	3,263	2,458	3,500	4,200
101-441-920.400	WATER & SEWER	3,996	3,831	3,905	2,973	4,500	4,224
101-441-920.500	REFUSE	1,248	1,049	1,300	949	1,400	1,400
101-441-921.000	STREET LIGHTING	189,540	186,770	192,373	146,717	200,000	198,145
101-441-922.000	DISPOSAL AREA (LANDFILL&HOPKINS)	2,063	950	10,000	1,516	10,000	10,000
101-441-930.000	BUILDING MAINTENANCE	2,470	1,401	2,500	1,552	12,800	2,500
101-441-930.100	STORM SEWER MAINTENANCE	5,255	6,282	13,500	5,561	317,500	12,500
	FOOTNOTE AMOUNTS:					10,000	10,000
	ALLEY STORM SEWER MAINTENANCE						
	FOOTNOTE AMOUNTS:						2,500
	DRAIN ASSESSMENTS						
	GL # FOOTNOTE TOTAL:					10,000	12,500
101-441-933.400	EQUIP MAINT - MOBILE		11		8		
101-441-937.000	TREES & GARDEN	9,701	2,858	6,000	2,449	7,500	7,500
101-441-940.000	EQUIPMENT RENTAL	41,260	36,963	43,323	21,864	45,000	40,000
101-441-956.000	EDUCATION & TRAINING	3,500	1,847	4,000	5,964	6,500	6,500
101-441-956.100	SAFETY TRAINING	871	2,041	3,000		4,200	4,200
101-441-960.000	MISCELLANEOUS OPERATIONS	14,851	17,738	3,500	2,017	4,000	4,000
101-441-975.000	BUILDING IMPROVEMENTS	336	3,379	10,000	2,038	23,500	10,000
101-441-979.000-DDASTRLITE	COL-EQUIPMENT				58	621,000	620,000
	FOOTNOTE AMOUNTS:					505,000	504,000
	2024 STREET LIGHT PROJECT						
	FOOTNOTE AMOUNTS:					116,000	116,000
	STREET LIGHT PURCHASE						
	GL # FOOTNOTE TOTAL:					621,000	620,000
101-441-979.000-SRTS2024GR	COL-EQUIPMENT			8,050	8,048		
101-441-991.100	PRINCIPAL				50,000		55,000
	FOOTNOTE AMOUNTS:						55,000
	DOWNTOWN STREETScape DEBT PAYMENT						
101-441-993.000	INTEREST				14,800		13,300
	FOOTNOTE AMOUNTS:						13,300
	DOWNTOWN STREETScape DEBT PAYMENT						
Totals for dept 441 - PUBLIC WORKS		591,079	639,496	610,091	468,319	1,308,600	1,262,732

04/29/2024 04:50 PM
User: BABarrett
DB: Owosso

BUDGET REPORT FOR CITY OF OWOSSO
Fund: 101 GENERAL FUND
Calculations as of 06/30/2024

Page: 14/61

GL NUMBER	DESCRIPTION	2021-22 ACTIVITY	2022-23 ACTIVITY	2023-24 AMENDED BUDGET	2023-24 ACTIVITY THRU 06/30/24	2024-25 REQUESTED BUDGET	2024-25 RECOMMENDED BUDGET
APPROPRIATIONS							
Dept 528 - LEAF AND BRUSH COLLECTION							
101-528-702.200	WAGES	62,297	68,104	74,345	47,802		69,315
	FOOTNOTE AMOUNTS:						69,315
	8 DPW STREET EMPLOYEES AT 19%						
101-528-702.300	OVERTIME		5,556	6,000	5,032		6,200
101-528-715.000	SOCIAL SECURITY (FICA)		5,566	6,146	3,998		5,777
101-528-716.000	FRINGES	34,769					
101-528-716.100	HEALTH INSURANCE		21,259	31,250	13,733		22,021
101-528-716.200	DENTAL INSURANCE		800	1,088	680		2,016
101-528-716.300	OPTICAL INSURANCE		108	168	63		245
101-528-716.400	LIFE INSURANCE		266	356	220		310
101-528-716.500	DISABILITY INSURANCE		438	763	461		726
101-528-717.000	UNEMPLOYMENT INSURANCE			11			12
101-528-718.200	DEFINED CONTRIBUTION		2,563	3,855	2,341		3,642
101-528-719.000	WORKERS' COMPENSATION		810	5,081	3,652		4,430
101-528-728.000	OPERATING SUPPLIES		341	750			
101-528-818.000	CONTRACTUAL SERVICES	15,494	11,280	22,000	2,658	18,500	23,500
101-528-930.000	BUILDING MAINTENANCE			1,000		5,000	
101-528-940.000	EQUIPMENT RENTAL	142,860	164,782	165,000	156,906	175,000	174,817
Totals for dept 528 - LEAF AND BRUSH COLLECTION		255,420	281,873	317,813	237,546	198,500	313,011
Dept 585 - PARKING							
101-585-702.200	WAGES	5,427	10,754	11,739	7,683		10,945
	FOOTNOTE AMOUNTS:						10,945
	8 DPW STREET EMPLOYEES AT 3%						
101-585-702.300	OVERTIME		1,505	2,000	385		2,000
101-585-715.000	SOCIAL SECURITY (FICA)		887	1,051	611		990
101-585-716.000	FRINGES	2,992					
101-585-716.100	HEALTH INSURANCE		3,275	4,935	2,168		3,477
101-585-716.200	DENTAL INSURANCE		123	172	107		318
101-585-716.300	OPTICAL INSURANCE		17	27	10		39
101-585-716.400	LIFE INSURANCE		42	57	35		49
101-585-716.500	DISABILITY INSURANCE		73	121	73		115
101-585-717.000	UNEMPLOYMENT INSURANCE						12
101-585-718.200	DEFINED CONTRIBUTION		415	687	378		575
101-585-719.000	WORKERS' COMPENSATION		250	905	579		699
101-585-728.000	OPERATING SUPPLIES	6,190	6,796	7,500	10,901		7,000
101-585-934.000	MAINTENANCE	235		750	440		750
101-585-940.000	EQUIPMENT RENTAL	11,993	8,536	7,500	3,645		9,056
101-585-974.000	CAPITAL OUTLAY				34,860		
Totals for dept 585 - PARKING		26,837	32,673	37,444	61,875		36,025
Dept 720 - COMMUNITY DEVELOPMENT							
101-720-702.100	SALARIES	9,807	10,272	10,589	8,401		10,938
	FOOTNOTE AMOUNTS:						10,938
	BUILDING/PLANNING DIRECTOR AT 15%						
101-720-702.200	WAGES		11,028	16,492	9,459		11,356

04/29/2024 04:50 PM
User: BBarrett
DB: Owosso

BUDGET REPORT FOR CITY OF OWOSSO
Fund: 101 GENERAL FUND
Calculations as of 06/30/2024

Page: 15/61

GL NUMBER	DESCRIPTION	2021-22 ACTIVITY	2022-23 ACTIVITY	2023-24 AMENDED BUDGET	2023-24 ACTIVITY THRU 06/30/24	2024-25 REQUESTED BUDGET	2024-25 RECOMMENDED BUDGET
APPROPRIATIONS							
Dept 720 - COMMUNITY DEVELOPMENT							
	FOOTNOTE AMOUNTS:						11,356
	PT BUILDING/PLANNING ADMIN ASSISTANT AT 50%						
101-720-715.000	SOCIAL SECURITY (FICA)	750	1,632	1,262	1,368		1,706
101-720-716.100	HEALTH INSURANCE	2,201	4,174	2,322	1,294		1,155
101-720-716.200	DENTAL INSURANCE	54	92	71	35		87
101-720-716.300	OPTICAL INSURANCE	9	14	10	4		10
101-720-716.400	LIFE INSURANCE	73	98	75	70		87
101-720-716.500	DISABILITY INSURANCE	120	184	145	110		138
101-720-717.000	UNEMPLOYMENT INSURANCE	7	2	6	4		12
101-720-718.000	RETIREMENT		20,000				
101-720-718.200	DEFINED CONTRIBUTION	874	1,451	636	(259)		985
101-720-719.000	WORKERS' COMPENSATION	15	120	103	76		83
101-720-728.000	OPERATING SUPPLIES	6	278	500	341	500	500
101-720-818.000	CONTRACTUAL SERVICES	36,560	21,285	48,000	3,420	10,000	10,000
101-720-955.000	MEMBERSHIPS & DUES			165		165	165
Totals for dept 720 - COMMUNITY DEVELOPMENT		50,476	70,630	80,376	24,323	10,665	37,222
Dept 751 - PARKS							
101-751-702.200	WAGES	62,255	57,518	62,606	40,899	62,606	58,371
	FOOTNOTE AMOUNTS:						58,371
	8 DPW STREET EMPLOYEES AT 16%						
101-751-702.300	OVERTIME		3,382	3,500	2,755	3,500	3,615
101-751-702.400	WAGES - SEASONAL	2,350	23,789	28,000	5,437	28,000	28,924
101-751-715.000	SOCIAL SECURITY (FICA)	180	6,443	7,199	3,720	7,199	6,955
101-751-716.000	FRINGES	35,704					
101-751-716.100	HEALTH INSURANCE		17,981	26,316	11,565	26,316	18,544
101-751-716.200	DENTAL INSURANCE		676	917	573	917	1,697
101-751-716.300	OPTICAL INSURANCE		91	142	53	142	206
101-751-716.400	LIFE INSURANCE		220	300	186	300	261
101-751-716.500	DISABILITY INSURANCE		369	643	389	643	612
101-751-717.000	UNEMPLOYMENT INSURANCE	22	27	9	8	9	15
101-751-718.100	MUNICIPAL EMPLOYEES RETIREMENT PRG		5,000				
101-751-718.200	DEFINED CONTRIBUTION		2,132	3,130	1,961	3,130	3,067
101-751-719.000	WORKERS' COMPENSATION		778	4,300	3,293	4,300	3,730
101-751-728.000	OPERATING SUPPLIES	1,584	2,019	5,000	4,566	5,000	5,000
101-751-818.000	CONTRACTUAL SERVICES	4,524	15,487	11,000	5,441	20,000	18,000
101-751-818.000-JAMESMINOR	CONTRACTUAL SERVICES	5,688	11,624	32,700	27,273		2,000
101-751-920.100	ELECTRICITY	10,622	11,898	11,488	7,086	11,488	12,623
101-751-920.400	WATER & SEWER	22,384	29,312	24,208	19,347	25,000	25,500
101-751-920.500	REFUSE	1,162	460	300	267	500	500
101-751-930.000	BUILDING MAINTENANCE	13,923	15,808	5,000	5,189	72,200	72,200
	FOOTNOTE AMOUNTS:					3,000	3,000
	CONCRETE FOR DISC GOLF COURSE						
	FOOTNOTE AMOUNTS:					7,000	7,000
	REPLACE BROKEN SWINGS AT BENTLEY AND HARMON						
	FOOTNOTE AMOUNTS:					5,000	5,000

04/29/2024 04:50 PM
User: BBarrett
DB: Owosso

BUDGET REPORT FOR CITY OF OWOSSO
Fund: 101 GENERAL FUND
Calculations as of 06/30/2024

Page: 16/61

GL NUMBER	DESCRIPTION	2021-22 ACTIVITY	2022-23 ACTIVITY	2023-24 AMENDED BUDGET	2023-24 ACTIVITY THRU 06/30/24	2024-25 REQUESTED BUDGET	2024-25 RECOMMENDED BUDGET
APPROPRIATIONS							
Dept 751 - PARKS							
	PLAYGROUND MULCH						
	FOOTNOTE AMOUNTS:					10,000	10,000
	TRAIL AGGREGATE FOR HARMON PATRIDGE LOOP						
	FOOTNOTE AMOUNTS:					6,700	6,700
	PAINT BENTLEY PAVILION (LABOR AND MATERIALS)						
	FOOTNOTE AMOUNTS:					1,500	1,500
	LIGHTS FOR FLAG POLE AT CURWOOD						
	FOOTNOTE AMOUNTS:					10,000	10,000
	SIDEWALK/ADA IMPROVEMENTS AT HUGH PARKER						
	FOOTNOTE AMOUNTS:					3,000	3,000
	CONCRETE FOR BENCHES AND PICNIC TABLES AT BENTLEY						
	FOOTNOTE AMOUNTS:					15,000	15,000
	PLAY STRUCTURE AT GRAND AVENUE - TIED TO 208 FUND EXPENSE						
	FOOTNOTE AMOUNTS:					2,500	
	BENCH FOR WWTP CANOE LAUNCH						
	GL # FOOTNOTE TOTAL:					63,700	61,200
101-751-930.200	BLDG MAINTENANCE-BALLFIELDS	6,298	2,063	10,000	8,545	5,000	5,000
101-751-937.000	TREES & GARDEN	606	1,382	1,000	262	2,000	2,000
101-751-940.000	EQUIPMENT RENTAL	90,873	95,299	100,000	90,794	100,000	101,103
101-751-971.000	LAND	217	90				
101-751-974.000	LAND IMPROVEMENTS	14,553	129	92,000	10,376		
Totals for dept 751 - PARKS		272,945	303,977	429,758	249,985	378,250	369,923
Dept 755 - HOLMAN POOL							
101-755-940.000	EQUIPMENT RENTAL	441					
Totals for dept 755 - HOLMAN POOL		441					
Dept 966 - TRANSFERS OUT							
101-966-995.248	TRANSFER TO DDA	12,537	27,969	33,921	24,251		35,133
101-966-995.280	TRANSFER TO BROWNFIELD AUTHORITY		9,005				
101-966-995.297	TRANSFER TO HISTORICAL COMMISSION	17,000	10,000	20,000	15,000		17,500
101-966-995.401	TRANSFER TO CAPITAL PROJECTS	528,577	146,580				
101-966-995.588	TRANSFER TO SATA			28,000	16,982		
101-966-995.700	TRANSFER TO AIRPORT	8,568					
Totals for dept 966 - TRANSFERS OUT		566,682	193,554	81,921	56,233		52,633
TOTAL APPROPRIATIONS		8,994,664	9,056,780	10,616,297	7,303,145	5,566,163	12,530,903
NET OF REVENUES/APPROPRIATIONS - FUND 101		(255,215)	452,346	49,883	1,137,220	(5,566,163)	(1,050,902)
BEGINNING FUND BALANCE		7,598,864	7,343,643	7,657,408	7,657,408	8,794,628	8,794,628
FUND BALANCE ADJUSTMENTS			(138,587)				
ENDING FUND BALANCE		7,343,649	7,657,402	7,707,291	8,794,628	3,228,465	7,743,726

04/29/2024 04:50 PM
User: BBarrett
DB: Owosso

BUDGET REPORT FOR CITY OF OWOSSO
Fund: 202 MAJOR STREET FUND
Calculations as of 06/30/2024

Page: 17/61

GL NUMBER	DESCRIPTION	2021-22 ACTIVITY	2022-23 ACTIVITY	2023-24 AMENDED BUDGET	2023-24 ACTIVITY THRU 06/30/24	2024-25 REQUESTED BUDGET	2024-25 RECOMMENDED BUDGET
ESTIMATED REVENUES							
Dept 000 - REVENUE							
202-000-502.000	GRANT-FEDERAL	64,832	39,322	692,500	307,644		560,000
	FOOTNOTE AMOUNTS:						385,000
	STEWART SMALL URBAN						
	FOOTNOTE AMOUNTS:						175,000
	SAFEROUTES TO SCHOOL						
	GL # FOOTNOTE TOTAL:						560,000
202-000-540.000	STATE SOURCES	45,748	22,411	45,000			22,500
202-000-540.000-MDOT-TRAIL	STATE SOURCES						225,000
202-000-541.000	TRUNKLINE MAINTENANCE	75,373	707,996	42,948	23,600		42,948
202-000-542.000	GAS & WEIGHT TAX	1,399,163	1,441,726	1,461,387	1,046,861		1,534,024
202-000-581.000	CONTRIBUTION FROM TOWNSHIP			102,831	102,831		
202-000-665.000	INTEREST INCOME	501	67,111	61,026	99,741		10,000
202-000-675.000	MISCELLANEOUS		5,921				
202-000-678.000	SPECIAL ASSESSMENT	386,376	137,552				
202-000-699.409	TRANSFER FROM STREET PROGRAM	668,993					
Totals for dept 000 - REVENUE		2,640,986	2,422,039	2,405,692	1,580,677		2,394,472
TOTAL ESTIMATED REVENUES		2,640,986	2,422,039	2,405,692	1,580,677		2,394,472
APPROPRIATIONS							
Dept 451 - CONSTRUCTION							
202-451-716.000	FRINGES	3,044					
202-451-728.000	OPERATING SUPPLIES	42	996	250	49	350	350
202-451-818.000	CONTRACTUAL SERVICES	13,300	(10,000)	25,000		215,000	30,000
	FOOTNOTE AMOUNTS:					30,000	30,000
	JEROME STREET REHAB DESIGN ENGINEERING						
202-451-818.000-MDOT-TRAIL	CONTRACTUAL SERVICES					225,000	225,000
	FOOTNOTE AMOUNTS:					225,000	225,000
	CIS-JAMES MINER TRAIL PROJECT DESIGN ENGINEERING						
202-451-818.000-NCHIPMANST	CONTRACTUAL SERVICES	27,492					
202-451-818.000-NGOULDST21	CONTRACTUAL SERVICES	660,607	3,924				
202-451-818.000-NORTHSTR23	CONTRACTUAL SERVICES	8,913	65,064	1,155,875	1,169,241		
202-451-818.000-STEWRT2024	CONTRACTUAL SERVICES		17,687	725,000	12,731	1,332,000	1,332,000
	FOOTNOTE AMOUNTS:					1,271,000	1,271,000
	STEWART STREET RECONSTRUCTION CONSTRUCTION (95% OF COST)						
	FOOTNOTE AMOUNTS:					61,000	61,000
	STEWART STREET RECONSTRUCTION ENGINEERING (95% OF COST)						
	GL # FOOTNOTE TOTAL:					1,332,000	1,332,000
Totals for dept 451 - CONSTRUCTION		713,398	77,671	1,906,125	1,182,021	1,772,350	1,587,350
Dept 463 - STREET MAINTENANCE							
202-463-702.200	WAGES	25,736	46,599	50,867	32,241		47,426
	FOOTNOTE AMOUNTS:						47,426
	8 DPW STREET EMPLOYEES AT 13%						
202-463-702.300	OVERTIME		934	2,500	2,052		2,853
202-463-715.000	SOCIAL SECURITY (FICA)		3,608	4,083	2,629		3,846

04/29/2024 04:50 PM
User: BBarrett
DB: Owosso

BUDGET REPORT FOR CITY OF OWOSSO
Fund: 202 MAJOR STREET FUND
Calculations as of 06/30/2024

Page: 18/61

GL NUMBER	DESCRIPTION	2021-22 ACTIVITY	2022-23 ACTIVITY	2023-24 AMENDED BUDGET	2023-24 ACTIVITY THRU 06/30/24	2024-25 REQUESTED BUDGET	2024-25 RECOMMENDED BUDGET
APPROPRIATIONS							
Dept 463 - STREET MAINTENANCE							
202-463-716.000	FRINGES	35,234					
202-463-716.100	HEALTH INSURANCE		14,238	21,382	9,396		15,067
202-463-716.200	DENTAL INSURANCE		537	745	466		1,379
202-463-716.300	OPTICAL INSURANCE		72	116	43		167
202-463-716.400	LIFE INSURANCE		174	244	149		212
202-463-716.500	DISABILITY INSURANCE		297	552	316		497
202-463-717.000	UNEMPLOYMENT INSURANCE			7			12
202-463-718.200	DEFINED CONTRIBUTION		1,708	2,593	1,571		2,492
202-463-719.000	WORKERS' COMPENSATION		110	3,203	2,505		3,031
202-463-728.000	OPERATING SUPPLIES	21,852	6,434	3,000	10,490	750	10,000
202-463-818.000	CONTRACTUAL SERVICES	139,131	91,621	175,000	106,915	345,000	345,000
	FOOTNOTE AMOUNTS:					15,000	15,000
	STREET PATCH PROGRAM						
	FOOTNOTE AMOUNTS:					80,000	80,000
	SIDEWALK PROGRAM						
	FOOTNOTE AMOUNTS:					85,000	85,000
	STORM SEWER LINING						
	FOOTNOTE AMOUNTS:					20,000	20,000
	STORM SEWER TELEVISION						
	FOOTNOTE AMOUNTS:					20,000	20,000
	PAVEMENT MARKINGS						
	FOOTNOTE AMOUNTS:					50,000	50,000
	CHIP SEAL PROGRAM						
	FOOTNOTE AMOUNTS:					75,000	75,000
	DRAINAGE PROJECTS						
	GL # FOOTNOTE TOTAL:					345,000	345,000
202-463-818.000-SRTS2024GR	CONTRACTUAL SERVICES		7,799	209,500	2,469	220,000	220,000
	FOOTNOTE AMOUNTS:					185,000	185,000
	SAFE ROUTES TO SCHOOL CONSTRUCTION (50% OF MAJOR ST TOTAL)						
	FOOTNOTE AMOUNTS:					35,000	35,000
	SAFE ROUTES TO SCHOOL ENGINEERING (50% OF MAJOR ST TOTAL)						
	GL # FOOTNOTE TOTAL:					220,000	220,000
202-463-940.000	EQUIPMENT RENTAL	40,463	36,529	50,000	36,402		38,753
Totals for dept 463 - STREET MAINTENANCE		262,416	210,660	523,792	207,644	565,750	690,735
Dept 473 - BRIDGE MAINTENANCE							
202-473-716.000	FRINGES	479					
202-473-728.000	OPERATING SUPPLIES		16				
202-473-818.000	CONTRACTUAL SERVICES	1,200		100,000	16,184	85,000	85,000
	FOOTNOTE AMOUNTS:					10,000	10,000
	BRIDGE INSPECTIONS						
	FOOTNOTE AMOUNTS:					75,000	75,000
	2024 GOULD ST BRIDGE REHAB (PARTIAL CARRY OVER FROM FY23-24)						
	GL # FOOTNOTE TOTAL:					85,000	85,000
202-473-940.000	EQUIPMENT RENTAL		1,769	500			100
Totals for dept 473 - BRIDGE MAINTENANCE		1,679	1,785	100,500	16,184	85,000	85,100

04/29/2024 04:50 PM
User: BBarrett
DB: Owosso

BUDGET REPORT FOR CITY OF OWOSSO
Fund: 202 MAJOR STREET FUND
Calculations as of 06/30/2024

Page: 19/61

GL NUMBER	DESCRIPTION	2021-22 ACTIVITY	2022-23 ACTIVITY	2023-24 AMENDED BUDGET	2023-24 ACTIVITY THRU 06/30/24	2024-25 REQUESTED BUDGET	2024-25 RECOMMENDED BUDGET
APPROPRIATIONS							
Dept 474 - TRAFFIC SERVICES-MAINTENANCE							
202-474-702.200	WAGES	1,880					
202-474-702.300	OVERTIME		192	300	207		
202-474-715.000	SOCIAL SECURITY (FICA)		15	23	16		
202-474-716.000	FRINGES	9,897					
202-474-718.200	DEFINED CONTRIBUTION		3	27	4		
202-474-728.000	OPERATING SUPPLIES	849	3,641	500	377	500	500
202-474-818.000	CONTRACTUAL SERVICES	11,992	13,753		14,118	20,000	15,000
	FOOTNOTE AMOUNTS:					20,000	15,000
	RAILROAD SIGNAL MAINTENANCE						
202-474-920.000	UTILITIES	142	145	500	110		155
202-474-940.000	EQUIPMENT RENTAL	1,094	1,076	1,000	725		1,000
Totals for dept 474 - TRAFFIC SERVICES-MAINTENANCE		25,854	18,825	2,350	15,557	20,500	16,655
Dept 478 - SNOW & ICE CONTROL							
202-478-702.200	WAGES	21,681	32,260	35,216	22,642		32,834
	FOOTNOTE AMOUNTS:						32,834
	8 DPW STREET EMPLOYEES AT 9%						
202-478-702.300	OVERTIME		12,086	7,500	2,913		7,750
202-478-715.000	SOCIAL SECURITY (FICA)		2,948	3,267	1,934		3,105
202-478-716.000	FRINGES	20,105					
202-478-716.100	HEALTH INSURANCE		9,825	14,803	6,505		10,431
202-478-716.200	DENTAL INSURANCE		371	516	322		955
202-478-716.300	OPTICAL INSURANCE		50	80	30		116
202-478-716.400	LIFE INSURANCE		151	169	103		147
202-478-716.500	DISABILITY INSURANCE		247	362	218		344
202-478-717.000	UNEMPLOYMENT INSURANCE						12
202-478-718.200	DEFINED CONTRIBUTION		1,359	2,135	1,169		1,725
202-478-719.000	WORKERS' COMPENSATION		76	2,217	1,751		2,098
202-478-728.000	OPERATING SUPPLIES	37,771	33,627	50,000	26,308		50,000
202-478-940.000	EQUIPMENT RENTAL	59,379	57,996	55,000	32,803		61,528
Totals for dept 478 - SNOW & ICE CONTROL		138,936	150,996	171,265	96,698		171,045
Dept 480 - TREE TRIMMING							
202-480-702.200	WAGES	8,779	14,338	15,652	10,063		14,593
	FOOTNOTE AMOUNTS:						14,593
	8 DPW STREET EMPLOYEES AT 4%						
202-480-702.300	OVERTIME		1,677	4,000	3,827		4,250
202-480-715.000	SOCIAL SECURITY (FICA)		1,216	1,504	1,050		1,442
202-480-716.000	FRINGES	12,793					
202-480-716.100	HEALTH INSURANCE		4,594	6,579	2,893		4,636
202-480-716.200	DENTAL INSURANCE		172	229	143		424
202-480-716.300	OPTICAL INSURANCE		23	36	13		52
202-480-716.400	LIFE INSURANCE		56	75	51		65
202-480-716.500	DISABILITY INSURANCE		94	161	100		153
202-480-717.000	UNEMPLOYMENT INSURANCE						12
202-480-718.200	DEFINED CONTRIBUTION		567	833	577		767

04/29/2024 04:50 PM
User: BBarrett
DB: Owosso

BUDGET REPORT FOR CITY OF OWOSSO
Fund: 202 MAJOR STREET FUND
Calculations as of 06/30/2024

Page: 20/61

GL NUMBER	DESCRIPTION	2021-22 ACTIVITY	2022-23 ACTIVITY	2023-24 AMENDED BUDGET	2023-24 ACTIVITY THRU 06/30/24	2024-25 REQUESTED BUDGET	2024-25 RECOMMENDED BUDGET
APPROPRIATIONS							
Dept 480 - TREE TRIMMING							
202-480-719.000	WORKERS' COMPENSATION		34	984	768		932
202-480-728.000	OPERATING SUPPLIES	114	256	400	153	500	500
202-480-818.000	CONTRACTUAL SERVICES	13,400	9,577	30,000		30,000	30,000
202-480-940.000	EQUIPMENT RENTAL	21,415	32,444	20,000	22,028	25,000	28,570
Totals for dept 480 - TREE TRIMMING		56,501	65,048	80,453	41,666	55,500	86,396
Dept 482 - ADMINISTRATION & ENGINEERING							
202-482-702.100	SALARIES	47,281	29,623	26,000	20,330		26,428
FOOTNOTE AMOUNTS:							26,428
CITY ENGINEER AT 30%							
202-482-702.200	WAGES		11,347	21,319	13,477		17,727
FOOTNOTE AMOUNTS:							6,033
PT ENGINEERING AID AT 30%							
FOOTNOTE AMOUNTS:							11,694
ASSET MANAGEMENT SPECIALIST AT 25%							
GL # FOOTNOTE TOTAL:							17,727
202-482-715.000	SOCIAL SECURITY (FICA)	3,461	3,019	3,620	2,495		3,378
202-482-716.100	HEALTH INSURANCE	6,778	6,050	7,021	5,058		7,615
202-482-716.200	DENTAL INSURANCE	254	322	345	332		817
202-482-716.300	OPTICAL INSURANCE	37	49	53	42		100
202-482-716.400	LIFE INSURANCE	194	215	205	186		231
202-482-716.500	DISABILITY INSURANCE	307	411	493	377		469
202-482-717.000	UNEMPLOYMENT INSURANCE	3	11	9	4		12
202-482-718.200	DEFINED CONTRIBUTION	2,217	3,288	3,322	2,638		3,431
202-482-719.000	WORKERS' COMPENSATION	290	228	303	236		269
202-482-728.400	OFFICE SUPPLIES		349	500	516	750	750
202-482-801.000	PROFESSIONAL SERVICES: ADMINISTRATION	132	345	1,300	1,010	500	1,000
202-482-818.000	CONTRACTUAL SERVICES		116	200	171	250	200
202-482-818.500	AUDIT	960	900	1,611	1,611	1,500	1,628
202-482-956.000	EDUCATION & TRAINING	293	290	500	125	750	750
202-482-978.000	EQUIPMENT			1,550	1,527	2,500	1,200
202-482-995.101	TRANSFER TO GENERAL FUND	205,674	131,852	146,138	91,615		153,402
Totals for dept 482 - ADMINISTRATION & ENGINEERING		267,881	188,415	214,489	141,750	6,250	219,407
Dept 485 - LOCAL STREET TRANSFER							
202-485-995.203	TRANSFER TO LOCAL STREET	342,424	350,000	350,000	262,500		350,000
Totals for dept 485 - LOCAL STREET TRANSFER		342,424	350,000	350,000	262,500		350,000
Dept 486 - TRUNKLINE SURFACE MAINTENANCE							
202-486-702.200	WAGES	1,024			84		
202-486-702.200-21TRNKLINE	WAGES				111		
202-486-702.200-52TRNKLINE	WAGES				48		
202-486-702.200-71TRNKLINE	WAGES				137		
202-486-715.000	SOCIAL SECURITY (FICA)				6		
202-486-716.000	FRINGES	1,395					
202-486-718.200	DEFINED CONTRIBUTION				5		

04/29/2024 04:50 PM
User: BBarrett
DB: Owosso

BUDGET REPORT FOR CITY OF OWOSSO
Fund: 202 MAJOR STREET FUND
Calculations as of 06/30/2024

Page: 21/61

GL NUMBER	DESCRIPTION	2021-22 ACTIVITY	2022-23 ACTIVITY	2023-24 AMENDED BUDGET	2023-24 ACTIVITY THRU 06/30/24	2024-25 REQUESTED BUDGET	2024-25 RECOMMENDED BUDGET
APPROPRIATIONS							
Dept 486 - TRUNKLINE SURFACE MAINTENANCE							
202-486-719.000	WORKERS' COMPENSATION				6		
202-486-728.000-21TRNKLINE	OPERATING SUPPLIES	520	1,141		130		
202-486-728.000-52TRNKLINE	OPERATING SUPPLIES		288		52		
202-486-728.000-71TRNKLINE	OPERATING SUPPLIES	1,312	486	150	360		
202-486-818.000-21TRNKLINE	CONTRACTUAL SERVICES	50					
202-486-818.000-71TRNKLINE	CONTRACTUAL SERVICES		596,138				
202-486-940.000	EQUIPMENT RENTAL	1,050	267				
202-486-940.000-21TRNKLINE	EQUIPMENT RENTAL			500	534		
202-486-940.000-52TRNKLINE	EQUIPMENT RENTAL		3	500	565		
202-486-940.000-71TRNKLINE	EQUIPMENT RENTAL		64	500	944		
Totals for dept 486 - TRUNKLINE SURFACE MAINTENANCE		5,351	598,387	1,650	2,982		
Dept 488 - TRUNKLINE SWEEPING & FLUSHING							
202-488-818.000	CONTRACTUAL SERVICES	1,621					
202-488-940.000	EQUIPMENT RENTAL		625	2,000			
Totals for dept 488 - TRUNKLINE SWEEPING & FLUSHING		1,621	625	2,000			
Dept 490 - TRUNKLINE TREE TRIM & REMOVAL							
202-490-702.300	OVERTIME				94		
202-490-715.000	SOCIAL SECURITY (FICA)				7		
202-490-718.200	DEFINED CONTRIBUTION				6		
202-490-719.000	WORKERS' COMPENSATION				4		
202-490-940.000	EQUIPMENT RENTAL		157				
202-490-940.000-21TRNKLINE	EQUIPMENT RENTAL			200			
202-490-940.000-52TRNKLINE	EQUIPMENT RENTAL			200	118		
202-490-940.000-71TRNKLINE	EQUIPMENT RENTAL			200	191		
Totals for dept 490 - TRUNKLINE TREE TRIM & REMOVAL			157	600	420		
Dept 491 - TRUNKLINE STORM DRAIN, CURBS							
202-491-702.200	WAGES	182					
202-491-702.300	OVERTIME		46				
202-491-716.000	FRINGES	252					
202-491-728.000	OPERATING SUPPLIES		138				
202-491-818.000-71TRNKLINE	CONTRACTUAL SERVICES	22,627					
202-491-940.000	EQUIPMENT RENTAL	424	938				
202-491-940.000-21TRNKLINE	EQUIPMENT RENTAL			300			
202-491-940.000-52TRNKLINE	EQUIPMENT RENTAL			300			
202-491-940.000-71TRNKLINE	EQUIPMENT RENTAL			300			
Totals for dept 491 - TRUNKLINE STORM DRAIN, CURBS		23,485	1,122	900			
Dept 492 - TRUNKLINE ROADSIDE CLEANUP							
202-492-702.200	WAGES	19					
202-492-702.300	OVERTIME		71	100	64		
202-492-715.000	SOCIAL SECURITY (FICA)			8	5		
202-492-716.000	FRINGES	35					
202-492-718.200	DEFINED CONTRIBUTION			10	4		

04/29/2024 04:50 PM
User: BBarrett
DB: Owosso

BUDGET REPORT FOR CITY OF OWOSSO
Fund: 202 MAJOR STREET FUND
Calculations as of 06/30/2024

Page: 22/61

GL NUMBER	DESCRIPTION	2021-22 ACTIVITY	2022-23 ACTIVITY	2023-24 AMENDED BUDGET	2023-24 ACTIVITY THRU 06/30/24	2024-25 REQUESTED BUDGET	2024-25 RECOMMENDED BUDGET
APPROPRIATIONS							
Dept 492 - TRUNKLINE ROADSIDE CLEANUP							
202-492-940.000	EQUIPMENT RENTAL	6	386				
202-492-940.000-21TRNKLINE	EQUIPMENT RENTAL		28	150			
202-492-940.000-52TRNKLINE	EQUIPMENT RENTAL			150			
202-492-940.000-71TRNKLINE	EQUIPMENT RENTAL			150	140		
Totals for dept 492 - TRUNKLINE ROADSIDE CLEANUP		60	485	568	213		
Dept 494 - TRUNKLINE TRAFFIC SIGNS							
202-494-702.200	WAGES	209		50	42		
202-494-702.300	OVERTIME		54				
202-494-715.000	SOCIAL SECURITY (FICA)		1	4	3		
202-494-716.000	FRINGES	268					
202-494-718.200	DEFINED CONTRIBUTION		1	5	2		
202-494-728.000	OPERATING SUPPLIES	52	184	100	52		
202-494-728.000-21TRNKLINE	OPERATING SUPPLIES		260				
202-494-728.000-52TRNKLINE	OPERATING SUPPLIES		39		13		
202-494-728.000-71TRNKLINE	OPERATING SUPPLIES	128		100	185		
202-494-940.000	EQUIPMENT RENTAL	308	121				
202-494-940.000-52TRNKLINE	EQUIPMENT RENTAL			100	106		
202-494-940.000-71TRNKLINE	EQUIPMENT RENTAL			50	38		
Totals for dept 494 - TRUNKLINE TRAFFIC SIGNS		965	660	409	441		
Dept 497 - TRUNKLINE SNOW & ICE CONTROL							
202-497-702.200	WAGES	4,765		500	450		
202-497-702.200-21TRNKLINE	WAGES				286		
202-497-702.200-52TRNKLINE	WAGES				153		
202-497-702.200-71TRNKLINE	WAGES				91		
202-497-702.300	OVERTIME		2,426	2,500	1,420		
202-497-702.300-21TRNKLINE	OVERTIME				16		
202-497-702.300-52TRNKLINE	OVERTIME				64		
202-497-715.000	SOCIAL SECURITY (FICA)		87	230	166		
202-497-716.000	FRINGES	6,120					
202-497-716.400	LIFE INSURANCE		6				
202-497-716.500	DISABILITY INSURANCE		11				
202-497-718.200	DEFINED CONTRIBUTION		34	270	73		
202-497-719.000	WORKERS' COMPENSATION				54		
202-497-728.000	OPERATING SUPPLIES						12,784
FOOTNOTE AMOUNTS:							12,784
ROAD SALT							
202-497-728.000-21TRNKLINE	OPERATING SUPPLIES	5,136	4,646	150	2,591		
202-497-728.000-52TRNKLINE	OPERATING SUPPLIES	6,628	4,732	150	3,320		
202-497-728.000-71TRNKLINE	OPERATING SUPPLIES	4,366	3,297	150	2,145		
202-497-940.000	EQUIPMENT RENTAL	15,508	11,101				
202-497-940.000-21TRNKLINE	EQUIPMENT RENTAL		794	2,500	2,323		
202-497-940.000-52TRNKLINE	EQUIPMENT RENTAL		641	2,500	2,355		
202-497-940.000-71TRNKLINE	EQUIPMENT RENTAL		92	2,500	1,761		
Totals for dept 497 - TRUNKLINE SNOW & ICE CONTROL		42,523	27,867	11,450	17,268		12,784

04/29/2024 04:50 PM
User: BABarrett
DB: Owosso

BUDGET REPORT FOR CITY OF OWOSSO
Fund: 202 MAJOR STREET FUND
Calculations as of 06/30/2024

GL NUMBER	DESCRIPTION	2021-22 ACTIVITY	2022-23 ACTIVITY	2023-24 AMENDED BUDGET	2023-24 ACTIVITY THRU 06/30/24	2024-25 REQUESTED BUDGET	2024-25 RECOMMENDED BUDGET
APPROPRIATIONS							
TOTAL APPROPRIATIONS		1,883,094	1,692,703	3,366,551	1,985,344	2,505,350	3,219,472
NET OF REVENUES/APPROPRIATIONS - FUND 202		757,892	729,336	(960,859)	(404,667)	(2,505,350)	(825,000)
BEGINNING FUND BALANCE		1,413,285	2,171,175	2,900,510	2,900,510	2,495,843	2,495,843
ENDING FUND BALANCE		2,171,177	2,900,511	1,939,651	2,495,843	(9,507)	1,670,843

04/29/2024 04:50 PM
User: BBarrett
DB: Owosso

BUDGET REPORT FOR CITY OF OWOSSO
Fund: 203 LOCAL STREET FUND
Calculations as of 06/30/2024

Page: 24/61

GL NUMBER	DESCRIPTION	2021-22 ACTIVITY	2022-23 ACTIVITY	2023-24 AMENDED BUDGET	2023-24 ACTIVITY THRU 06/30/24	2024-25 REQUESTED BUDGET	2024-25 RECOMMENDED BUDGET
ESTIMATED REVENUES							
Dept 000 - REVENUE							
203-000-502.000	GRANT-FEDERAL			175,000			175,000
	FOOTNOTE AMOUNTS:						175,000
	SAFE ROUTES TO SCHOOL						
203-000-540.000	STATE SOURCES	16,074	43,504	15,000			43,500
203-000-542.000	GAS & WEIGHT TAX	514,310	530,172	537,320	328,274		564,856
203-000-665.000	INTEREST INCOME	420	22,116	21,500	31,095		10,000
203-000-675.000	MISCELLANEOUS		11,493				
203-000-678.000	SPECIAL ASSESSMENT	181,895	101,220				
203-000-699.202	MAJOR STREET TRANSFER	342,424	350,000	350,000	262,500		350,000
203-000-699.409	TRANSFER FROM STREET PROGRAM	504,990					
Totals for dept 000 - REVENUE		1,560,113	1,058,505	1,098,820	621,869		1,143,356
TOTAL ESTIMATED REVENUES		1,560,113	1,058,505	1,098,820	621,869		1,143,356
APPROPRIATIONS							
Dept 451 - CONSTRUCTION							
203-451-728.000	OPERATING SUPPLIES	43	827	250	68	350	350
203-451-818.000	CONTRACTUAL SERVICES	(546)		25,000		807,000	307,000
	FOOTNOTE AMOUNTS:					20,000	20,000
	MISC SURVEY						
	FOOTNOTE AMOUNTS:					15,000	15,000
	MISC SOIL BORINGS						
	FOOTNOTE AMOUNTS:					272,000	272,000
	GILBERT STREET RECONSTRUCTION (50% CONSTRUCTION AND ENGINEERING)						
	GL # FOOTNOTE TOTAL:					307,000	307,000
203-451-818.000-CENTERST21	CONTRACTUAL SERVICES		30,511	482,498	482,306		
203-451-818.000-GARFIELD21	CONTRACTUAL SERVICES	59,786					
203-451-818.000-GLENWOOD21	CONTRACTUAL SERVICES	153,031					
203-451-818.000-LEESTR2022	CONTRACTUAL SERVICES	988	48,547	207,000	163,565		
203-451-818.000-LINCOLNAVE	CONTRACTUAL SERVICES	145,875					
203-451-818.000-MAPLESTR21	CONTRACTUAL SERVICES	178,420					
203-451-818.000-MCMILLIANA	CONTRACTUAL SERVICES	131,024					
203-451-818.000-PARKST2021	CONTRACTUAL SERVICES	123,278					
203-451-818.000-PEARCEST21	CONTRACTUAL SERVICES	119,325					
Totals for dept 451 - CONSTRUCTION		911,224	79,885	714,748	645,939	807,350	307,350
Dept 463 - STREET MAINTENANCE							
203-463-702.200	WAGES	32,179	50,182	54,781	35,236		51,074
	FOOTNOTE AMOUNTS:						51,074
	8 DPW STREET POSITIONS AT 14%						
203-463-702.300	OVERTIME		1,830	2,500	2,059		2,580
203-463-715.000	SOCIAL SECURITY (FICA)		3,946	4,382	2,821		4,105
203-463-716.000	FRINGES	47,609					
203-463-716.100	HEALTH INSURANCE		15,314	23,027	10,118		16,226
203-463-716.200	DENTAL INSURANCE		577	802	501		1,485
203-463-716.300	OPTICAL INSURANCE		77	124	47		180

04/29/2024 04:50 PM
User: BABarrett
DB: Owosso

BUDGET REPORT FOR CITY OF OWOSSO
Fund: 203 LOCAL STREET FUND
Calculations as of 06/30/2024

Page: 25/61

GL NUMBER	DESCRIPTION	2021-22 ACTIVITY	2022-23 ACTIVITY	2023-24 AMENDED BUDGET	2023-24 ACTIVITY THRU 06/30/24	2024-25 REQUESTED BUDGET	2024-25 RECOMMENDED BUDGET
APPROPRIATIONS							
Dept 463 - STREET MAINTENANCE							
203-463-716.400	LIFE INSURANCE		194	262	161		228
203-463-716.500	DISABILITY INSURANCE		319	562	340		535
203-463-717.000	UNEMPLOYMENT INSURANCE						12
203-463-718.200	DEFINED CONTRIBUTION		1,856	2,102	1,683		2,684
203-463-719.000	WORKERS' COMPENSATION		118	3,450	2,711		3,264
203-463-728.000	OPERATING SUPPLIES	19,891	14,567	13,000	13,266	750	13,000
203-463-818.000	CONTRACTUAL SERVICES	206,848	214,703	260,000	199,965	335,000	335,000
	FOOTNOTE AMOUNTS:					15,000	15,000
	STREET PATCH PROGRAM						
	FOOTNOTE AMOUNTS:					80,000	80,000
	SIDEWALK PROGRAM - PO 45701						
	FOOTNOTE AMOUNTS:					85,000	85,000
	STORM SEWER LINING						
	FOOTNOTE AMOUNTS:					20,000	20,000
	STORM SEWER TELEVISIONING						
	FOOTNOTE AMOUNTS:					10,000	10,000
	PAVEMENT MARKINGS						
	FOOTNOTE AMOUNTS:					50,000	50,000
	CHIP SEAL PROGRAM - PO 45700						
	FOOTNOTE AMOUNTS:					75,000	75,000
	DRAINAGE PROJECTS						
	GL # FOOTNOTE TOTAL:					335,000	335,000
203-463-818.000-SRTS2024GR	CONTRACTUAL SERVICES		14,299	205,000	10,981	220,000	220,000
	FOOTNOTE AMOUNTS:					185,000	185,000
	SAFE ROUTES TO SCHOOL CONSTRUCTION (50% OF LOCAL STREET TOTAL)						
	FOOTNOTE AMOUNTS:					35,000	35,000
	SAFE ROUTES TO SCHOOL ENGINEERING (50% OF LOCAL STREET TOTAL)						
	GL # FOOTNOTE TOTAL:					220,000	220,000
203-463-940.000	EQUIPMENT RENTAL	63,127	61,288	50,000	44,887		66,000
Totals for dept 463 - STREET MAINTENANCE		369,654	379,270	619,992	324,776	555,750	716,373
Dept 474 - TRAFFIC SERVICES-MAINTENANCE							
203-474-702.200	WAGES	1,240					
203-474-716.000	FRINGES	1,726					
203-474-728.000	OPERATING SUPPLIES	4,257	3,533	500	476	500	500
203-474-940.000	EQUIPMENT RENTAL	1,063	281	1,000	256		1,000
Totals for dept 474 - TRAFFIC SERVICES-MAINTENANCE		8,286	3,814	1,500	732	500	1,500
Dept 478 - SNOW & ICE CONTROL							
203-478-702.200	WAGES	13,341	14,338	15,652	10,063		14,593
	FOOTNOTE AMOUNTS:						14,593
	8 DPW STREET EMPLOYEES AT 4%						
203-478-702.300	OVERTIME		7,225	3,000	2,446		3,100
203-478-715.000	SOCIAL SECURITY (FICA)		1,311	1,427	947		1,354
203-478-716.000	FRINGES	17,136					
203-478-716.100	HEALTH INSURANCE		4,367	6,579	2,891		4,636

04/29/2024 04:50 PM
User: BBarrett
DB: Owosso

BUDGET REPORT FOR CITY OF OWOSSO
Fund: 203 LOCAL STREET FUND
Calculations as of 06/30/2024

Page: 26/61

GL NUMBER	DESCRIPTION	2021-22 ACTIVITY	2022-23 ACTIVITY	2023-24 AMENDED BUDGET	2023-24 ACTIVITY THRU 06/30/24	2024-25 REQUESTED BUDGET	2024-25 RECOMMENDED BUDGET
APPROPRIATIONS							
Dept 478 - SNOW & ICE CONTROL							
203-478-716.200	DENTAL INSURANCE		164	229	143		424
203-478-716.300	OPTICAL INSURANCE		22	36	13		52
203-478-716.400	LIFE INSURANCE		74	75	46		65
203-478-716.500	DISABILITY INSURANCE		115	161	97		153
203-478-717.000	UNEMPLOYMENT INSURANCE						12
203-478-718.200	DEFINED CONTRIBUTION		596	933	568		767
203-478-719.000	WORKERS' COMPENSATION		34	986	772		932
203-478-728.000	OPERATING SUPPLIES	13,950	14,485	12,500	10,682	20,000	20,000
203-478-940.000	EQUIPMENT RENTAL	46,229	31,264	31,000	15,151	35,000	33,168
Totals for dept 478 - SNOW & ICE CONTROL		90,656	73,995	72,578	43,819	55,000	79,256
Dept 480 - TREE TRIMMING							
203-480-702.200	WAGES	25,052	21,507	23,477	15,095		21,889
203-480-702.300	OVERTIME		1,156	2,500	1,836		2,583
203-480-715.000	SOCIAL SECURITY (FICA)		1,720	1,988	1,281		1,872
203-480-716.000	FRINGES	36,919					
203-480-716.100	HEALTH INSURANCE		6,710	9,868	4,337		6,954
203-480-716.200	DENTAL INSURANCE		252	344	215		636
203-480-716.300	OPTICAL INSURANCE		34	54	20		77
203-480-716.400	LIFE INSURANCE		82	113	70		98
203-480-716.500	DISABILITY INSURANCE		138	241	146		229
203-480-717.000	UNEMPLOYMENT						12
203-480-718.200	DEFINED CONTRIBUTION		796	1,234	764		1,150
203-480-719.000	WORKERS' COMPENSATION		51	1,478	1,152		1,399
203-480-728.000	OPERATING SUPPLIES	87	188	250	153	800	800
203-480-818.000	CONTRACTUAL SERVICES	27,600	18,331	30,000	2,300	30,000	30,000
203-480-940.000	EQUIPMENT RENTAL	58,663	80,613	57,000	49,125	60,000	58,710
Totals for dept 480 - TREE TRIMMING		148,321	131,578	128,547	76,494	90,800	126,409
Dept 482 - ADMINISTRATION & ENGINEERING							
203-482-702.100	SALARIES	47,280	29,621	26,000	20,329		26,428
FOOTNOTE AMOUNTS:							26,428
CITY ENGINEER AT 30%							
203-482-702.200	WAGES		11,346	21,319	13,476		17,727
FOOTNOTE AMOUNTS:							6,033
PT ENGINEERING AID AT 30%							
FOOTNOTE AMOUNTS:							11,694
ASSET MANAGEMENT SPECIALIST AT 25%							
GL # FOOTNOTE TOTAL:							17,727
203-482-715.000	SOCIAL SECURITY (FICA)	3,461	3,018	3,270	2,495		3,378
203-482-716.100	HEALTH INSURANCE	6,778	6,050	7,021	5,058		7,615
203-482-716.200	DENTAL INSURANCE	254	322	345	332		817
203-482-716.300	OPTICAL INSURANCE	37	48	53	41		100
203-482-716.400	LIFE INSURANCE	194	215	205	186		231
203-482-716.500	DISABILITY INSURANCE	307	411	493	377		469
203-482-717.000	UNEMPLOYMENT INSURANCE	3	11	9	4		12

BUDGET REPORT FOR CITY OF OWOSSO
Fund: 203 LOCAL STREET FUND
Calculations as of 06/30/2024

GL NUMBER	DESCRIPTION	2021-22 ACTIVITY	2022-23 ACTIVITY	2023-24 AMENDED BUDGET	2023-24 ACTIVITY THRU 06/30/24	2024-25 REQUESTED BUDGET	2024-25 RECOMMENDED BUDGET
APPROPRIATIONS							
Dept 482 - ADMINISTRATION & ENGINEERING							
203-482-718.200	DEFINED CONTRIBUTION	2,217	3,288	3,322	2,638		3,431
203-482-719.000	WORKERS' COMPENSATION	176	232	303	235		269
203-482-728.400	OFFICE SUPPLIES		348	500	516	750	750
203-482-801.000	PROFESSIONAL SERVICES: ADMINISTRATION	132	458	1,905	1,690	500	1,000
203-482-818.000	CONTRACTUAL SERVICES		348		512	200	200
203-482-818.500	AUDIT	960	900	1,645	1,645	1,500	1,628
203-482-956.000	EDUCATION & TRAINING	193	290	500	125	750	750
203-482-978.000	EQUIPMENT			1,550	1,527	2,500	1,200
203-482-995.101	TRANSFER TO GENERAL FUND	11,403	87,359	53,732	28,014		56,485
Totals for dept 482 - ADMINISTRATION & ENGINEERING		73,395	144,265	122,172	79,200	6,200	122,490
TOTAL APPROPRIATIONS		1,601,536	812,807	1,659,537	1,170,960	1,515,600	1,353,378
NET OF REVENUES/APPROPRIATIONS - FUND 203		(41,423)	245,698	(560,717)	(549,091)	(1,515,600)	(210,022)
BEGINNING FUND BALANCE		1,282,648	1,241,228	1,487,217	1,487,217	976,820	976,820
FUND BALANCE ADJUSTMENTS			291	38,694	38,694		
ENDING FUND BALANCE		1,241,225	1,487,217	965,194	976,820	(538,780)	766,798

Calculations as of 06/30/2024

GL NUMBER	DESCRIPTION	2021-22 ACTIVITY	2022-23 ACTIVITY	2023-24 AMENDED BUDGET	2023-24 ACTIVITY THRU 06/30/24	2024-25 REQUESTED BUDGET	2024-25 RECOMMENDED BUDGET
ESTIMATED REVENUES							
Dept 000 - REVENUE							
208-000-573.000	LOCAL COMMUNITY STABILIZATION SHAF	2,644					
208-000-665.000	INTEREST INCOME	21	929	1,000	1,370		500
208-000-674.100	PRIVATE DONATIONS		10,000	4,046	8,046		8,000
	FOOTNOTE AMOUNTS:						8,000
	MURAL GRANT						
Totals for dept 000 - REVENUE		2,665	10,929	5,046	9,416		8,500
TOTAL ESTIMATED REVENUES		2,665	10,929	5,046	9,416		8,500
APPROPRIATIONS							
Dept 751 - PARKS							
208-751-728.000	OPERATING SUPPLIES	2,100	143	7,786	1,911		
208-751-930.000	BUILDING MAINTENANCE	231	152	10,000	6,373	31,700	31,700
	FOOTNOTE AMOUNTS:					7,700	7,700
	PICKLEBALL COURT IMPROVEMENTS						
	FOOTNOTE AMOUNTS:					12,000	12,000
	GRAND AVE PARK IMPROVEMENTS						
	FOOTNOTE AMOUNTS:					12,000	12,000
	AMPHITHEATER MURAL (GRANT TO COVER 8K)						
	GL # FOOTNOTE TOTAL:					31,700	31,700
208-751-974.000	SYSTEM IMPROVEMENTS	63,266	27,164	7,730	4,029		
208-751-974.000-JMLAUNCH21	SYSTEM IMPROVEMENTS	178	35,908	500	302		
208-751-974.000-WARMCENTER	SYSTEM IMPROVEMENTS	15,759					
Totals for dept 751 - PARKS		81,534	63,367	26,016	12,615	31,700	31,700
TOTAL APPROPRIATIONS		81,534	63,367	26,016	12,615	31,700	31,700
NET OF REVENUES/APPROPRIATIONS - FUND 208		(78,869)	(52,438)	(20,970)	(3,199)	(31,700)	(23,200)
BEGINNING FUND BALANCE		160,083	81,214	28,775	28,775	25,576	25,576
ENDING FUND BALANCE		81,214	28,776	7,805	25,576	(6,124)	2,376

04/29/2024 04:50 PM
User: BBarrett
DB: Owosso

BUDGET REPORT FOR CITY OF OWOSSO
Fund: 239 OMS/DDA REVLG LOAN FUND

Page: 29/61

Calculations as of 06/30/2024

GL NUMBER	DESCRIPTION	2021-22 ACTIVITY	2022-23 ACTIVITY	2023-24 AMENDED BUDGET	2023-24 ACTIVITY THRU 06/30/24	2024-25 REQUESTED BUDGET	2024-25 RECOMMENDED BUDGET
ESTIMATED REVENUES							
Dept 000 - REVENUE							
239-000-644.000	PENALTIES - LATE CHARGES	33	235	250	176		250
239-000-665.000	INTEREST INCOME	1,133	11,415	10,500	15,643		10,000
239-000-670.000	LOAN PRINCIPAL	838			7,535		
239-000-670.100	LOAN INTEREST	13,937	20,744	20,000	12,549		15,000
239-000-675.000	MISCELLANEOUS		75				
Totals for dept 000 - REVENUE		15,941	32,469	30,750	35,903		25,250
TOTAL ESTIMATED REVENUES		15,941	32,469	30,750	35,903		25,250
APPROPRIATIONS							
Dept 200 - GEN SERVICES							
239-200-818.000	CONTRACTUAL SERVICES	6,197	21,005	2,000	1,840		2,000
239-200-818.500	AUDIT	640	600	814	814		814
239-200-958.000	BAD DEBT EXPENSE	78,636	2,895	41,157	41,157		
Totals for dept 200 - GEN SERVICES		85,473	24,500	43,971	43,811		2,814
TOTAL APPROPRIATIONS		85,473	24,500	43,971	43,811		2,814
NET OF REVENUES/APPROPRIATIONS - FUND 239		(69,532)	7,969	(13,221)	(7,908)		22,436
BEGINNING FUND BALANCE		1,198,457	1,128,925	1,136,055	1,136,055	1,128,147	1,128,147
FUND BALANCE ADJUSTMENTS			(838)				
ENDING FUND BALANCE		1,128,925	1,136,056	1,122,834	1,128,147	1,128,147	1,150,583

Calculations as of 06/30/2024

GL NUMBER	DESCRIPTION	2021-22 ACTIVITY	2022-23 ACTIVITY	2023-24 AMENDED BUDGET	2023-24 ACTIVITY THRU 06/30/24	2024-25 REQUESTED BUDGET	2024-25 RECOMMENDED BUDGET
ESTIMATED REVENUES							
Dept 000 - REVENUE							
243-000-402.300	OBRA:TAX CAPTURE	123,325	126,957	128,132	128,132		135,052
243-000-402.300-BRA-DIST22	OBRA:TAX CAPTURE				10		16
243-000-573.000	LOCAL COMMUNITY STABILIZATION SHAF		2,602	6,010	6,010		
243-000-665.000	INTEREST INCOME		1,851	50	51		50
Totals for dept 000 - REVENUE		123,325	131,410	134,192	134,203		135,118
TOTAL ESTIMATED REVENUES		123,325	131,410	134,192	134,203		135,118
APPROPRIATIONS							
Dept 721 - PROFESSIONAL SERVICES							
243-721-801.000	PROFESSIONAL SERVICES: ADMINISTRAT	1,000		1,000			2
243-721-801.000-BRA-DIST22	PROFESSIONAL SERVICES: ADMINISTRAT						
243-721-801.000-BRA-DIST23	PROFESSIONAL SERVICES: ADMINISTRAT				57		
243-721-995.101	TRANSFER TO GENERAL FUND		1,000		1,000		1,000
243-721-995.101-BRA-DIST22	TRANSFER TO GENERAL FUND				1		1
Totals for dept 721 - PROFESSIONAL SERVICES		1,000	1,000	1,000	1,058		1,003
Dept 901 - CAPITAL OUTLAY							
243-901-965.446	CAPITAL CONTRIBUTION		50,000				
Totals for dept 901 - CAPITAL OUTLAY			50,000				
Dept 964 - TAX REIMBURSEMENTS							
243-964-969.000	DEVELOPER REIMBURSEMENT		200,884	133,142			134,052
243-964-969.000-BRA-DIST22	DEVELOPER REIMBURSEMENT						13
Totals for dept 964 - TAX REIMBURSEMENTS			200,884	133,142			134,065
TOTAL APPROPRIATIONS		1,000	251,884	134,142	1,058		135,068
NET OF REVENUES/APPROPRIATIONS - FUND 243		122,325	(120,474)	50	133,145		50
BEGINNING FUND BALANCE			122,325	1,851	1,851	134,996	134,996
ENDING FUND BALANCE		122,325	1,851	1,901	134,996	134,996	135,046

04/29/2024 04:50 PM
User: BBarrett
DB: Owosso

BUDGET REPORT FOR CITY OF OWOSSO
Fund: 248 DOWNTOWN DEVELOPMENT AUTHORITY

Page: 31/61

Calculations as of 06/30/2024

GL NUMBER	DESCRIPTION	2021-22 ACTIVITY	2022-23 ACTIVITY	2023-24 AMENDED BUDGET	2023-24 ACTIVITY THRU 06/30/24	2024-25 REQUESTED BUDGET	2024-25 RECOMMENDED BUDGET
ESTIMATED REVENUES							
Dept 000 - REVENUE							
248-000-402.000	GENERAL PROPERTY TAX		30,510	35,246	32,445		38,963
248-000-402.100	TIF		205,218	218,644	218,644		234,378
248-000-540.000	STATE SOURCES		38,240	6,760	6,760		
248-000-540.000-MATCHMAIN2	STATE SOURCES			25,000	25,000		
248-000-573.000	LOCAL COMMUNITY STABILIZATION SHAF		18,728	24,228	24,228		21,478
248-000-605.200	CHARGE FOR SERVICES RENDERED	42,305					
248-000-665.000	INTEREST INCOME		1,844	5,478	4,742		5,000
248-000-670.100	LOAN INTEREST		2,253	1,844	1,510		1,577
248-000-674.400	INCOME-PROMOTION		24,940	15,000	15,667		15,000
248-000-674.700	EV STATION REVENUE		1,224	1,620	2,109		2,400
248-000-675.000	MISCELLANEOUS		(11,677)	47	47		
248-000-699.101	TRANFERS FROM GENERAL FUND	12,537	27,969	33,921	24,251		35,133
	FOOTNOTE AMOUNTS:						35,133
	60 (DDA)/40 (GENERAL FUND) AGREEMENT REGARDING DDA DIRECTOR POSITION						
248-000-699.287	ARPA TRANSFER IN		7,800				
Totals for dept 000 - REVENUE		54,842	347,049	367,788	355,403		353,929
TOTAL ESTIMATED REVENUES		54,842	347,049	367,788	355,403		353,929
APPROPRIATIONS							
Dept 200 - GEN SERVICES							
248-200-728.000	OPERATING SUPPLIES	1,804	2,061	1,500	238		500
248-200-801.000	PROFESSIONAL SERVICES: ADMINISTRAT	100					
248-200-810.000	INSURANCE & BONDS	3,000	3,000	3,000	2,907		2,994
248-200-818.000	CONTRACTUAL SERVICES	4,350	23,886	30,000	10,609		30,000
248-200-818.500	AUDIT			1,200	1,221		1,221
248-200-920.000	UTILITIES		2,786	3,000	3,062		2,955
248-200-920.100	ELECTRICITY-EV STATION		1,227	2,000	1,350		2,400
248-200-920.300	TELEPHONE	396	495	520	400		520
248-200-930.000	BUILDING MAINTENANCE - DPW		35,433	42,000	24,507		20,000
248-200-940.000	EQUIPMENT RENTAL - DPW		402	8,000	4,880		8,000
248-200-955.000	MEMBERSHIPS & DUES		335	1,000	200		800
248-200-956.000	EDUCATION & TRAINING		326	3,000	1,672	500	3,000
248-200-969.000	DEVELOPER REIMBURSEMENT		30,694	32,086			33,690
	FOOTNOTE AMOUNTS:						33,690
	AGREEMENT WITH ARMORY						
248-200-995.101	TRANSFER TO GENERAL FUND		10,340	83,703	75,732		134,024
	FOOTNOTE AMOUNTS:						11,724
	5% OR TIF FOR FINANCIAL SERVICES PROVIDED						
	FOOTNOTE AMOUNTS:						68,300
	SIDEWALK BOND PAYMENT 55000P / 12800I / 500 PAYING AGENT						
	FOOTNOTE AMOUNTS:						54,000
	DDA STREETLIGHT PROJECT						
GL # FOOTNOTE TOTAL:							134,024
Totals for dept 200 - GEN SERVICES		9,650	110,985	211,009	126,778	500	240,104

04/29/2024 04:50 PM
User: BBarrett
DB: Owosso

BUDGET REPORT FOR CITY OF OWOSSO
Fund: 248 DOWNTOWN DEVELOPMENT AUTHORITY

Page: 32/61

Calculations as of 06/30/2024

GL NUMBER	DESCRIPTION	2021-22 ACTIVITY	2022-23 ACTIVITY	2023-24 AMENDED BUDGET	2023-24 ACTIVITY THRU 06/30/24	2024-25 REQUESTED BUDGET	2024-25 RECOMMENDED BUDGET
APPROPRIATIONS							
Dept 261 - GENERAL ADMIN							
248-261-702.100	SALARIES	40,300	50,458	64,480	50,792		66,608
248-261-702.200	WAGES		242	250	32		250
248-261-702.300	OVERTIME		106	1,000	513		1,000
248-261-702.800	ACCRUED SICK LEAVE		868				
248-261-703.000	OTHER COMPENSATION		2,480				
248-261-715.000	SOCIAL SECURITY (FICA)	3,086	4,147	5,029	3,929		5,191
248-261-716.100	HEALTH INSURANCE	9,514	10,819	7,400	6,237		7,703
248-261-716.200	DENTAL INSURANCE	374	401	252	233		576
248-261-716.300	OPTICAL INSURANCE	63	64	36	26		62
248-261-716.400	LIFE INSURANCE	246	370	504	422		526
248-261-716.500	DISABILITY INSURANCE	248	542	968	575		837
248-261-717.000	UNEMPLOYMENT INSURANCE	76	1	6	10		25
248-261-718.200	DEFINED CONTRIBUTION	2,876	823	5,803	(2,307)		5,995
248-261-719.000	WORKERS' COMPENSATION	440	382	420	355		406
Totals for dept 261 - GENERAL ADMIN		57,223	71,703	86,148	60,817		89,179
Dept 704 - ORGANIZATION							
248-704-728.000	SUPPLIES		34	250	133		250
248-704-818.000	WORK PLAN EXPENDITURE		2,168	1,250	18		500
Totals for dept 704 - ORGANIZATION			2,202	1,500	151		750
Dept 705 - PROMOTION							
248-705-802.000	ADVERTISEMENT		1,052	200			400
248-705-818.000	WORK PLAN EXPENDITURES		2,702	3,000	2,015		5,000
248-705-818.730	ART WALK		602				
248-705-818.750	GLOW		6,531	6,531	4,190		6,500
248-705-818.760	RETAIL EVENTS		135	135			150
248-705-818.770	MOTORCYCLE DAYS		571	2,800	2,560		2,500
248-705-818.780	CHOCOLATE WALK		1,012	500	82		500
248-705-818.790	NYE BLOCK PARTY		3,478	4,539	4,439		
Totals for dept 705 - PROMOTION			16,083	17,705	13,286		15,050
Dept 706 - DESIGN							
248-706-818.000	WORK PLAN EXPENDITURES		2,056	5,000	1,580		7,000
248-706-818.700	CONTRACTUAL SERVICES-FLOWERS		4,086	2,000			
Totals for dept 706 - DESIGN			6,142	7,000	1,580		7,000
Dept 707 - ECONOMIC VITALITY							
248-707-818.000	WORK PLAN EXPENDITURES			1,500	199		1,500
248-707-818.000-MATCHMAIN2	CONTRACTUAL SERVICES			25,000	25,000		
248-707-818.000-MTCHONMAIN	CONTRACTUAL SERVICES		25,000				
248-707-818.000-VIBRANCY22	CONTRACTUAL SERVICES		18,240	4,983	4,983		
Totals for dept 707 - ECONOMIC VITALITY			43,240	31,483	30,182		1,500
Dept 901 - CAPITAL OUTLAY							
248-901-965.585-DDASTRLITE	CAPITAL CONTRIBUTION-DDA		7,800				

Calculations as of 06/30/2024

GL NUMBER	DESCRIPTION	2021-22 ACTIVITY	2022-23 ACTIVITY	2023-24 AMENDED BUDGET	2023-24 ACTIVITY THRU 06/30/24	2024-25 REQUESTED BUDGET	2024-25 RECOMMENDED BUDGET
APPROPRIATIONS							
Dept 901 - CAPITAL OUTLAY							
Totals for dept 901 - CAPITAL OUTLAY			7,800				
Dept 905 - DEBT SERVICE							
248-905-991.100	PRINCIPAL		4,696	21,650	21,643		
248-905-993.000	INTEREST		736	500	413		
Totals for dept 905 - DEBT SERVICE			5,432	22,150	22,056		
Dept 966 - TRANSFERS OUT							
248-966-995.304	TRANSFER TO DEBT 2009 LTGO FUND		72,500				
Totals for dept 966 - TRANSFERS OUT			72,500				
TOTAL APPROPRIATIONS		66,873	336,087	376,995	254,850	500	353,583
NET OF REVENUES/APPROPRIATIONS - FUND 248		(12,031)	10,962	(9,207)	100,553	(500)	346
BEGINNING FUND BALANCE			(12,030)	151,213	151,213	251,766	251,766
FUND BALANCE ADJUSTMENTS			152,278				
ENDING FUND BALANCE		(12,031)	151,210	142,006	251,766	251,266	252,112

04/29/2024 04:50 PM
User: BBarrett
DB: Owosso

BUDGET REPORT FOR CITY OF OWOSSO
Fund: 249 BUILDING INSPECTION FUND

Page: 34/61

Calculations as of 06/30/2024

GL NUMBER	DESCRIPTION	2021-22 ACTIVITY	2022-23 ACTIVITY	2023-24 AMENDED BUDGET	2023-24 ACTIVITY THRU 06/30/24	2024-25 REQUESTED BUDGET	2024-25 RECOMMENDED BUDGET
ESTIMATED REVENUES							
Dept 000 - REVENUE							
249-000-476.100	MARIJUANA LICENSE FEE		75,000	80,000	50,000		55,000
249-000-490.000	PERMITS-BUILDING		104,983	117,352	87,939		105,000
249-000-490.100	PERMITS-ELECTRICAL		34,250	31,200	26,515		30,000
249-000-490.200	PERMITS-PLUMBING & MECHANICAL		81,625	58,534	51,410		55,000
249-000-628.000	RENTAL REGISTRATION			70,000	60,050		9,000
249-000-665.000	INTEREST INCOME		3,206	5,000	6,904		5,000
249-000-675.000	MISCELLANEOUS		25	25	25		
Totals for dept 000 - REVENUE			299,089	362,111	282,843		259,000
TOTAL ESTIMATED REVENUES			299,089	362,111	282,843		259,000
APPROPRIATIONS							
Dept 200 - GEN SERVICES							
249-200-702.100	SALARIES		56,924	60,002	47,604		61,982
	FOOTNOTE AMOUNTS:						61,982
	BUILDING/PLANNING DIRECTOR AT 85%						
249-200-702.200	WAGES		11,028	16,492	9,460		11,356
	FOOTNOTE AMOUNTS:						11,356
	PT BUILDING/PLANNING ADMIN ASSISTANT AT 50%						
249-200-702.800	ACCRUED SICK LEAVE			679	679		1,000
249-200-703.000	OTHER COMPENSATION			815	815		1,000
249-200-715.000	SOCIAL SECURITY (FICA)		5,213	5,966	4,492		5,764
249-200-716.100	HEALTH INSURANCE		13,696	13,154	7,364		6,548
249-200-716.200	DENTAL INSURANCE		242	242	198		490
249-200-716.300	OPTICAL INSURANCE		42	27	22		50
249-200-716.400	LIFE INSURANCE		430	478	395		492
249-200-716.500	DISABILITY INSURANCE		711	753	626		780
249-200-717.000	UNEMPLOYMENT INSURANCE		1	12	3		12
249-200-718.200	DEFINED CONTRIBUTION		5,650	5,535	4,419		5,578
249-200-719.000	WORKERS' COMPENSATION		289	298	246		354
249-200-728.000	OPERATING SUPPLIES		758	1,450	449	2,500	2,500
249-200-728.400	OFFICE SUPPLIES		488	550	696	600	600
249-200-801.000	PROFESSIONAL SERVICES: ADMINISTRATION		563	1,500	2,438	1,500	1,500
249-200-956.000	EDUCATION & TRAINING		759	500	90	500	500
Totals for dept 200 - GEN SERVICES			96,794	108,453	79,996	5,100	100,506
Dept 371 - BUILDING AND SAFETY							
249-371-818.000	CONTRACTUAL SERVICES		156,087	158,661	116,321	159,151	161,834
	FOOTNOTE AMOUNTS:						161,834
	SAFEBUILT CONTRACT & ELECTRICAL INSPECTOR CONTRACT						
Totals for dept 371 - BUILDING AND SAFETY			156,087	158,661	116,321	159,151	161,834
TOTAL APPROPRIATIONS			252,881	267,114	196,317	164,251	262,340
NET OF REVENUES/APPROPRIATIONS - FUND 249			46,208	94,997	86,526	(164,251)	(3,340)

04/29/2024 04:50 PM
User: BBarrett
DB: Owosso

BUDGET REPORT FOR CITY OF OWOSSO
Fund: 249 BUILDING INSPECTION FUND

Calculations as of 06/30/2024

GL NUMBER	DESCRIPTION	2021-22 ACTIVITY	2022-23 ACTIVITY	2023-24 AMENDED BUDGET	2023-24 ACTIVITY THRU 06/30/24	2024-25 REQUESTED BUDGET	2024-25 RECOMMENDED BUDGET
	BEGINNING FUND BALANCE			185,382	185,382	271,908	271,908
	FUND BALANCE ADJUSTMENTS		139,173				
	ENDING FUND BALANCE		185,381	280,379	271,908	107,657	268,568

04/29/2024 04:50 PM
User: BBarrett
DB: Owosso

BUDGET REPORT FOR CITY OF OWOSSO
Fund: 254 HOUSING & REDEVELOPMENT

Page: 36/61

Calculations as of 06/30/2024

GL NUMBER	DESCRIPTION	2021-22 ACTIVITY	2022-23 ACTIVITY	2023-24 AMENDED BUDGET	2023-24 ACTIVITY THRU 06/30/24	2024-25 REQUESTED BUDGET	2024-25 RECOMMENDED BUDGET
ESTIMATED REVENUES							
Dept 000 - REVENUE							
254-000-540.000-114116MAIN	STATE SOURCES		10,988	712,192	357,212		
254-000-540.000-MSHDANEP23	STATE SOURCES			74,910	74,910		
254-000-540.000-MSHDANEP24	STATE SOURCES						72,500
254-000-540.000-MSHDMIHOPE	STATE SOURCES						53,000
254-000-665.000	INTEREST INCOME			1,800	2,246		
254-000-675.000-114116MAIN	MISCELLANEOUS		11,855	515,060	228,359		
Totals for dept 000 - REVENUE			22,843	1,303,962	662,727		125,500
TOTAL ESTIMATED REVENUES			22,843	1,303,962	662,727		125,500
APPROPRIATIONS							
Dept 200 - GEN SERVICES							
254-200-818.000	CONTRACTUAL SERVICES		28				
254-200-818.000-114116MAIN	CONTRACTUAL SERVICES		23,583	1,224,835	584,830		
254-200-818.000-MSHDANEP23	CONTRACTUAL SERVICES			71,956	71,955		
254-200-818.000-MSHDANEP24	CONTRACTUAL SERVICES						70,000
254-200-818.000-MSHDMIHOPE	CONTRACTUAL SERVICES				63		50,000
254-200-995.101	TRANSFER TO GENERAL FUND			2,955			5,500
Totals for dept 200 - GEN SERVICES			23,611	1,299,746	656,848		125,500
TOTAL APPROPRIATIONS			23,611	1,299,746	656,848		125,500
NET OF REVENUES/APPROPRIATIONS - FUND 254			(768)	4,216	5,879		
BEGINNING FUND BALANCE				(769)	(769)	5,110	5,110
ENDING FUND BALANCE			(768)	3,447	5,110	5,110	5,110

04/29/2024 04:50 PM
User: BABarrett
DB: Owosso

BUDGET REPORT FOR CITY OF OWOSSO
Fund: 259 OBRA-DIST#15 -ARMORY BUILDING

Calculations as of 06/30/2024

GL NUMBER	DESCRIPTION	2021-22 ACTIVITY	2022-23 ACTIVITY	2023-24 AMENDED BUDGET	2023-24 ACTIVITY THRU 06/30/24	2024-25 REQUESTED BUDGET	2024-25 RECOMMENDED BUDGET
ESTIMATED REVENUES							
Dept 000 - REVENUE							
259-000-402.300	OBRA:TAX CAPTURE	70,939	44,709	48,717	48,717		48,103
Totals for dept 000 - REVENUE		70,939	44,709	48,717	48,717		48,103
TOTAL ESTIMATED REVENUES		70,939	44,709	48,717	48,717		48,103
APPROPRIATIONS							
Dept 721 - PROFESSIONAL SERVICES							
259-721-801.000	PROFESSIONAL SERVICES: ADMINISTRATIVE	5,690	4,155	4,292	4,292		4,732
259-721-995.101	TRANSFER TO GENERAL FUND		1,500	1,500	1,500		1,500
Totals for dept 721 - PROFESSIONAL SERVICES		5,690	5,655	5,792	5,792		6,232
Dept 964 - TAX REIMBURSEMENTS							
259-964-969.000	DEVELOPER REIMBURSEMENT	65,284	38,916	42,680			41,871
Totals for dept 964 - TAX REIMBURSEMENTS		65,284	38,916	42,680			41,871
TOTAL APPROPRIATIONS		70,974	44,571	48,472	5,792		48,103
NET OF REVENUES/APPROPRIATIONS - FUND 259		(35)	138	245	42,925		
BEGINNING FUND BALANCE		4,190	4,155	4,293	4,293	47,218	47,218
ENDING FUND BALANCE		4,155	4,293	4,538	47,218	47,218	47,218

04/29/2024 04:50 PM
User: BABarrett
DB: Owosso

BUDGET REPORT FOR CITY OF OWOSSO
Fund: 272 OBRA FUND-DISTRICT #17 CARGILL (PREV #8)

Page: 38/61

Calculations as of 06/30/2024

GL NUMBER	DESCRIPTION	2021-22 ACTIVITY	2022-23 ACTIVITY	2023-24 AMENDED BUDGET	2023-24 ACTIVITY THRU 06/30/24	2024-25 REQUESTED BUDGET	2024-25 RECOMMENDED BUDGET
ESTIMATED REVENUES							
Dept 000 - REVENUE							
272-000-402.300	OBRA:TAX CAPTURE	178,372	188,331	198,942	198,943		209,874
Totals for dept 000 - REVENUE		178,372	188,331	198,942	198,943		209,874
TOTAL ESTIMATED REVENUES		178,372	188,331	198,942	198,943		209,874
APPROPRIATIONS							
Dept 721 - PROFESSIONAL SERVICES							
272-721-801.000	PROFESSIONAL SERVICES: ADMINISTRATIVE	10,132	10,306	10,720	10,720		12,050
Totals for dept 721 - PROFESSIONAL SERVICES		10,132	10,306	10,720	10,720		12,050
Dept 905 - DEBT SERVICE							
272-905-991.100	PRINCIPAL	131,446		137,710			140,953
272-905-993.000	INTEREST	36,553	33,457	30,289	30,288		27,046
Totals for dept 905 - DEBT SERVICE		167,999	33,457	167,999	30,288		167,999
TOTAL APPROPRIATIONS		178,131	43,763	178,719	41,008		180,049
NET OF REVENUES/APPROPRIATIONS - FUND 272		241	144,568	20,223	157,935		29,825
BEGINNING FUND BALANCE		10,132	10,374	(1,342,386)	(1,342,386)	(1,184,451)	(1,184,451)
FUND BALANCE ADJUSTMENTS			(1,497,328)				
ENDING FUND BALANCE		10,373	(1,342,386)	(1,322,163)	(1,184,451)	(1,184,451)	(1,154,626)

GL NUMBER	DESCRIPTION	2021-22 ACTIVITY	2022-23 ACTIVITY	2023-24 AMENDED BUDGET	2023-24 ACTIVITY THRU 06/30/24	2024-25 REQUESTED BUDGET	2024-25 RECOMMENDED BUDGET
ESTIMATED REVENUES							
Dept 000 - REVENUE							
273-000-402.300	OBRA:TAX CAPTURE	3,228	3,667	4,262	4,262		4,878
273-000-573.000	LOCAL COMMUNITY STABILIZATION SHAF		560	559	559		
273-000-665.000	INTEREST INCOME		728	1,000	1,355		1,000
Totals for dept 000 - REVENUE		3,228	4,955	5,821	6,176		5,878
TOTAL ESTIMATED REVENUES		3,228	4,955	5,821	6,176		5,878
APPROPRIATIONS							
Dept 721 - PROFESSIONAL SERVICES							
273-721-801.000	PROFESSIONAL SERVICES: ADMINISTRAT	1,200		1,200			
273-721-995.101	TRANSFER TO GENERAL FUND		1,200		1,200		1,200
Totals for dept 721 - PROFESSIONAL SERVICES		1,200	1,200	1,200	1,200		1,200
Dept 964 - TAX REIMBURSEMENTS							
273-964-969.000	DEVELOPER REIMBURSEMENT						3,678
Totals for dept 964 - TAX REIMBURSEMENTS							3,678
TOTAL APPROPRIATIONS		1,200	1,200	1,200	1,200		4,878
NET OF REVENUES/APPROPRIATIONS - FUND 273		2,028	3,755	4,621	4,976		1,000
BEGINNING FUND BALANCE		45,981	48,009	51,765	51,765	56,741	56,741
ENDING FUND BALANCE		48,009	51,764	56,386	56,741	56,741	57,741

04/29/2024 04:50 PM
User: BABarrett
DB: Owosso

BUDGET REPORT FOR CITY OF OWOSSO
Fund: 276 OBRA FUND DISTRICT #16 - QDOBA

Page: 40/61

Calculations as of 06/30/2024

GL NUMBER	DESCRIPTION	2021-22 ACTIVITY	2022-23 ACTIVITY	2023-24 AMENDED BUDGET	2023-24 ACTIVITY THRU 06/30/24	2024-25 REQUESTED BUDGET	2024-25 RECOMMENDED BUDGET
ESTIMATED REVENUES							
Dept 000 - REVENUE							
276-000-402.300	OBRA:TAX CAPTURE	9,526	10,308	11,264	11,264		12,253
276-000-665.000	INTEREST INCOME	2	14				
276-000-674.200	DONATIONS	18,645	17,864	17,550	17,550		17,623
Totals for dept 000 - REVENUE		28,173	28,186	28,814	28,814		29,876
TOTAL ESTIMATED REVENUES		28,173	28,186	28,814	28,814		29,876
APPROPRIATIONS							
Dept 721 - PROFESSIONAL SERVICES							
276-721-801.000	PROFESSIONAL SERVICES: ADMINISTRATIVE	535	550	3,300	3,237		704
276-721-995.101	TRANSFER TO GENERAL FUND				1,000		1,000
Totals for dept 721 - PROFESSIONAL SERVICES		535	550	3,300	4,237		1,704
Dept 905 - DEBT SERVICE							
276-905-991.100	PRINCIPAL	24,274	24,638	25,008	25,008		25,383
276-905-993.000	INTEREST	3,897	3,533	3,164	3,163		2,789
Totals for dept 905 - DEBT SERVICE		28,171	28,171	28,172	28,171		28,172
TOTAL APPROPRIATIONS		28,706	28,721	31,472	32,408		29,876
NET OF REVENUES/APPROPRIATIONS - FUND 276		(533)	(535)	(2,658)	(3,594)		
BEGINNING FUND BALANCE		9,507	8,974	8,439	8,439	4,845	4,845
ENDING FUND BALANCE		8,974	8,439	5,781	4,845	4,845	4,845

04/29/2024 04:50 PM
User: BABarrett
DB: Owosso

BUDGET REPORT FOR CITY OF OWOSSO
Fund: 277 OBRA FUND DISTRICT #20 - J&H OIL

Calculations as of 06/30/2024

GL NUMBER	DESCRIPTION	2021-22 ACTIVITY	2022-23 ACTIVITY	2023-24 AMENDED BUDGET	2023-24 ACTIVITY THRU 06/30/24	2024-25 REQUESTED BUDGET	2024-25 RECOMMENDED BUDGET
ESTIMATED REVENUES							
Dept 000 - REVENUE							
277-000-402.300	OBRA:TAX CAPTURE		51,180	53,950	53,950		54,752
277-000-540.000	STATE SOURCES	130,282					
Totals for dept 000 - REVENUE		130,282	51,180	53,950	53,950		54,752
TOTAL ESTIMATED REVENUES		130,282	51,180	53,950	53,950		54,752
APPROPRIATIONS							
Dept 721 - PROFESSIONAL SERVICES							
277-721-801.000	PROFESSIONAL SERVICES: ADMINISTRAT			2,809	2,809		3,144
277-721-995.101	TRANSFER TO GENERAL FUND		1,000	1,000	1,000		1,000
Totals for dept 721 - PROFESSIONAL SERVICES			1,000	3,809	3,809		4,144
Dept 901 - CAPITAL OUTLAY							
277-901-965.000	CAPITAL CONTRIBUTION-PRIVATE	130,282					
Totals for dept 901 - CAPITAL OUTLAY		130,282					
Dept 964 - TAX REIMBURSEMENTS							
277-964-969.000	DEVELOPER REIMBURSEMENT		47,371	49,977			50,608
Totals for dept 964 - TAX REIMBURSEMENTS			47,371	49,977			50,608
TOTAL APPROPRIATIONS		130,282	48,371	53,786	3,809		54,752
NET OF REVENUES/APPROPRIATIONS - FUND 277			2,809	164	50,141		
BEGINNING FUND BALANCE				2,809	2,809	52,950	52,950
ENDING FUND BALANCE			2,809	2,973	52,950	52,950	52,950

04/29/2024 04:50 PM
User: BABarrett
DB: Owosso

BUDGET REPORT FOR CITY OF OWOSSO
Fund: 283 OBRA FUND-DISTRICT#3-TIAL

Calculations as of 06/30/2024

GL NUMBER	DESCRIPTION	2021-22 ACTIVITY	2022-23 ACTIVITY	2023-24 AMENDED BUDGET	2023-24 ACTIVITY THRU 06/30/24	2024-25 REQUESTED BUDGET	2024-25 RECOMMENDED BUDGET
ESTIMATED REVENUES							
Dept 000 - REVENUE							
283-000-402.300	OBRA:TAX CAPTURE	27,562	28,400	14,986	14,987		16,824
283-000-573.000	LOCAL COMMUNITY STABILIZATION SHAF		613	611	611		
Totals for dept 000 - REVENUE		27,562	29,013	15,597	15,598		16,824
TOTAL ESTIMATED REVENUES		27,562	29,013	15,597	15,598		16,824
APPROPRIATIONS							
Dept 721 - PROFESSIONAL SERVICES							
283-721-801.000	PROFESSIONAL SERVICES: ADMINISTRAT	750					
283-721-995.101	TRANSFER TO GENERAL FUND		750	750	750		750
Totals for dept 721 - PROFESSIONAL SERVICES		750	750	750	750		750
Dept 905 - DEBT SERVICE							
283-905-991.100	PRINCIPAL	16,836	(1)	19,392	19,391		19,391
283-905-993.000	INTEREST	5,571	4,561				
Totals for dept 905 - DEBT SERVICE		22,407	4,560	19,392	19,391		19,391
Dept 964 - TAX REIMBURSEMENTS							
283-964-969.000	DEVELOPER REIMBURSEMENT	1,147					
Totals for dept 964 - TAX REIMBURSEMENTS		1,147					
TOTAL APPROPRIATIONS		24,304	5,310	20,142	20,141		20,141
NET OF REVENUES/APPROPRIATIONS - FUND 283		3,258	23,703	(4,545)	(4,543)		(3,317)
BEGINNING FUND BALANCE			3,258	(49,050)	(49,050)	(53,593)	(53,593)
FUND BALANCE ADJUSTMENTS			(76,011)				
ENDING FUND BALANCE		3,258	(49,050)	(53,595)	(53,593)	(53,593)	(56,910)

Calculations as of 06/30/2024

GL NUMBER	DESCRIPTION	2021-22 ACTIVITY	2022-23 ACTIVITY	2023-24 AMENDED BUDGET	2023-24 ACTIVITY THRU 06/30/24	2024-25 REQUESTED BUDGET	2024-25 RECOMMENDED BUDGET
ESTIMATED REVENUES							
Dept 000 - REVENUE							
284-000-665.000	INTEREST INCOME		7		102		100
284-000-685.000	OPIOID SETTLEMENT REVENUE		20,730	5,185	5,185		
	Totals for dept 000 - REVENUE		20,737	5,185	5,287		100
TOTAL ESTIMATED REVENUES							
			20,737	5,185	5,287		100
NET OF REVENUES/APPROPRIATIONS - FUND 284							
			20,737	5,185	5,287		100
	BEGINNING FUND BALANCE			20,737	20,737	26,024	26,024
	ENDING FUND BALANCE		20,737	25,922	26,024	26,024	26,124

Calculations as of 06/30/2024

GL NUMBER	DESCRIPTION	2021-22 ACTIVITY	2022-23 ACTIVITY	2023-24 AMENDED BUDGET	2023-24 ACTIVITY THRU 06/30/24	2024-25 REQUESTED BUDGET	2024-25 RECOMMENDED BUDGET
ESTIMATED REVENUES							
Dept 000 - REVENUE							
287-000-528.000	OTHER FEDERAL GRANTS		7,800				
287-000-665.000	INTEREST INCOME	2,629	43,644	30,000	45,694		20,000
Totals for dept 000 - REVENUE		2,629	51,444	30,000	45,694		20,000
TOTAL ESTIMATED REVENUES		2,629	51,444	30,000	45,694		20,000
APPROPRIATIONS							
Dept 966 - TRANSFERS OUT							
287-966-995.101	TRANSFER TO GENERAL FUND			150,300	150,300		276,000
FOOTNOTE AMOUNTS:							276,000
DDA STREET LIGHT PROJECT							
287-966-995.248	TRANSFER TO DDA		7,800	100,000			
287-966-995.591	TRANSFER TO WATER			1,137,573			1,137,573
Totals for dept 966 - TRANSFERS OUT			7,800	1,387,873	150,300		1,413,573
TOTAL APPROPRIATIONS			7,800	1,387,873	150,300		1,413,573
NET OF REVENUES/APPROPRIATIONS - FUND 287		2,629	43,644	(1,357,873)	(104,606)		(1,393,573)
BEGINNING FUND BALANCE			2,629	46,273	46,273	(58,333)	(58,333)
ENDING FUND BALANCE		2,629	46,273	(1,311,600)	(58,333)	(58,333)	(1,451,906)

04/29/2024 04:50 PM
User: BABarrett
DB: Owosso

BUDGET REPORT FOR CITY OF OWOSSO
Fund: 297 HISTORICAL FUND
Calculations as of 06/30/2024

Page: 45/61

GL NUMBER	DESCRIPTION	2021-22 ACTIVITY	2022-23 ACTIVITY	2023-24 AMENDED BUDGET	2023-24 ACTIVITY THRU 06/30/24	2024-25 REQUESTED BUDGET	2024-25 RECOMMENDED BUDGET
ESTIMATED REVENUES							
Dept 000 - REVENUE							
297-000-540.000	STATE SOURCES		3,665	335	335		
297-000-643.000	SALES	3,650	4,146	3,000	3,189	3,000	3,000
297-000-665.000	INTEREST INCOME	15	1,513	2,000	2,322	2,000	2,000
297-000-665.100	ENDOWMENT SPENDABLE FUNDS		1,009	1,066	1,066	1,066	1,066
297-000-667.100	RENTAL INCOME	15,650	15,120	16,800	13,350	3,000	2,800
	FOOTNOTE AMOUNTS:					3,000	2,800
	LOWER AMOUNT TO ACCOUNT FOR POSSIBLE SALE (2 MONTHS OF RENT)						
297-000-674.100	PRIVATE DONATIONS	15,817	21,275	20,000	14,507	20,000	20,000
297-000-674.200	DONATIONS		1,000	1,651	1,651	1,651	11,650
297-000-675.000	MISCELLANEOUS	434	50			10,000	
297-000-699.101	TRANFERS FROM GENERAL FUND	17,000	10,000	20,000	15,000	20,000	17,500
Totals for dept 000 - REVENUE		52,566	57,778	64,852	51,420	60,717	58,016
TOTAL ESTIMATED REVENUES		52,566	57,778	64,852	51,420	60,717	58,016
APPROPRIATIONS							
Dept 797 - HISTORICAL COMMISSION							
297-797-702.200	WAGES	11,403	12,745	16,451	9,045	16,451	15,331
	FOOTNOTE AMOUNTS:						15,331
	1.5 PT DOCENTS AT CASTLE						
297-797-702.400	WAGES - SEASONAL	1,479	1,526	2,783	1,068	2,783	
297-797-715.000	SOCIAL SECURITY (FICA)	1,026	1,092	1,472	774	1,472	1,173
297-797-717.000	UNEMPLOYMENT INSURANCE	19	12	10	4	10	25
297-797-719.000	WORKERS' COMPENSATION	23	35	52	31	52	61
297-797-728.000	OPERATING SUPPLIES	218	152	1,088	1,088	1,000	1,000
297-797-729.000	FINANCIAL INSTITUTION FEES	21	628	1,100	665	1,100	1,200
297-797-801.000	PROFESSIONAL SERVICES: ADMINISTRATION		450	1,500	1,200	1,500	1,500
297-797-810.000	INSURANCE & BONDS	1,398	1,500	2,907	2,907	2,907	2,994
297-797-818.500	AUDIT	640	600	814	814	814	814
297-797-930.000	BUILDING MAINTENANCE	762		200	129		
297-797-961.000	MISCELLANEOUS	197	21,763	500	606	6,500	6,500
	FOOTNOTE AMOUNTS:					6,000	6,500
	PROMOTIONS - HOME TOUR / HOLIDAY PARTY						
Totals for dept 797 - HISTORICAL COMMISSION		17,186	40,503	28,877	18,331	34,589	30,598
Dept 798 - CASTLE							
297-798-702.200	WAGES				919	500	500
297-798-715.000	SOCIAL SECURITY (FICA)				70		38
297-798-717.000	UNEMPLOYMENT INSURANCE		19		2		
297-798-718.200	SOCIAL SECURITY (FICA)				46		
297-798-719.000	WORKERS' COMPENSATION	73	28		63		32
297-798-728.000	OPERATING SUPPLIES	933	1,375	1,500	2,194	2,500	2,500
297-798-810.000	INSURANCE & BONDS	801	750				
297-798-920.000	UTILITIES	5,464	6,067	4,858	3,798	4,858	6,436
297-798-930.000	BUILDING MAINTENANCE	8,795	4,183	9,750	14,111	4,000	4,000
297-798-940.000	EQUIPMENT RENTAL - BUILDING MAINTENANCE		543	1,000	1,190	1,000	1,000

04/29/2024 04:50 PM
User: BBarrett
DB: Owosso

BUDGET REPORT FOR CITY OF OWOSSO
Fund: 297 HISTORICAL FUND
Calculations as of 06/30/2024

Page: 46/61

GL NUMBER	DESCRIPTION	2021-22 ACTIVITY	2022-23 ACTIVITY	2023-24 AMENDED BUDGET	2023-24 ACTIVITY THRU 06/30/24	2024-25 REQUESTED BUDGET	2024-25 RECOMMENDED BUDGET
APPROPRIATIONS							
Dept 798 - CASTLE							
297-798-961.000	MISCELLANEOUS	73	184	300	2	300	300
Totals for dept 798 - CASTLE		16,139	13,149	17,408	22,395	13,158	14,806
Dept 799 - GOULD HOUSE							
297-799-702.300	OVERTIME		68	100	68	200	200
297-799-715.000	SOCIAL SECURITY (FICA)		5	8	5	8	15
297-799-716.400	LIFE INSURANCE			5	1	5	
297-799-716.500	DISABILITY INSURANCE			5	1	5	
297-799-718.200	DEFINED CONTRIBUTION		2	10	2	10	55
297-799-810.000	INSURANCE & BONDS	801	750				
297-799-920.000	UTILITIES	3,320	3,355	3,717	3,479	3,500	3,559
297-799-930.000	BUILDING MAINTENANCE	5,034	6,653	6,000	5,857	4,000	4,000
297-799-930.200	BLDG MAINTENANCE	838	5,640				
297-799-940.000	EQUIPMENT RENTAL		80	500	613	500	500
297-799-961.000	MISCELLANEOUS	528	17	1,500	1,878	2,000	2,000
Totals for dept 799 - GOULD HOUSE		10,521	16,570	11,845	11,904	10,228	10,329
Dept 800 - COMSTOCK/WOODARD							
297-800-930.000	BUILDING MAINTENANCE	448	373	500	985	2,000	2,000
FOOTNOTE AMOUNTS:						1,000	
PAINT THE PAYMASTER BUILDING							
Totals for dept 800 - COMSTOCK/WOODARD		448	373	500	985	2,000	2,000
TOTAL APPROPRIATIONS		44,294	70,595	58,630	53,615	59,975	57,733
NET OF REVENUES/APPROPRIATIONS - FUND 297		8,272	(12,817)	6,222	(2,195)	742	283
BEGINNING FUND BALANCE		69,998	78,267	65,450	65,450	63,255	63,255
ENDING FUND BALANCE		78,270	65,450	71,672	63,255	63,997	63,538

BUDGET REPORT FOR CITY OF OWOSSO
Fund: 301 GENERAL DEBT SERVICE (VOTED BONDS)

Calculations as of 06/30/2024

GL NUMBER	DESCRIPTION	2021-22 ACTIVITY	2022-23 ACTIVITY	2023-24 AMENDED BUDGET	2023-24 ACTIVITY THRU 06/30/24	2024-25 REQUESTED BUDGET	2024-25 RECOMMENDED BUDGET
ESTIMATED REVENUES							
Dept 000 - REVENUE							
301-000-402.000	GENERAL PROPERTY TAX	720,298	794,533	649,981	620,927		723,150
301-000-573.000	LOCAL COMMUNITY STABILIZATION SHAF	51,781	50,694	22,718	22,718		50,000
301-000-665.000	INTEREST INCOME	30	13,476	104	104		
301-000-692.000	OTHER FINANCING SOURCES	7,371	(7,371)				
Totals for dept 000 - REVENUE		779,480	851,332	672,803	643,749		773,150
TOTAL ESTIMATED REVENUES		779,480	851,332	672,803	643,749		773,150
APPROPRIATIONS							
Dept 905 - DEBT SERVICE							
301-905-991.100	PRINCIPAL	510,000	480,000	490,000	490,000		500,000
301-905-992.000	PAYING AGENT FEES	500	500	500			500
301-905-993.000	INTEREST	283,916	311,450	292,250	292,250		272,650
Totals for dept 905 - DEBT SERVICE		794,416	791,950	782,750	782,250		773,150
TOTAL APPROPRIATIONS		794,416	791,950	782,750	782,250		773,150
NET OF REVENUES/APPROPRIATIONS - FUND 301		(14,936)	59,382	(109,947)	(138,501)		
BEGINNING FUND BALANCE		67,877	52,941	112,324	112,324	(26,177)	(26,177)
ENDING FUND BALANCE		52,941	112,323	2,377	(26,177)	(26,177)	(26,177)

GL NUMBER	DESCRIPTION	2021-22 ACTIVITY	2022-23 ACTIVITY	2023-24 AMENDED BUDGET	2023-24 ACTIVITY THRU 06/30/24	2024-25 REQUESTED BUDGET	2024-25 RECOMMENDED BUDGET
ESTIMATED REVENUES							
Dept 000 - REVENUE							
588-000-402.000	GENERAL PROPERTY TAX	39,861	41,923				104,307
588-000-573.000	LOCAL COMMUNITY STABILIZATION SHAF	4,642	2,535	1,074	1,074		1,581
588-000-665.000	INTEREST INCOME	3	2,374				
588-000-699.101	TRANFERS FROM GENERAL FUND			28,000	16,982		
Totals for dept 000 - REVENUE		44,506	46,832	29,074	18,056		105,888
TOTAL ESTIMATED REVENUES		44,506	46,832	29,074	18,056		105,888
APPROPRIATIONS							
Dept 200 - GEN SERVICES							
588-200-818.000	CONTRACTUAL SERVICES	69,595	61,664	83,259	83,259		105,074
FOOTNOTE AMOUNTS:							105,074
LOCAL SHARE (PLEDGE) AMOUNT RECEIVED FROM SATA							
588-200-818.500	AUDIT		1,200	814	814		814
Totals for dept 200 - GEN SERVICES		69,595	62,864	84,073	84,073		105,888
TOTAL APPROPRIATIONS		69,595	62,864	84,073	84,073		105,888
NET OF REVENUES/APPROPRIATIONS - FUND 588		(25,089)	(16,032)	(54,999)	(66,017)		
BEGINNING FUND BALANCE		107,137	82,048	66,016	66,016	(1)	(1)
ENDING FUND BALANCE		82,048	66,016	11,017	(1)	(1)	(1)

04/29/2024 04:50 PM
User: BBarrett
DB: Owosso

BUDGET REPORT FOR CITY OF OWOSSO
Fund: 590 SEWER FUND

Page: 49/61

Calculations as of 06/30/2024

GL NUMBER	DESCRIPTION	2021-22 ACTIVITY	2022-23 ACTIVITY	2023-24 AMENDED BUDGET	2023-24 ACTIVITY THRU 06/30/24	2024-25 REQUESTED BUDGET	2024-25 RECOMMENDED BUDGET
ESTIMATED REVENUES							
Dept 000 - REVENUE							
590-000-491.000	PERMITS	795	855	575	925	1,000	1,000
590-000-607.200	WATER AND SEWER FEES				1,600		
590-000-643.100	METERED SALES	2,284,430	2,654,563	3,229,118	2,244,338		3,325,992
590-000-644.000	PENALTIES - LATE CHARGES	39,740	41,898	41,727	44,766		43,238
590-000-665.000	INTEREST INCOME	6,260	51,180	50,000	64,105		10,000
590-000-675.000	MISCELLANEOUS	6,044	8,560	1,000	4,289	5,000	5,000
Totals for dept 000 - REVENUE		2,337,269	2,757,056	3,322,420	2,360,023	6,000	3,385,230
TOTAL ESTIMATED REVENUES		2,337,269	2,757,056	3,322,420	2,360,023	6,000	3,385,230
APPROPRIATIONS							
Dept 200 - GEN SERVICES							
590-200-702.100	SALARIES	101,892	43,285	43,934	32,257		41,362
	FOOTNOTE AMOUNTS:						23,743
	UTILITY DIRECTOR AT 25%						
	FOOTNOTE AMOUNTS:						17,619
	CITY ENGINEER AT 20%						
	GL # FOOTNOTE TOTAL:						41,362
590-200-702.200	WAGES		71,451	75,726	55,499		60,639
	FOOTNOTE AMOUNTS:						21,696
	UTILITY BILLER AT 50%						
	FOOTNOTE AMOUNTS:						4,022
	PT ENGINEERING AID AT 20%						
	FOOTNOTE AMOUNTS:						30,683
	GIS SPECIALIST AT 50%						
	FOOTNOTE AMOUNTS:						4,238
	ENGINEERING ADMIN ASSISTANT AT 10%						
	GL # FOOTNOTE TOTAL:						60,639
590-200-715.000	SOCIAL SECURITY (FICA)	7,668	8,772	9,154	6,642		7,803
590-200-716.100	HEALTH INSURANCE	23,048	25,506	21,500	17,533		26,086
590-200-716.200	DENTAL INSURANCE	1,166	1,175	1,314	1,102		2,441
590-200-716.300	OPTICAL INSURANCE	165	177	164	137		305
590-200-716.400	LIFE INSURANCE	502	545	532	443		503
590-200-716.500	DISABILITY INSURANCE	1,224	1,345	1,295	1,080		1,206
590-200-717.000	UNEMPLOYMENT INSURANCE	70	15	12	13		37
590-200-718.200	DEFINED CONTRIBUTION	8,971	10,051	9,501	7,549		9,180
590-200-719.000	WORKERS' COMPENSATION	334	595	668	533		561
590-200-728.000	OPERATING SUPPLIES	429		750	18	750	750
590-200-728.400	OFFICE SUPPLIES		116	250	237	300	300
590-200-801.000	PROFESSIONAL SERVICES: ADMINISTRATIVE	9,500			106	12,500	12,500
590-200-810.000	INSURANCE & BONDS	10,604	10,837	11,024	11,024		11,575
590-200-818.000	CONTRACTUAL SERVICES	28,507	17,879	25,000	23,937	30,000	30,000
590-200-818.500	AUDIT	6,240	5,850	8,140	8,140		8,140
590-200-956.000	EDUCATION & TRAINING	387	339	1,000	306	1,500	1,500
590-200-958.000	BAD DEBT EXPENSE		231				
590-200-962.000	OPERATION & MAINTENANCE	1,297,633	1,280,175	1,249,872	1,049,340	1,300,000	1,407,517

04/29/2024 04:50 PM
User: BABarrett
DB: Owosso

BUDGET REPORT FOR CITY OF OWOSSO
Fund: 590 SEWER FUND

Page: 50/61

Calculations as of 06/30/2024

GL NUMBER	DESCRIPTION	2021-22 ACTIVITY	2022-23 ACTIVITY	2023-24 AMENDED BUDGET	2023-24 ACTIVITY THRU 06/30/24	2024-25 REQUESTED BUDGET	2024-25 RECOMMENDED BUDGET
APPROPRIATIONS							
Dept 200 - GEN SERVICES							
590-200-963.000	REPLACEMENT	407,973	285,726	266,542	223,344	275,000	265,554
590-200-965.101	GENERAL FUND CONTRIBUTION	102,500	271,053	322,911	224,465		166,300
590-200-968.000	DEPRECIATION EXPENSE	52,737	83,249				
590-200-978.000	EQUIPMENT			4,300	1,914	10,500	10,500
	FOOTNOTE AMOUNTS:					10,000	10,000
	PUSH CAMERA						
590-200-990.100	DEBT SERVICE & CAPITAL		185,890	184,841	154,034		563,996
Totals for dept 200 - GEN SERVICES		2,061,550	2,304,262	2,238,430	1,819,653	1,630,550	2,628,755
Dept 549 - SEWER OPERATIONS							
590-549-702.200	WAGES	31,904	46,379	44,451	31,887		42,694
	FOOTNOTE AMOUNTS:						42,694
	2 WWTP EMPLOYEES AT 50%						
590-549-702.300	OVERTIME	2,858	3,176	5,150	1,713		5,000
590-549-702.600	UNIFORMS	700					
590-549-702.800	ACCRUED SICK LEAVE		2,733				
590-549-703.000	OTHER COMPENSATION	10,459	649	1,300	1,300		1,300
590-549-715.000	SOCIAL SECURITY (FICA)	5,644	3,927	3,894	2,661		3,748
590-549-716.000	FRINGES	(12,395)					
590-549-716.100	HEALTH INSURANCE	25,926	19,138	13,757	11,226		16,110
590-549-716.200	DENTAL INSURANCE	902	639	473	384		1,080
590-549-716.300	OPTICAL INSURANCE	135	95	57	46		124
590-549-716.400	LIFE INSURANCE	347	217	183	149		102
590-549-716.500	DISABILITY INSURANCE	113	264	21	41		245
590-549-717.000	UNEMPLOYMENT INSURANCE	155	11	6	14		25
590-549-718.100	MUNICIPAL EMPLOYEES RETIREMENT PRO	25,485	18,637	30,656	22,979		28,500
590-549-718.200	DEFINED CONTRIBUTION	1,066	1,103	912	727		1,168
590-549-719.000	WORKERS' COMPENSATION	567	1,003	729	536		594
590-549-728.000	OPERATING SUPPLIES	2,799	2,508	3,000	574	3,250	3,250
590-549-751.000	GAS & OIL	5,386	8,053	10,542	5,613	12,500	8,900
590-549-818.000	CONTRACTUAL SERVICES	12,736	37,532	67,500	28,285	53,000	53,000
	FOOTNOTE AMOUNTS:					25,000	25,000
	STREET PATCH						
	FOOTNOTE AMOUNTS:					25,000	25,000
	SANITARY SEWER TELEVISIONING						
	FOOTNOTE AMOUNTS:					3,000	3,000
	AERIAL IMAGERY - GIS						
	GL # FOOTNOTE TOTAL:					53,000	53,000
590-549-818.000-NGOULDST21	CONTRACTUAL SERVICES	232					
590-549-818.000-WASHPARK21	CONTRACTUAL SERVICES		9,945		386	85,000	85,000
	FOOTNOTE AMOUNTS:					75,000	75,000
	WOODLAND TRAILS SANITARY SEWER REPAIR PROJECT						
	FOOTNOTE AMOUNTS:					10,000	10,000
	WASHINGTON PARK LIFT STATION DESIGN REVIEW/MODIFICATION						
	GL # FOOTNOTE TOTAL:					85,000	85,000
590-549-923.000	LIFT STATION UTILITIES	3,907	3,692	3,992	2,898	4,000	3,917

04/29/2024 04:50 PM
User: BBarrett
DB: Owosso

BUDGET REPORT FOR CITY OF OWOSSO
Fund: 590 SEWER FUND

Page: 51/61

Calculations as of 06/30/2024

GL NUMBER	DESCRIPTION	2021-22 ACTIVITY	2022-23 ACTIVITY	2023-24 AMENDED BUDGET	2023-24 ACTIVITY THRU 06/30/24	2024-25 REQUESTED BUDGET	2024-25 RECOMMENDED BUDGET
APPROPRIATIONS							
Dept 549 - SEWER OPERATIONS							
590-549-933.000	EQUIPMENT MAINTENANCE	104	97	1,500	606	1,500	1,500
590-549-933.200	MAIN REPAIRS & INSTALL	210	5,319	7,500	744	8,000	8,000
590-549-936.000	LIFT STATION MAINTENANCE	5,594	164	5,995	6,155	6,000	6,000
590-549-940.000	EQUIPMENT RENTAL	31,979	29,989	34,585	23,073	35,000	35,623
590-549-956.000	EDUCATION & TRAINING			1,000	354	2,000	2,000
Totals for dept 549 - SEWER OPERATIONS		156,813	195,270	237,203	142,351	210,250	307,880
Dept 901 - CAPITAL OUTLAY							
590-901-973.000	CAPITAL OUTLAY - SEWERS	(6,264)	5,347	115,000		117,500	17,500
590-901-973.000-SEWERREHAB	CAPITAL OUTLAY - SEWERS			510,000	33,687	500,000	300,000
FOOTNOTE AMOUNTS:						500,000	300,000
SANITARY SEWER LINING AND OPEN CUT PROJECT							
590-901-973.000-YOUNGSTR24	CAPITAL OUTLAY - SEWERS					110,000	110,000
FOOTNOTE AMOUNTS:						110,000	110,000
YOUNG STREET SANITARY SEWER REPLACEMENT							
590-901-977.000	COL - EQUIPMENT	5,000					
Totals for dept 901 - CAPITAL OUTLAY		(1,264)	5,347	625,000	33,687	727,500	427,500
Dept 905 - DEBT SERVICE							
590-905-991.100	PRINCIPAL			100,000	100,000		100,000
590-905-993.000	INTEREST	28,478	26,108	26,553	26,553		24,302
Totals for dept 905 - DEBT SERVICE		28,478	26,108	126,553	126,553		124,302
TOTAL APPROPRIATIONS		2,245,577	2,530,987	3,227,186	2,122,244	2,568,300	3,488,437
NET OF REVENUES/APPROPRIATIONS - FUND 590		91,692	226,069	95,234	237,779	(2,562,300)	(103,207)
BEGINNING FUND BALANCE		3,866,785	3,958,478	4,259,309	4,259,309	4,497,088	4,497,088
FUND BALANCE ADJUSTMENTS			74,763				
ENDING FUND BALANCE		3,958,477	4,259,310	4,354,543	4,497,088	1,934,788	4,393,881

04/29/2024 04:50 PM
User: BBarrett
DB: Owosso

BUDGET REPORT FOR CITY OF OWOSSO
Fund: 591 WATER FUND

Page: 52/61

Calculations as of 06/30/2024

GL NUMBER	DESCRIPTION	2021-22 ACTIVITY	2022-23 ACTIVITY	2023-24 AMENDED BUDGET	2023-24 ACTIVITY THRU 06/30/24	2024-25 REQUESTED BUDGET	2024-25 RECOMMENDED BUDGET
ESTIMATED REVENUES							
Dept 000 - REVENUE							
591-000-491.000	PERMITS	1,035	975	1,250	1,585		1,500
591-000-492.000	LICENSES	9,199					
591-000-493.000	PERMITS-OWOSSO TOWNSHIP	26,298	58,310	9,000	8,952		10,000
591-000-502.000-DWRF745801	GRANT-FEDERAL		225,960				
591-000-502.000-DWRLF23-24	GRANT-FEDERAL		1,011,250				
591-000-502.000-DWRLF24-25	GRANT-FEDERAL						1,745,000
591-000-538.000	CAPITAL CONTRIBUTION-FEDERAL			1,129,255			
591-000-538.000-DWRF745801	CAPITAL CONTRIBUTION-FEDERAL	403,540	(40)				
591-000-538.000-DWRF755501	CAPITAL CONTRIBUTION-FEDERAL		1,421,743	1,578,257	992,927		500,000
591-000-538.000-DWRLF23-24	CAPITAL CONTRIBUTION-FEDERAL			2,655,749	2,078,011		617,634
591-000-538.000-DWRLF24-25	CAPITAL CONTRIBUTION-FEDERAL						1,745,000
591-000-540.000-DWAMEGLE21	STATE SOURCES	23,079	271,795	179,825	165,115		
591-000-605.100	WATER MAIN REPLACEMENT CHARGE	706,782	760,941	771,783	589,762		794,937
591-000-605.350	MATERIAL & SERVICE	34,497	58,750	12,000	38,883		35,000
591-000-607.200	WATER AND SEWER FEES				3,855		
591-000-643.100	METERED SALES	3,066,030	3,691,623	3,623,370	2,716,828		3,732,072
591-000-643.200	METERED SALES-WHOLESALE-USAGE	334,561	353,577	330,000	256,564		339,900
591-000-644.000	PENALTIES - LATE CHARGES	57,079	63,616	65,000	56,046		67,905
591-000-665.000	INTEREST INCOME	8,453	86,684	90,000	129,321		10,000
591-000-667.100	RENTAL INCOME		1,320	3,426	4,159		1,320
591-000-667.300	HYDRANT RENTAL	33,597	33,104	29,525	2,235		33,000
591-000-670.000	LOAN PRINCIPAL		18,818				
591-000-670.100	LOAN INTEREST		679	1,981	1,637		1,929
591-000-673.000	SALE OF FIXED ASSETS	520	9,188	40	1,874		
591-000-675.000	MISCELLANEOUS	2,976	166,811	41,904	41,904		
591-000-675.200	MISCELLANEOUS WATER CHARGES	1,875	4,529	2,000	2,710		2,000
591-000-699.272	TRANSFER IN FROM COMPONENT UNIT		50,000				
591-000-699.287	ARPA TRANSFER IN			1,137,573			1,137,573
	FOOTNOTE AMOUNTS:						331,600
	LEAD SERVICE LINE REPLACEMENT						
	FOOTNOTE AMOUNTS:						805,973
	SCADA AND WELL PROJECT ASSOCIATED WITH WTP						
	GL # FOOTNOTE TOTAL:						1,137,573
Totals for dept 000 - REVENUE		4,709,521	8,289,633	11,661,938	7,092,368		10,774,770
TOTAL ESTIMATED REVENUES		4,709,521	8,289,633	11,661,938	7,092,368		10,774,770
APPROPRIATIONS							
Dept 200 - GEN SERVICES							
591-200-702.100	SALARIES	150,154	57,450	78,674	43,480		55,607
	FOOTNOTE AMOUNTS:						37,988
	UTILITY DIRECTOR AT 40%						
	FOOTNOTE AMOUNTS:						17,619
	20% CITY ENGINEER AT 20%						
	GL # FOOTNOTE TOTAL:						55,607
591-200-702.200	WAGES		105,360	108,618	79,223		90,383

04/29/2024 04:50 PM
User: BBarrett
DB: Owosso

BUDGET REPORT FOR CITY OF OWOSSO
Fund: 591 WATER FUND

Page: 53/61

Calculations as of 06/30/2024

GL NUMBER	DESCRIPTION	2021-22 ACTIVITY	2022-23 ACTIVITY	2023-24 AMENDED BUDGET	2023-24 ACTIVITY THRU 06/30/24	2024-25 REQUESTED BUDGET	2024-25 RECOMMENDED BUDGET
APPROPRIATIONS							
Dept 200 - GEN SERVICES							
	FOOTNOTE AMOUNTS:						21,696
	UTILITY BILLER AT 50%						
	FOOTNOTE AMOUNTS:						4,022
	ENGINEERING AID AT 20%						
	FOOTNOTE AMOUNTS:						23,388
	ASSET MANAGEMENT SPECIALIST AT 50%						
	FOOTNOTE AMOUNTS:						30,683
	GIS SPECIALIST AT 50%						
	FOOTNOTE AMOUNTS:						10,594
	ENGINEERING ADMIN ASSISTANT AT 25%						
	GL # FOOTNOTE TOTAL:						90,383
591-200-715.000	SOCIAL SECURITY (FICA)	11,339	12,439	14,328	9,302		11,168
591-200-716.100	HEALTH INSURANCE	27,768	29,782	24,606	19,675		24,351
591-200-716.200	DENTAL INSURANCE	1,593	1,563	1,676	1,418		2,929
591-200-716.300	OPTICAL INSURANCE	220	231	211	171		394
591-200-716.400	LIFE INSURANCE	719	758	742	616		715
591-200-716.500	DISABILITY INSURANCE	1,772	1,894	1,836	1,511		1,749
591-200-717.000	UNEMPLOYMENT INSURANCE	112	20	18	18		62
591-200-718.200	DEFINED CONTRIBUTION	13,257	14,376	16,857	10,646		12,777
591-200-719.000	WORKERS' COMPENSATION	321	865	942	761		814
591-200-728.000	OPERATING SUPPLIES	1,844	5,754	2,500	3,994		2,500
591-200-728.400	OFFICE SUPPLIES		658	500	1,039		500
591-200-801.000	PROFESSIONAL SERVICES: ADMINISTRATIVE	41	10,857	40,000	40,798		
591-200-801.000-DWRF745801	PROFESSIONAL SERVICES: ADMINISTRATIVE	(82,849)					
591-200-801.000-DWRLF23-24	PROFESSIONAL SERVICES: ADMINISTRATIVE		20,916				
591-200-801.000-DWRLF24-25	PROFESSIONAL SERVICES: ADMINISTRATIVE			380			
591-200-810.000	INSURANCE & BONDS	45,118	46,110	46,904	46,904		49,250
591-200-818.000	CONTRACTUAL SERVICES	43,302	28,382	31,300	35,672	500	31,500
591-200-818.500	AUDIT	6,240	5,850	8,140	8,140		8,140
591-200-941.000	LEASE	2,743	802	3,000	1,941		2,800
591-200-956.000	EDUCATION & TRAINING	2,857	2,896	4,000	2,750		4,000
591-200-958.000	BAD DEBT EXPENSE		480		(714)		
591-200-961.000	MISCELLANEOUS	(214,185)	104,838	1,000	286		
591-200-962.200	WATER CHARGE BACK - OWOSSO TWP.		73,178	77,102	54,599		79,415
591-200-962.300	WATER CHARGE BACK - CALEDONIA TWP.		221,809	265,493	138,395		273,458
591-200-965.101	GENERAL FUND CONTRIBUTION	238,080	489,230	472,515	353,909		243,345
591-200-968.000	DEPRECIATION EXPENSE	488,266	516,444				
Totals for dept 200 - GEN SERVICES		738,712	1,752,942	1,201,342	854,534	500	895,857
Dept 552 - WATER UNDERGROUND							
591-552-702.100	SALARIES	38,976	26,825	27,416	21,756		28,320
	FOOTNOTE AMOUNTS:						28,320
	DPW SUPER AT 40%						
591-552-702.200	WAGES	129,404	200,520	212,398	165,969		214,090
	FOOTNOTE AMOUNTS:						214,090
	5 DPW - WATER EMPLOYEES						

04/29/2024 04:50 PM
User: BBarrett
DB: Owosso

BUDGET REPORT FOR CITY OF OWOSSO
Fund: 591 WATER FUND

Page: 54/61

Calculations as of 06/30/2024

GL NUMBER	DESCRIPTION	2021-22 ACTIVITY	2022-23 ACTIVITY	2023-24 AMENDED BUDGET	2023-24 ACTIVITY THRU 06/30/24	2024-25 REQUESTED BUDGET	2024-25 RECOMMENDED BUDGET
APPROPRIATIONS							
Dept 552 - WATER UNDERGROUND							
591-552-702.300	OVERTIME	322	34,118	33,500	22,480		34,605
591-552-702.400	WAGES - SEASONAL	(20)					
591-552-702.600	UNIFORMS		2,800	3,500	3,456		3,500
591-552-702.800	ACCRUED SICK LEAVE		7,570	598	598		1,000
591-552-703.000	OTHER COMPENSATION	45,067	16,364	16,000	4,428		15,000
591-552-715.000	SOCIAL SECURITY (FICA)	21,838	21,981	22,446	17,349		22,684
591-552-716.000	FRINGES	(33,413)					
591-552-716.100	HEALTH INSURANCE	79,955	70,201	70,632	64,665		84,382
591-552-716.200	DENTAL INSURANCE	3,429	2,687	3,755	3,155		7,858
591-552-716.300	OPTICAL INSURANCE	498	415	507	412		965
591-552-716.400	LIFE INSURANCE	1,228	1,142	1,296	1,051		1,245
591-552-716.500	DISABILITY INSURANCE	2,476	1,684	1,256	1,205		2,394
591-552-717.000	UNEMPLOYMENT INSURANCE	251	70	36	54		66
591-552-718.100	MUNICIPAL EMPLOYEES RETIREMENT PRO	60,903	(19,411)	30,656	22,979		28,500
591-552-718.200	DEFINED CONTRIBUTION	7,760	11,362	13,138	10,182		12,347
591-552-719.000	WORKERS' COMPENSATION	6,281	7,304	10,309	7,738		6,960
591-552-728.000	OPERATING SUPPLIES	11,842	31,890	25,000	20,106	35,000	26,000
591-552-751.000	GAS & OIL	31,026	31,476	33,593	9,366	35,000	33,400
591-552-818.000	CONTRACTUAL SERVICES	24,084	111,528	139,000	85,619	150,000	75,000
	FOOTNOTE AMOUNTS:					75,000	75,000
	STREET PATCH						
591-552-818.000-DWAMEGLE21	CONTRACTUAL SERVICES	3,042	259,991	142,774	142,774		
591-552-818.000-DWRF745801	CONTRACTUAL SERVICES	43,349					
591-552-818.000-DWRF755501	CONTRACTUAL SERVICES	29	1,421,743	1,973,679	1,099,465	1,000,000	831,600
	FOOTNOTE AMOUNTS:					1,000,000	831,600
	LEAD SERVICE LINE REPLACEMENT						
591-552-818.000-LSL-ID0000	CONTRACTUAL SERVICES	141,907	110,082	201,000	79,003	901,000	150,500
591-552-818.000-LSLREPLACE	CONTRACTUAL SERVICES	263,459	106,165	202,000	113,011	1,202,000	226,000
591-552-920.100	ELECTRICITY	4,338	5,859	5,400	3,902	6,000	6,215
591-552-920.200	GAS	5,033	3,046	4,000	1,986	5,000	3,231
591-552-920.300	TELEPHONE	2,632	5,346	5,700	4,407	6,000	5,900
591-552-933.000	EQUIPMENT MAINTENANCE	2,200	2,366	4,000	1,054	4,000	4,000
591-552-933.200	MAIN REPAIRS & INSTALL	28,575	17,210	24,000	19,857	30,000	25,000
591-552-933.300	SERVICE LINE REPAIRS & INSTALL	20,379	9,642	10,000	9,418	15,000	10,000
591-552-940.000	EQUIPMENT RENTAL	150,730	165,641	175,000	168,831	190,000	175,729
591-552-956.000	EDUCATION & TRAINING	2,847	1,509	3,000	6,191	6,250	6,250
Totals for dept 552 - WATER UNDERGROUND		1,100,427	2,669,126	3,395,589	2,112,467	3,585,250	2,042,741
Dept 553 - WATER FILTRATION							
591-553-702.100	SALARIES	76,063	78,671	81,577	64,260		84,268
	FOOTNOTE AMOUNTS:						84,268
	WTP SUPER						
591-553-702.200	WAGES	300,654	320,733	322,409	255,013		329,645
	FOOTNOTE AMOUNTS:						329,645
	7 WTP EMPLOYEES						
591-553-702.300	OVERTIME	37,373	39,697	44,000	36,122		45,452

04/29/2024 04:50 PM
User: BBarrett
DB: Owosso

BUDGET REPORT FOR CITY OF OWOSSO
Fund: 591 WATER FUND

Page: 55/61

Calculations as of 06/30/2024

GL NUMBER	DESCRIPTION	2021-22 ACTIVITY	2022-23 ACTIVITY	2023-24 AMENDED BUDGET	2023-24 ACTIVITY THRU 06/30/24	2024-25 REQUESTED BUDGET	2024-25 RECOMMENDED BUDGET
APPROPRIATIONS							
Dept 553 - WATER FILTRATION							
591-553-702.600	UNIFORMS	4,200	4,900	4,900	4,900		4,900
591-553-702.800	ACCRUED SICK LEAVE	247			1,421		1,500
591-553-703.000	OTHER COMPENSATION		15,677	10,000	5,075		10,000
591-553-715.000	SOCIAL SECURITY (FICA)	31,720	34,945	35,036	27,860		36,396
591-553-716.000	FRINGES	1,649					
591-553-716.100	HEALTH INSURANCE	96,313	104,875	102,173	83,667		107,491
591-553-716.200	DENTAL INSURANCE	4,156	4,423	5,390	4,330		12,096
591-553-716.300	OPTICAL INSURANCE	593	689	665	546		1,498
591-553-716.400	LIFE INSURANCE	1,913	1,985	1,980	1,601		2,040
591-553-716.500	DISABILITY INSURANCE	3,204	3,684	4,496	3,557		4,519
591-553-717.000	UNEMPLOYMENT INSURANCE	440	90	48	46		96
591-553-718.100	MUNICIPAL EMPLOYEES RETIREMENT PRO	25,458	31,320	30,656	22,979		28,500
591-553-718.200	DEFINED CONTRIBUTION	18,957	23,153	25,230	17,330		24,499
591-553-719.000	WORKERS' COMPENSATION	8,635	12,244	16,342	12,948		13,121
591-553-728.000	OPERATING SUPPLIES	9,992	4,407	8,000	3,546	4,855	5,000
591-553-728.100	LAB SUPPLIES	36,355	21,544	33,750	18,726	37,150	37,150
591-553-728.400	OFFICE SUPPLIES		162	2,000	173	2,000	2,000
591-553-743.000	CHEMICALS	174,576	193,692	250,500	157,517	271,820	271,820
591-553-751.000	GAS & OIL	2,383	2,058	3,500	2,085	3,750	3,750
591-553-818.000	CONTRACTUAL SERVICES	132,053	20,433	50,000	26,124	56,015	56,015
591-553-818.000-DWRF745801	CONTRACTUAL SERVICES	(59,539)					
591-553-920.100	ELECTRICITY	161,135	168,684	166,918	108,925	190,000	178,957
591-553-920.200	GAS	4,288	8,552	6,868	9,384	7,500	9,072
591-553-920.300	TELEPHONE	4,240	3,442	4,000	2,961	5,200	4,000
591-553-920.500	REFUSE	454	388	600	348	2,600	2,600
591-553-930.000	BUILDING MAINTENANCE	19,236	14,886	39,250	5,664	20,250	20,250
591-553-933.000	EQUIPMENT MAINTENANCE	25,697	33,739	62,386	56,495	175,750	55,750
591-553-933.100	EQUIP MAINT - WELLS	6,817	8,062	25,000	3,258	71,000	71,000
	FOOTNOTE AMOUNTS:					45,000	45,000
	LW1						
	FOOTNOTE AMOUNTS:					6,500	6,500
	ANNUAL TESTING						
	FOOTNOTE AMOUNTS:					15,000	15,000
	FLOW METER INSTALLATION						
	FOOTNOTE AMOUNTS:					3,000	3,000
	LEVEL SENSORS						
	FOOTNOTE AMOUNTS:					1,000	1,000
	LEVEL INDICATOR						
	GL # FOOTNOTE TOTAL:					70,500	70,500
591-553-934.000	MAINTENANCE	153,919	294,139	50,000	5,060	502,500	440,000
	FOOTNOTE AMOUNTS:					410,000	410,000
	LAGOON SLUDGE REMOVAL						
591-553-940.000	EQUIPMENT RENTAL		5,812	5,000	7,898		10,000
591-553-956.000	EDUCATION & TRAINING	772	2,583	5,000	2,781	5,000	5,000
Totals for dept 553 - WATER FILTRATION		1,283,953	1,459,669	1,397,674	952,600	1,355,390	1,878,385

04/29/2024 04:50 PM
User: BBarrett
DB: Owosso

BUDGET REPORT FOR CITY OF OWOSSO
Fund: 591 WATER FUND

Page: 56/61

Calculations as of 06/30/2024

GL NUMBER	DESCRIPTION	2021-22 ACTIVITY	2022-23 ACTIVITY	2023-24 AMENDED BUDGET	2023-24 ACTIVITY THRU 06/30/24	2024-25 REQUESTED BUDGET	2024-25 RECOMMENDED BUDGET
APPROPRIATIONS							
Dept 901 - CAPITAL OUTLAY							
591-901-972.000	MAINS & HYDRANTS	55,666	37,322			1,300,000	
591-901-972.000-CENTERST21	MAINS & HYDRANTS		3,732				
591-901-972.000-DWRF745801	MAINS & HYDRANTS	(56,673)	30,662				
591-901-972.000-DWRLF23-24	MAINS & HYDRANTS			318,277	191,635		
591-901-972.000-DWRLF24-25	MAINS & HYDRANTS			775,738	9,473	1,595,000	1,571,928
591-901-972.000-LEESTR2022	MAINS & HYDRANTS	988					
591-901-972.000-MAPLESTR21	MAINS & HYDRANTS	52,030					
591-901-972.000-MILWAUKEES	MAINS & HYDRANTS		217				
591-901-972.000-NGOULDST21	MAINS & HYDRANTS	846					
591-901-972.000-NORTHSTR23	MAINS & HYDRANTS	29		708,902	708,806		
591-901-972.100	COL-ENGINEERING	2,184			41,250		
591-901-972.200	COL-WTP/STORAGE/WELLS		40,811	1,000	785	1,500	
591-901-972.200-DWRF745801	COL-WTP/STORAGE/WELLS		(30,512)				
591-901-972.200-DWRLF23-24	COL-WTP/STORAGE/WELLS			3,826,547	1,530,606		2,926,400
591-901-972.200-DWRLF24-25	COL-WTP/STORAGE/WELLS			353,137	167,350		2,061,093
591-901-977.000	COL - EQUIPMENT	138,614					
591-901-983.000	LEASED ASSETS	33,899					
Totals for dept 901 - CAPITAL OUTLAY		227,583	82,232	5,983,601	2,649,905	2,896,500	6,559,421
Dept 905 - DEBT SERVICE							
591-905-991.100	PRINCIPAL			428,044	275,516		477,626
591-905-993.000	INTEREST	81,109	88,354	153,115	113,569		122,863
Totals for dept 905 - DEBT SERVICE		81,109	88,354	581,159	389,085		600,489
TOTAL APPROPRIATIONS		3,431,784	6,052,323	12,559,365	6,958,591	7,837,640	11,976,893
NET OF REVENUES/APPROPRIATIONS - FUND 591		1,277,737	2,237,310	(897,427)	133,777	(7,837,640)	(1,202,123)
BEGINNING FUND BALANCE		13,373,762	14,651,502	16,994,974	16,994,974	17,128,751	17,128,751
FUND BALANCE ADJUSTMENTS			106,167				
ENDING FUND BALANCE		14,651,499	16,994,979	16,097,547	17,128,751	9,291,111	15,926,628

Dept 548 - WASTEWATER OPERATIONS

04/29/2024 04:50 PM
User: BBarrett
DB: Owosso

BUDGET REPORT FOR CITY OF OWOSSO
Fund: 599 WASTEWATER FUND
Calculations as of 06/30/2024

Page: 58/61

GL NUMBER	DESCRIPTION	2021-22 ACTIVITY	2022-23 ACTIVITY	2023-24 AMENDED BUDGET	2023-24 ACTIVITY THRU 06/30/24	2024-25 REQUESTED BUDGET	2024-25 RECOMMENDED BUDGET
APPROPRIATIONS							
Dept 548 - WASTEWATER OPERATIONS							
599-548-702.100	SALARIES	79,524	79,301	81,578	64,260		84,268
	FOOTNOTE AMOUNTS:						84,268
599-548-702.200	WWTP SUPER WAGES	300,838	332,955	362,481	255,361		358,544
	FOOTNOTE AMOUNTS:						315,850
	7 WWTP EMPLOYEES						42,694
	FOOTNOTE AMOUNTS:						42,694
	2 WWTP EMPLOYEES AT 50%						
	GL # FOOTNOTE TOTAL:						358,544
599-548-702.300	OVERTIME	33,222	50,335	55,000	48,242		56,800
599-548-702.400	WAGES - SEASONAL	4,662	6,440	7,571	6,399		7,900
	FOOTNOTE AMOUNTS:						7,900
	1 SEASONAL EMPLOYEE						
599-548-702.440	WAGES-PART TIME		31,845	48,591	28,874		36,167
	FOOTNOTE AMOUNTS:						36,167
	2 PT EMPLOYEES						
599-548-702.600	UNIFORMS	4,900	4,900	3,500	3,500		4,900
599-548-702.800	ACCRUED SICK LEAVE		(4,828)	1,000	555		1,000
599-548-703.000	OTHER COMPENSATION	52,349	19,817	12,500	5,921		13,000
599-548-715.000	SOCIAL SECURITY (FICA)	35,487	39,950	43,775	31,827		43,038
599-548-716.000	FRINGES	8,659					
599-548-716.100	HEALTH INSURANCE	113,339	111,388	137,228	77,307		116,256
599-548-716.200	DENTAL INSURANCE	4,481	4,120	5,367	3,556		10,200
599-548-716.300	OPTICAL INSURANCE	734	614	830	396		1,202
599-548-716.400	LIFE INSURANCE	2,035	2,066	2,030	1,650		2,244
599-548-716.500	DISABILITY INSURANCE	4,038	3,753	4,803	2,487		4,588
599-548-716.600	PHYSICALS	220	512	1,111	1,111		1,250
599-548-717.000	UNEMPLOYMENT INSURANCE	471	139	54	84		250
599-548-718.100	MUNICIPAL EMPLOYEES RETIREMENT PRO	129,936	64,467	61,382	46,214		57,000
599-548-718.200	DEFINED CONTRIBUTION	13,217	15,550	16,910	10,459		1,168
599-548-719.000	WORKERS' COMPENSATION	5,301	6,484	8,080	6,390		7,820
599-548-728.000	OPERATING SUPPLIES	16,257	24,491	27,700	20,916	29,900	29,900
599-548-728.100	SUPPLIES	13,761	14,607	25,000	12,581	28,300	28,300
599-548-743.100	CHEMICALS - IRON	45,168	66,435	100,000	79,192	100,000	100,000
599-548-743.200	CHEMICALS - POLYMER	14,094	30,943	50,000	22,232	55,000	55,000
599-548-743.300	CHEMICALS - CHLORINE	41,366	56,606	100,000	91,859	95,000	95,000
599-548-751.000	GAS & OIL	7,534	7,564	8,000	2,969	8,000	8,000
599-548-801.000	PROFESSIONAL SERVICES: ADMINISTRAT	14,451	23,858	25,000	15,797	49,750	49,750
599-548-801.000-CWSR571001	PROFESSIONAL SERVICES: ADMINISTRAT	295					
599-548-801.000-CWSRF23-24	PROFESSIONAL SERVICES: ADMINISTRAT			56,038	56,038		
599-548-810.000	INSURANCE & BONDS	40,114	40,996	41,626	41,626		42,875
599-548-920.100	ELECTRICITY	204,587	196,573	231,771	174,865	250,000	246,321
599-548-920.200	GAS	26,956	24,592	18,150	15,419	25,000	26,090
599-548-920.300	TELEPHONE	4,018	3,635	4,000	3,197	4,000	4,000
599-548-920.400	WATER & SEWER	4,145	4,528	4,570	3,511	5,000	4,799
599-548-920.500	REFUSE	1,180	1,012	1,020	904	1,200	1,200

04/29/2024 04:50 PM
User: BBarrett
DB: Owosso

BUDGET REPORT FOR CITY OF OWOSSO
Fund: 599 WASTEWATER FUND
Calculations as of 06/30/2024

Page: 59/61

GL NUMBER	DESCRIPTION	2021-22 ACTIVITY	2022-23 ACTIVITY	2023-24 AMENDED BUDGET	2023-24 ACTIVITY THRU 06/30/24	2024-25 REQUESTED BUDGET	2024-25 RECOMMENDED BUDGET
APPROPRIATIONS							
Dept 548 - WASTEWATER OPERATIONS							
599-548-930.000	BUILDING MAINTENANCE	13,564	24,477	50,000	18,153	15,000	15,000
599-548-932.000	STATIONARY EQUIPMENT	6,510	5,760	5,696	5,956	5,960	5,760
599-548-933.000	EQUIPMENT MAINTENANCE	62,449	50,214	60,000	41,938	63,040	63,040
599-548-934.000	MAINTENANCE	191,086	207,597	194,000	114,321	225,000	225,000
599-548-940.000	EQUIPMENT RENTAL		1,048	5,000	5,920	8,000	8,000
599-548-955.000	MEMBERSHIPS & DUES	378	389	700	395	400	400
599-548-956.000	EDUCATION & TRAINING	1,010	2,864	4,000	959	5,000	5,000
599-548-956.100	SAFETY TRAINING			500		500	500
599-548-961.000	MISCELLANEOUS		91,251				
599-548-965.101	GENERAL FUND CONTRIBUTION	226,491	223,476	227,664	170,603		185,623
599-548-968.000	DEPRECIATION EXPENSE	422,521	414,266				
Totals for dept 548 - WASTEWATER OPERATIONS		2,151,348	2,286,990	2,094,226	1,493,944	974,050	2,007,153
Dept 901 - CAPITAL OUTLAY							
599-901-977.000	COL - EQUIPMENT	(113,450)	12,585	252,500	79,934	82,500	82,500
	FOOTNOTE AMOUNTS:					30,000	30,000
	POLE BARN KIT (24X32)					15,000	15,000
	FOOTNOTE AMOUNTS:						
	INTERMEDIATE CLARIFIER REHAB PARTS					4,000	4,000
	FOOTNOTE AMOUNTS:					3,500	3,500
	REPLACEMENT PLI SAMPLE/SCUM PUMP					30,000	30,000
	FOOTNOTE AMOUNTS:						
	PORTABLE GANTRY CRANE						
	FOOTNOTE AMOUNTS:						
	PORTABLE GANTRY CRANE						
	GL # FOOTNOTE TOTAL:					82,500	82,500
599-901-977.000-CWSR571001	COL - EQUIPMENT	31,319		2,474,759	1,757,703		166,566
599-901-977.000-CWSRF23-24	COL - EQUIPMENT			18,553,125	3,387,910		732,334
599-901-977.000-CWSRF24-25	COL - EQUIPMENT			558,039	153,022		2,600,000
599-901-977.200-WWTPPHASE1	CAPITALOUTLAY-ENGINEERING			534,618	157,956		
Totals for dept 901 - CAPITAL OUTLAY		(82,131)	12,585	22,373,041	5,536,525	82,500	3,581,400
Dept 905 - DEBT SERVICE							
599-905-991.100	PRINCIPAL			207,689	220,000		676,000
599-905-993.000	INTEREST	43,172	58,576	141,064	96,011		388,144
Totals for dept 905 - DEBT SERVICE		43,172	58,576	348,753	316,011		1,064,144
TOTAL APPROPRIATIONS		2,118,629	2,387,612	24,851,098	7,376,527	1,059,050	6,687,397
NET OF REVENUES/APPROPRIATIONS - FUND 599		542,602	373,986	5,877	(1,559,194)	(1,059,050)	(552,117)
BEGINNING FUND BALANCE		4,185,757	4,728,357	5,258,763	5,258,763	3,699,569	3,699,569
FUND BALANCE ADJUSTMENTS			156,421				
ENDING FUND BALANCE		4,728,359	5,258,764	5,264,640	3,699,569	2,640,519	3,147,452

04/29/2024 04:50 PM
User: BBarrett
DB: Owosso

BUDGET REPORT FOR CITY OF OWOSSO
Fund: 661 FLEET MAINTENANCE FUND

Page: 60/61

Calculations as of 06/30/2024

GL NUMBER	DESCRIPTION	2021-22 ACTIVITY	2022-23 ACTIVITY	2023-24 AMENDED BUDGET	2023-24 ACTIVITY THRU 06/30/24	2024-25 REQUESTED BUDGET	2024-25 RECOMMENDED BUDGET
ESTIMATED REVENUES							
Dept 000 - REVENUE							
661-000-502.000	GRANT-FEDERAL			26,700	26,700		
661-000-665.000	INTEREST INCOME	861	60,927	60,000	93,690		50,000
661-000-667.200	EQUIPMENT RENTAL	937,607	1,006,993	830,296	726,482		859,648
661-000-673.000	SALE OF FIXED ASSETS	5,856	7,257	18,706	18,706		
661-000-675.000	MISCELLANEOUS			404	404		
Totals for dept 000 - REVENUE		944,324	1,075,177	936,106	865,982		909,648
TOTAL ESTIMATED REVENUES		944,324	1,075,177	936,106	865,982		909,648
APPROPRIATIONS							
Dept 594 - FLEET MAINTENANCE							
661-594-702.200	WAGES	82,281	94,283	96,065	74,244		102,877
	FOOTNOTE AMOUNTS:						102,877
	2 DPW MECHANIC EMPLOYEES						
661-594-702.300	OVERTIME		3,282	9,700	11,306		10,020
661-594-702.600	UNIFORMS		700	700	700		1,400
661-594-702.800	ACCRUED SICK LEAVE		565	100	11		100
661-594-703.000	OTHER COMPENSATION	16,077	9,632	10,000	4,026		10,000
661-594-715.000	SOCIAL SECURITY (FICA)	7,813	8,429	8,918	6,845		9,516
661-594-716.000	FRINGES	(1,587)					
661-594-716.100	HEALTH INSURANCE	18,138	14,798	15,500	12,969		21,362
661-594-716.200	DENTAL INSURANCE	466	435	536	439		1,080
661-594-716.300	OPTICAL INSURANCE	60	59	65	51		124
661-594-716.400	LIFE INSURANCE	396	359	395	329		408
661-594-716.500	DISABILITY INSURANCE	553	486	630	527		655
661-594-717.000	UNEMPLOYMENT INSURANCE	93	11	12	11		25
661-594-718.100	MUNICIPAL EMPLOYEES RETIREMENT PRO	28,077	12,297	30,656	23,040		28,500
661-594-718.200	DEFINED CONTRIBUTION	2,074	2,831	3,487	2,759		3,345
661-594-719.000	WORKERS' COMPENSATION	1,089	2,794	4,368	3,300		3,086
661-594-728.000	OPERATING SUPPLIES	5,444	26,830	21,303	13,274	25,000	25,000
661-594-751.000	GAS & OIL	62,542	61,305	65,670	47,509	70,000	67,750
661-594-801.000	PROFESSIONAL SERVICES: ADMINISTRAT		19				
661-594-810.000	INSURANCE & BONDS	27,447	28,050	28,533	28,533		29,960
661-594-818.000	CONTRACTUAL SERVICES		269	2,250	2,003	3,000	3,000
661-594-818.500	AUDIT	3,200	2,500	1,221	1,221		1,221
661-594-930.000	BUILDING MAINTENANCE						10,000
661-594-933.000	EQUIPMENT MAINTENANCE	71,292	50,910	78,000	43,647	80,000	80,000
661-594-940.000	EQUIPMENT RENTAL		106				
661-594-956.000	EDUCATION & TRAINING	210	216	1,500	279	2,000	2,000
661-594-958.000	BAD DEBT EXPENSE			29	28		
661-594-965.101	GENERAL FUND CONTRIBUTION	31,520	48,442	41,515	33,375		42,982
661-594-968.000	DEPRECIATION EXPENSE	458,778	340,517				
661-594-975.000	BUILDING IMPROVEMENTS						20,000
Totals for dept 594 - FLEET MAINTENANCE		815,963	710,125	421,153	310,426	180,000	474,411

Dept 901 - CAPITAL OUTLAY

GL NUMBER	DESCRIPTION	2021-22 ACTIVITY	2022-23 ACTIVITY	2023-24 AMENDED BUDGET	2023-24 ACTIVITY THRU 06/30/24	2024-25 REQUESTED BUDGET	2024-25 RECOMMENDED BUDGET
APPROPRIATIONS							
Dept 901 - CAPITAL OUTLAY							
661-901-979.000	COL-EQUIPMENT	6,664	816	1,182,461	286,541	710,000	710,000
	FOOTNOTE AMOUNTS:					50,000	50,000
	TRENCH BOXES & TRAILER						
	FOOTNOTE AMOUNTS:					15,000	15,000
	BARRICADES & TRAILER						
	FOOTNOTE AMOUNTS:					100,000	100,000
	METER TRUCK						
	FOOTNOTE AMOUNTS:					525,000	525,000
	2 TANDEM DUMP TRUCKS						
	FOOTNOTE AMOUNTS:					20,000	20,000
	REPLACE GRADER TIRES (6) & MAINT.						
	GL # FOOTNOTE TOTAL:					710,000	710,000
Totals for dept 901 - CAPITAL OUTLAY		6,664	816	1,182,461	286,541	710,000	710,000
TOTAL APPROPRIATIONS		822,627	710,941	1,603,614	596,967	890,000	1,184,411
NET OF REVENUES/APPROPRIATIONS - FUND 661		121,697	364,236	(667,508)	269,015	(890,000)	(274,763)
BEGINNING FUND BALANCE		3,616,462	3,878,001	4,167,858	4,167,858	4,436,873	4,436,873
FUND BALANCE ADJUSTMENTS		139,841	(74,380)				
ENDING FUND BALANCE		3,878,000	4,167,857	3,500,350	4,436,873	3,546,873	4,162,110
ESTIMATED REVENUES - ALL FUNDS		25,107,403	30,091,420	58,305,735	29,375,516	66,717	38,452,515
APPROPRIATIONS - ALL FUNDS		22,674,693	25,301,628	62,678,749	29,853,873	22,198,529	44,040,039
NET OF REVENUES/APPROPRIATIONS - ALL FUNDS		2,432,710	4,789,792	(4,373,014)	(478,357)	(22,131,812)	(5,587,524)
BEGINNING FUND BALANCE - ALL FUNDS		37,010,924	39,583,473	43,215,219	43,215,219	42,775,556	42,775,556
FUND BALANCE ADJUSTMENTS - ALL FUNDS		139,841	(1,158,052)	38,694	38,694		
ENDING FUND BALANCE - ALL FUNDS		39,583,475	43,215,213	38,880,899	42,775,556	20,643,744	37,188,032

Sheila R Mondeau, Notary Public
Shiawassee County, Michigan
My Commission expires: March 17, 2028

From: Tom Johnson
05/20/24; 1pg

A Petition to require action from the city of Owosso.

Declaration. The City of Owosso shall update the time requirements for petitions from 60 to 90 days.

A Petition to require action from the city of Owosso.

Declaration. To insure Equality in Street Assessment for the required infrastructure replacement, that is, the update of 6000 lead connections and the permanent repair of the streets:

1. No property shall be assessed at a greater per foot of frontage value than the first streets repaired in the city.
2. ALL methods of assessment shall be employed to obtain EQUAL participation from property owners NOT in the city limits on roads that are City Borders.

A Petition to require action from the city of Owosso.

Declaration. No trees on public property of the City of Owosso shall be removed without certification of danger to the public or death of the tree by a CERTIFIED Arborist and review by a CERTIFIED Tree Surgeon to insure salvageable trees are treated and saved, trees being a non-negotiable resource of the people of the city, held in trust by the city government. ALL trees for removal will require notifying ALL citizens whose property abuts a tree for removal for their action.

A Petition to require action from the city of Owosso.

Declaration. The City of Owosso shall be declared "Dog Capital of Michigan."

The citizens of Owosso hereby declare the City of Owosso to be "Dog Capital of Michigan." The effects of this will be to attract pet owning residents and Dog/Pet oriented activities to the city, thereby increasing commerce.

A Petition to require action from the city of Owosso.

Declaration: The City of Owosso shall establish a citizen volunteer run Law Enforcement Review Board.

This Review Board shall review ALL cases, including but not limited to:

1. Use of restraints, positional restraints, or detentions lasting more than 10 minutes without additional action.
2. Any unwanted physical contact with non-suspects, to include touching, grabbing, and to specifically to include face to face crowding and chest bumping.
3. ALL verbal abuse, or verbal mistreatment of citizens or suspects.

This Review Board may request and review ANY officer's or department records to perform its function.

Thomas Johnson

989 666-1683

Thomas.johnson@email.com



MEMORANDUM

301 W. MAIN ▪ OWOSSO, MICHIGAN 48867-2958 ▪ WWW.CI.OWOSSO.MI.US

DATE: May 15, 2024
TO: Owosso City Council
FROM: Amy Fuller, Assistant City Manager
SUBJECT: MDOT Shared Streets and Spaces Grant Program

RECOMMENDATION:

Staff recommends applying for, and should the grant be awarded, implementing the Shared Streets and Spaces Grant, which is administered by the State of Michigan Department of Transportation.

BACKGROUND:

The State of Michigan recently introduced the Shared Streets and Spaces Grant Program. This program has a one-time appropriation of \$3.5 million to be used for “quick-build projects with the purpose of making communities more walkable, bikeable and transit-and micromobility-friendly.” Grant awards will be up to \$200,000 with no match requirement.

The YMCA has brought it to staff's attention that the Hugh Parker Soccer Complex is in need of ADA accessibility upgrades and \$10,000 for new sidewalks at the soccer fields is included in the 2024-25 fiscal year budget (pending approval). If awarded, this grant funding would allow the city to expand the current plan and connect this park to the city's existing sidewalk system while also building sidewalks within the park.

The City would receive a funding decision August 2024 and could begin construction during fiscal year 2025.

FISCAL IMPACTS:

There is no match requirement for this grant, but the City would be responsible for any overages.

Attachments: Site plan
Project Estimate

RESOLUTION NO.

**AUTHORIZING APPLICATION AND IMPLEMENTATION OF
MICHIGAN SHARED STREETS AND SPACES GRANT**

WHEREAS, the City of Owosso is an incorporated municipality of the State of Michigan and therefore an eligible applicant to apply for the one-time appropriation of Shared Streets and Spaces Grant (SSSG) funding through the Michigan Department of Transportation; and

WHEREAS, the City of Owosso strives for a more walkable, bikeable, and transit-friendly community, and is submitting an application for funding for the Hugh Parker Soccer Complex Sidewalk Project; and

WHEREAS, the City of Owosso finds that this project uses *innovation* and forward-thinking project planning, design, and construction, considers *equity and accessibility* in the selection of the project, and meets program goals; and

WHEREAS, the City of Owosso has worked across municipal departments to gain broader agency support and *coordination* for *ease of implementation* as desired by the program goals; and

WHEREAS, the City of Owosso has presented the project in a public forum and notified the community at large about this application and exciting opportunity; and

WHEREAS, the City of Owosso authorizes Assistant City Manager Amy K. Fuller as representative on behalf of the City to sign a contract a grant be awarded.

NOW, THEREFORE BE IT RESOLVED by the Council of the City of Owosso, Shiawassee County, Michigan that:

FIRST: it hereby submits to the State of Michigan an application for \$200,000 for the Shared Streets and Spaces Grant program for the project described herein, and commits to additional funding that may be required over and beyond the grant amount.

SECOND: the City of Owosso hereby agrees to the implementation and continued maintenance of the resulting Shared Streets and Spaces Grant project.

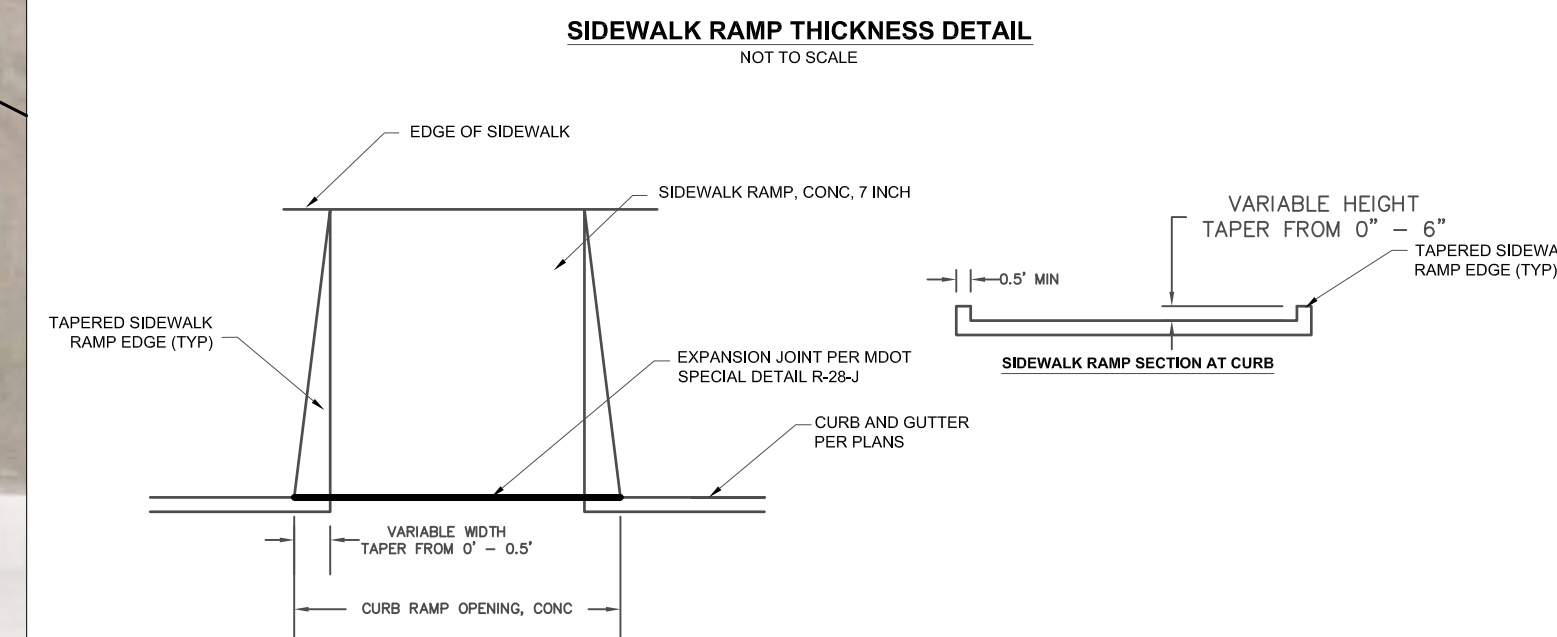
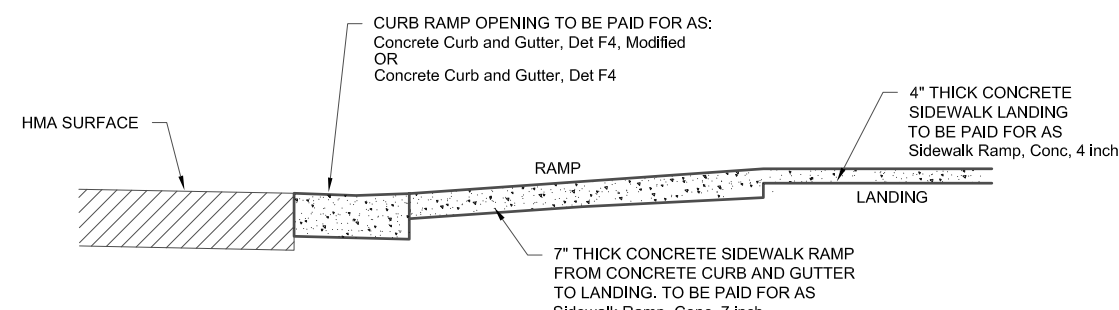
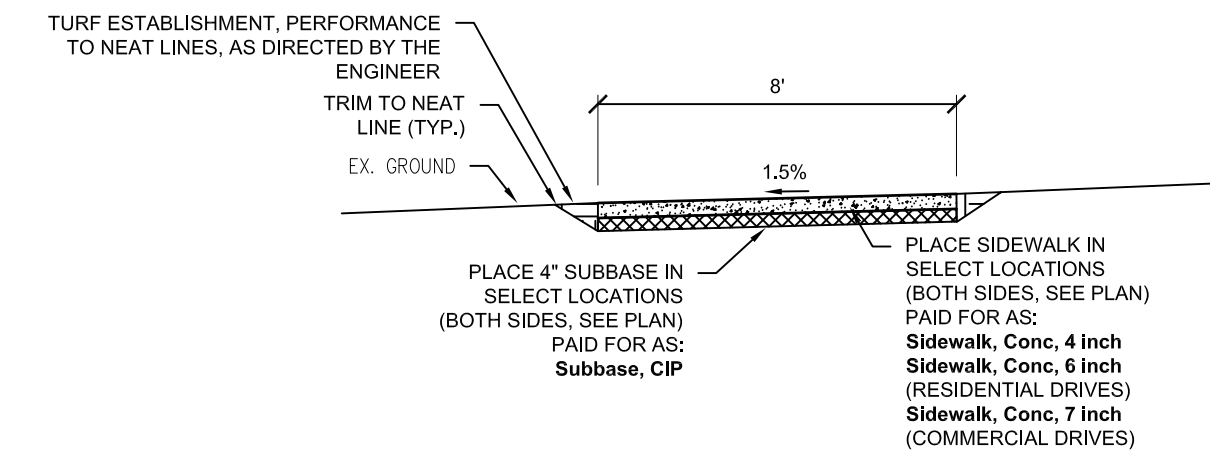
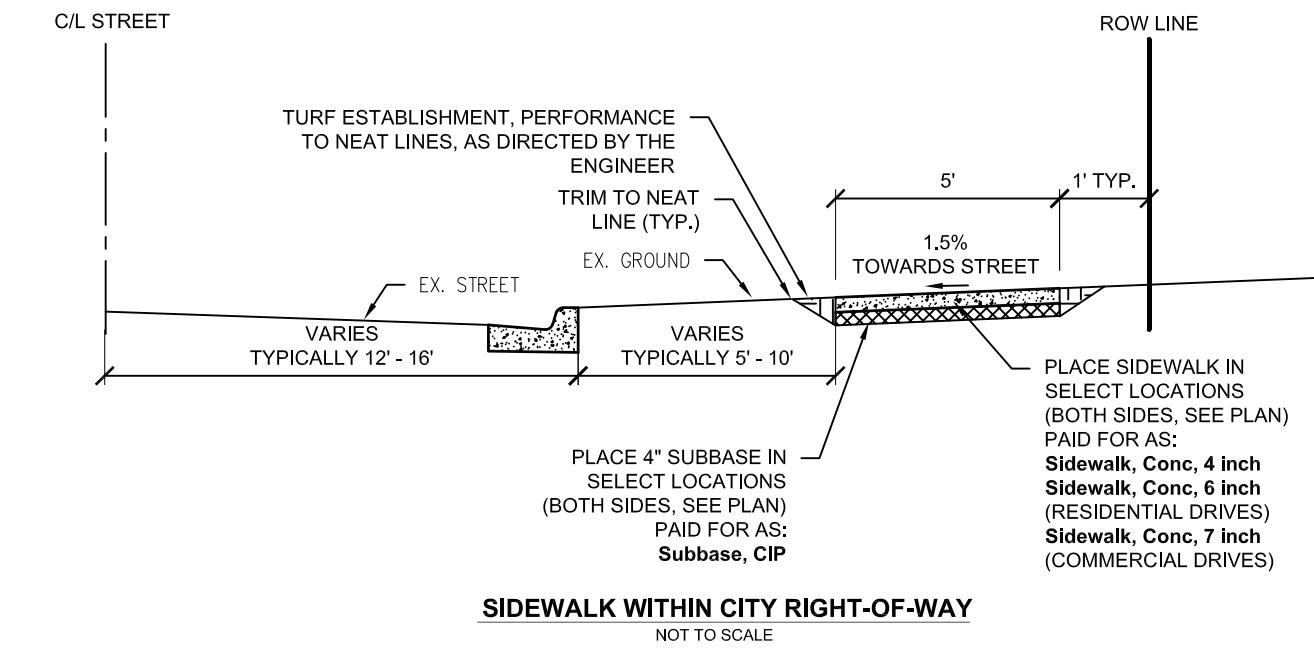
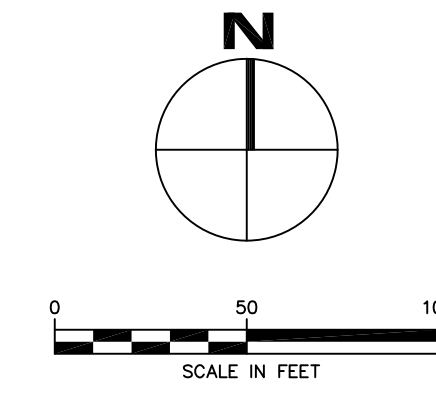
Engineer's Opinion of Costs

Project Number:	SSSG	Project Engineer:	Clayton Wehner
Estimate Number:	1	Date Created:	4/26/2024
Project Type:	Miscellaneous	Date Edited:	5/1/2024
Location:	City of Owosso	Fed/State #:	
	Soccer Complex	Fed Item:	
Description:	Sidewalk installation around the Hugh Parker Soccer Complex in Owosso, MI	Control Section:	

Line	Pay Item	Description	Quantity	Units	Unit Price	Total
0001	1100001	Mobilization, Max \$18,200	1.000	LSUM	\$18,200.00	\$18,200.00
0002	2040050	Pavt, Rem	30.000	Syd	\$25.00	\$750.00
0003	2050010	Embankment, CIP	200.000	Cyd	\$14.50	\$2,900.00
0004	2050016	Excavation, Earth	530.000	Cyd	\$15.00	\$7,950.00
0005	2080020	Erosion Control, Inlet Protection, Fabric Drop	3.000	Ea	\$150.00	\$450.00
0006	2080036	Erosion Control, Silt Fence	1,000.000	Ft	\$3.00	\$3,000.00
0007	3010002	Subbase, CIP	180.000	Cyd	\$50.00	\$9,000.00
0008	4040073	Underdrain, Subgrade, 6 inch	70.000	Ft	\$15.00	\$1,050.00
0009	5010025	Hand Patching	25.000	Ton	\$200.00	\$5,000.00
0010	6020052	Conc Pavt, Misc, Nonreinf, 7 inch	60.000	Syd	\$60.00	\$3,600.00
0011	8010006	Driveway, Nonreinf Conc, 7 inch	75.000	Syd	\$60.00	\$4,500.00
0012	8020038	Curb and Gutter, Conc, Det F4	140.000	Ft	\$30.00	\$4,200.00
0013	8030010	Detectable Warning Surface	20.000	Ft	\$150.00	\$3,000.00
0014	8030030	Curb Ramp Opening, Conc	15.000	Ft	\$40.00	\$600.00

Line	Pay Item	Description	Quantity	Units	Unit Price	Total
0015	8030044	Sidewalk, Conc, 4 inch	11,600.000	Sft	\$7.50	\$87,000.00
0016	8030047	Sidewalk, Conc, 7 inch	1,250.000	Sft	\$10.00	\$12,500.00
0017	8032003	Curb Ramp, Conc, 7 inch	200.000	Sft	\$15.00	\$3,000.00
0018	8080043	Fence Gate, 8 foot, for 72 inch Chain Link Fence	1.000	Ea	\$2,500.00	\$2,500.00
0019	8100371	Post, Steel, 3 pound	15.000	Ft	\$15.00	\$225.00
0020	8100405	Sign, Type IIIB	3.000	Sft	\$100.00	\$300.00
0021	8102003	Sign, Type III, Rem, Salv	2.000	Ea	\$100.00	\$200.00
0022	8117001	_ Pavt Mrkg, Waterborne, 12 inch, Cross Hatch, Blue	120.000	Ft	\$15.00	\$1,800.00
0023	8117001	_ Pavt Mrkg, Waterborne, 4 inch, Blue	80.000	Ft	\$5.00	\$400.00
0024	8120140	Lighted Arrow, Type C, Furn	2.000	Ea	\$600.00	\$1,200.00
0025	8120141	Lighted Arrow, Type C, Oper	2.000	Ea	\$100.00	\$200.00
0026	8120170	Minor Traf Devices	1.000	LSUM	\$5,000.00	\$5,000.00
0027	8120252	Plastic Drum, Fluorescent, Furn	25.000	Ea	\$30.00	\$750.00
0028	8120253	Plastic Drum, Fluorescent, Oper	25.000	Ea	\$5.00	\$125.00
0029	8120350	Sign, Type B, Temp, Prismatic, Furn	200.000	Sft	\$8.00	\$1,600.00
0030	8120351	Sign, Type B, Temp, Prismatic, Oper	200.000	Sft	\$20.00	\$4,000.00
0031	8120370	Traf Regulator Control	1.000	LSUM	\$2,000.00	\$2,000.00
0032	8167011	_ Turf Restoration, Performance	1,300.000	Syd	\$10.00	\$13,000.00
Estimate Total: \$200,000.00						

HUGH PARKER SOCCER COMPLEX SIDEWALK INSTALLATION



CONSTRUCTION QUANTITIES		
QUANTITY	UNIT	WORK ITEM
30	Syd	Pavt, Rem
500	Cyd	Excavation, Earth
3	Ea	Erosion Control, Inlet Protection, Fabric Drop
1300	Ft	Erosion Control, Silt Fence
150	Cyd	Subbase, CIP
25	Ton	Hand Patching
60	Syd	Conc Pavt, Misc, Nonreinf, 7 inch
100	Syd	Driveway, Nonreinf Conc, 7 inch
150	Ft	Curb and Gutter, Conc, Det F4
20	Ft	Detectable Warning Surface, Modified
15	Ft	Curb Ramp Opening, Conc
11500	Sft	Sidewalk, Conc, 4 inch
1200	Sft	Sidewalk, Cocon, 7 inch
250	Sft	Curb Ramp, Conc, 7 inch
1	Ea	Fence Gate, 8 ft, for 72 inch Chain Link Fence
3	Sft	Sign, Type IIIIB
15	Ft	Post, Steel, 3 pound
120	Ft	Pavt Mrkg, Waterborne, 12 inch, Cross Hatch, Blue
80	Ft	Pavt Mrkg, Waterborne, 4 inch, Blue
1500	Syd	Turf Establishment, Performance

CITY OF OWOSSO, MICHIGAN
ENGINEERING DIVISION
DEPT. OF PUBLIC SERVICE

[illegible]

BENCH MARK DATA	
ELEV.	DESCRIPTION

**CITY OF OWOSSO - SHARED STREETS & SPACES GRANT
PROGRAM APPLICATION - HUGH PARKER SOCCER COMPLEX**

MAY, 2024	FIELD BOOK
PROJECT NO.	PG.



MEMORANDUM

301 W. MAIN ▪ OWOSSO, MICHIGAN 48867-2958 ▪ WWW.CI.OWOSSO.MI.US

DATE: May 20, 2024
TO: Owosso City Council
FROM: Clayton Wehner, Director of Public Services & Utilities
SUBJECT: Annual General Engineering Services Agreements

RECOMMENDATION:

Approval of four annual renewal agreements for general engineering services with:

1. Spicer Group (St Johns, MI)
2. Fleis & Vandenbrink (Grand Blanc, MI)
3. ENG (Lansing, MI)
4. OHM (Saginaw, MI)

The above proposed agreements have previously been approved by the City Manager as to substance and form.

BACKGROUND:

On March 17, 2014, City Council approved the QBS process for General Engineering Services. These services are necessary to support the City's engineering staff in carrying out the duties and responsibilities of the Engineering Department whenever workload demands the addition of a consultant's staff and expertise. The process is reviewed every three years. On June 5, 2023, City Council approved these four firms as most qualified to provide General Engineering Service contracts through June 30, 2026. City staff approves of the work that has been provided by these four firms and recommends annual renewal for all four contracts for the period covering July 1, 2024 through June 30, 2025.

FISCAL IMPACTS:

City staff will request individual quotes from the four firms whenever there is a need for a specific engineering service. These quotes will be evaluated and administered in accordance with the City of Owosso's Purchasing Policy.

ATTACHMENTS:

- (1) Resolution
- (2) Annual Agreement Renewal Spicer Group
- (3) Annual Agreement Renewal Fleis & Vandenbrink
- (4) Annual Agreement Renewal ENG
- (5) Annual Agreement Renewal OHM Advisors

MASTER PLAN IMPLEMENTATION GOALS: 3.8

RESOLUTION NO.

**AUTHORIZING THE RENEWAL OF AGREEMENTS
FOR PROFESSIONAL ENGINEERING SERVICES WITH
SPICER GROUP, INC.
FLEIS & VANDENBRINK ENGINEERING, INC.
ENG., INC.
ORCHARD, HILTZ & MCCLIMENT, INC.**

WHEREAS, the City of Owosso, Michigan, has determined that it is advisable, necessary and in the public interest to secure professional engineering services for various public improvement projects in the city; and

WHEREAS, a quality based selection process was used to develop a select group of qualified engineering firms and on June 5, 2023, City Council approved three-year agreements for General Engineering Services with the four most qualified firms; and

WHEREAS, per the terms of the agreements, annual renewal of the contracts is required; and

WHEREAS, staff has been satisfied with the performance of the Spicer Group, Inc., Fleis & Vandenbrink Engineering Inc., ENG., Inc., and Orchard, Hiltz & McCliment, Inc. and desire to renew their contracts for the period of July 1, 2024 through June 30, 2025.

NOW THEREFORE BE IT RESOLVED by the City of Owosso, county of Shiawassee, state of Michigan:

- FIRST: The City of Owosso has heretofore determined that it is advisable, necessary and in the public interest to renew the contracts with the firms of Spicer Group, Inc., Fleis & Vandenbrink Engineering Inc., ENG., Inc., and Orchard, Hiltz & McCliment, Inc. to provide professional engineering services for future engineering projects.
- SECOND: The Mayor and City Clerk of the City of Owosso are hereby instructed and authorized to sign the document attached as; Exhibit C-SG-11, Renewal of Agreement for Professional Engineering Services with Spicer Group, Inc.
- THIRD: The Mayor and City Clerk of the City of Owosso are hereby instructed and authorized to sign the document attached as; Exhibit C-FV-11, Renewal of Agreement for Professional Engineering Services with Fleis & Vandenbrink Engineering Inc.
- FOURTH: The Mayor and City Clerk of the City of Owosso are hereby instructed and authorized to sign the document attached as; Exhibit C-ENG-8, Renewal of Agreement for Professional Engineering Services with ENG., Inc.
- FIFTH: The Mayor and City Clerk of the City of Owosso are hereby instructed and authorized to sign the document attached as; Exhibit C-OHM-7, Renewal of Agreement for Professional Engineering Services with Orchard, Hiltz & McCliment, Inc.
- SIXTH: The Owosso City Manager is hereby instructed to receive cost proposals from each of these four firms for future projects and make recommendation to the City Council for acceptance and award in accordance with the City of Owosso Purchasing Policy for the period of July 1, 2024 through June 30, 2025.


EXHIBIT C-SG-11

RENEWAL OF
AGREEMENT FOR
PROFESSIONAL ENGINEERING SERVICES WITH
SPICER GROUP, INC.

IN WITNESS WHEREOF the parties hereto have hereunto set their hands and seals the day and date noted, renewing the contract "Agreement for Professional Engineering Services with Spicer Group, Inc." for the term of July 1, 2024 through June 30, 2025.

For the engineer:
Spicer Group, Inc.

For the owner:
City of Owosso, Michigan

By: 
Derrick Huff, P.E.
Principal

By: _____
Robert J. Teich Jr.
Mayor

By: _____

By: _____
Amy K. Kirkland
City Clerk

Executed: April 25, 2024

Executed: _____, 2024


EXHIBIT C-FV-11

RENEWAL OF
AGREEMENT FOR
PROFESSIONAL ENGINEERING SERVICES WITH
FLEIS & VANDENBRINK ENGINEERING, INC.

IN WITNESS WHEREOF the parties hereto have hereunto set their hands and seals the day and date noted, renewing the contract "Agreement for Professional Engineering Services with Fleis & Vandenbrink Engineering, Inc." for the term of July 1, 2024 through June 30, 2025.

For the engineer:
Fleis & Vandenbrink Engineering, Inc.

For the owner:
City of Owosso, Michigan

By: 
Geric Rose, PE, PS
Regional Manager, Associate

By: _____
Robert J. Teich Jr.
Mayor

By: _____

By: _____
Amy K. Kirkland
City Clerk

Executed: APRIL 25, 2024

Executed: _____, 2024

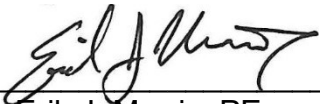
EXHIBIT C-ENG-8

**RENEWAL OF
AGREEMENT FOR
PROFESSIONAL ENGINEERING SERVICES WITH
ENG, INC.**

IN WITNESS WHEREOF the parties hereto have hereunto set their hands and seals the day and date noted, renewing the contract "Agreement for Professional Engineering Services with ENG, Inc." for the term of July 1, 2024 through June 30, 2025.

For the engineer:
Eng., Inc.

For the owner:
City of Owosso, Michigan

By: 
Erik J. Morris, PE
Vice President

By: _____
Robert J. Teich Jr.
Mayor

By: _____

By: _____
Amy K. Kirkland
City Clerk

Executed: April 26, 2024, 2024

Executed: _____, 2024


EXHIBIT C-OHM-7

**RENEWAL OF
AGREEMENT FOR
PROFESSIONAL ENGINEERING SERVICES WITH
OHM ADVISORS**

IN WITNESS WHEREOF the parties hereto have hereunto set their hands and seals the day and date noted, renewing the contract "Agreement for Professional Engineering Services with OHM Advisors" for the term of July 1, 2024 through June 30, 2025.

For the engineer:
OHM Advisors

For the owner:
City of Owosso, Michigan

By: 

Andrew VanWormer, PE
Principal

By: _____
Robert J. Teich Jr.
Mayor

By: _____

By: _____
Amy K. Kirkland
City Clerk

Executed: _____ May 2_____, 2024

Executed: _____, 2024



OWOSSO PUBLIC SAFETY

202 S. WATER ST. • OWOSSO, MICHIGAN 48867-2958 • (989) 725-0580 • FAX (989)725-0528

MEMORANDUM

DATE: May 13, 2024
TO: City Council
FROM: Kevin Lenkart, Owosso Public Safety Chief
RE: Change Order – Hi-Quality Glass

RECOMMENDATION:

Approval of Change Order No. 1 to the Contract between the City of Owosso and Hi-Quality Glass, Inc. (Contractor) for the removal, purchase, and installation of exterior doors at the Public Safety Building.

BACKGROUND:

On March 5, 2024, City Council approved the contract with Hi-Quality Glass Inc., for the removal, purchase, and installation of exterior doors at the public safety station. During the installation of the doors, the electric strikes and card readers had to be reconnected and additional parts were required for the doors. The additional cost for the purchase and installation of the new parts is \$950.00, to be paid to HI-Quality Glass Inc.

FISCAL IMPACTS:

Additional expenses in the amount of \$950.00 shall be paid from Fire building maintenance fund 101-336-930.000.

RESOLUTION NO.

**AUTHORIZING CHANGE ORDER NO. 1 TO THE CONTRACT BETWEEN THE CITY OF OWOSSO
AND HI-QUALITY GLASS, INC. FOR EXTERIOR/INTERIOR DOOR REPLACEMENT
AT THE PUBLIC SAFETY BUILDING**

WHEREAS, the City of Owosso, Shiawassee County, Michigan, approved a contract with HI-Quality Glass, Inc. to remove, purchase and install exterior doors at the Public Safety building in the amount of \$26,490.00; and

WHEREAS, HI-Quality Glass, Inc., had to reconnect the electric strikes and purchase additional parts beyond the original contract amount. The additional cost of the installation and equipment is \$950.00.

NOW THEREFORE BE IT RESOLVED by the City Council of the City of Owosso, Shiawassee County, Michigan that:

FIRST: it has heretofore determined that it is advisable, necessary and in the public interest to approve Change Order No. 1 to the contract with HI-Quality Glass, Inc. for exterior/interior door replacement at the public safety building increasing the contract by \$950.00 for additional labor and materials.

SECOND: the mayor and city clerk are instructed and authorized to sign the document substantially in the form attached as Change Order No. 1 to the contract between the City of Owosso, Michigan and HI-Quality Glass, Inc. increasing the total contract amount from \$26,490.00 to \$27,440.00.

SECOND: the accounts payable department is authorized to submit payment to HI-Quality Glass, Inc. up to the amount of \$27,440.00 according to the terms of the contract.

THIRD: the above expenses shall be paid from Fire building maintenance 101-336-930.000.

HI-QUALITY GLASS, INC.
216 E. Exchange Street
Owosso, MI 48867
(989) 723-7896
Fed. ID# 030499060

Inv. #	HIQ0059023	Date	05/02/2024
Cust. #	C OF O	Billcode	CA
P.O. #		Sold By	JD
Fed. Tax #	38-6004723	Inst'l By	

CITY OF OWOSSO
RHONDA PRITCHETT, ACCTS PAY
301 W MAIN ST
OWOSSO, MI 48867

Bus.: (989) 725-0572

Year		Make		Policy #	
Model		Body Style		Author-ized By	
Lic. #		V.I.N.		Claim #	
Home Phone	(989) 725-0572	Bus. Phone	() -	Damage/Cause	

Qty.	Part	Description	Block Size	List	Price	Total
0		POLICE / FIRE DOOR REPLACEMENT		0.00	0.00	0.00
0		=====		0.00	0.00	0.00
1	COMMERCIAL	REMOVE AND REPLACE A TOTAL OF 6 DOORS / FRAMES		22410.00	22410.00	22410.00
0		PER BID DOCUMENTS.		0.00	0.00	0.00
0		NEW PANIC / LOCKING HARDWARE, NEW CLOSERS		0.00	0.00	0.00
0		CLEAR ANNODIZED FINISH TO MATCH		0.00	0.00	0.00
0		ALL OPENINGS TO BE SAFETY GLASS		0.00	0.00	0.00
1	LABOR	LABOR TO REMOVE AND INSTALL DOORS		4080.00	4080.00	

SPECIAL INSTRUCTIONS			Labor	4080.00
All material sold on this invoice is guaranteed to be as specified, and is not safety glazed material unless so marked. It is sold with the understanding that this material will not be glazed in a "hazardous location" as defined by the Consumer Product Safety Commission. All merchandise returned for credit, refund or exchange must be in resalable condition, authorized for return, accompanied by this receipt, and may be subject to restocking fee. No returns will be authorized for special orders or cut flat glass.			Subtotal	26490.00
			Tax	0.00
			Total	26490.00
			Balance	26490.00

RECEIVED BY	The glass listed has been replaced / repaired with like kind and quality to my entire satisfaction, and I authorize my Insurance Company to pay HI-QUALITY GLASS, INC. directly for the glass and installation charges, or repairs.
5/2/24 9:59am by ADMIN Updated 5/2/24 9:59am by ADMIN	

HI-QUALITY GLASS, INC.
216 E. Exchange Street
Owosso, MI 48867
(989) 723-7896
Fed. ID# 030499060

Inv. #	HIQ0059024	Date	05/02/2024
Cust. #	C OF O	Billcode	CA
P.O. #		Sold By	JD
Fed. Tax #	38-6004723	Inst'l By	

CITY OF OWOSSO
RHONDA PRITCHETT, ACCTS PAY
301 W MAIN ST
OWOSSO, MI 48867

Bus.: (989) 725-0572

Year		Make		Policy #					
Model			Body Style		Author-ized By				
Lic. #			V.I.N.		Claim #		Loss Date	05/02/2024	
Home Phone	(989) 725-0572		Bus. Phone	() -	Damage/ Cause				
Qty.	Part	Description			Block Size	List	Price	Total	
0		POLICE / FIRE DOOR REPLACEMENT				0.00	0.00	0.00	
0		=====				0.00	0.00	0.00	
1	COMMERCIAL	CHANGE ORDER FOR THE COST TO RECONNECT THE				950.00	950.00	950.00	
0		ELECTRIC STRIKES AND CARD READERS.				0.00	0.00	0.00	
0		ALSO INCLUDES NEW PARTS FOR THE INTERIOR				0.00	0.00	0.00	
0		FRONT DOOR TO GET THAT DOOR OPERATIONAL				0.00	0.00	0.00	
SPECIAL INSTRUCTIONS									
All material sold on this invoice is guaranteed to be as specified, and is not safety glazed material unless so marked. It is sold with the understanding that this material will not be glazed in a "hazardous location" as defined by the Consumer Product Safety Commission. All merchandise returned for credit, refund or exchange must be in resaleable condition, authorized for return, accompanied by this receipt, and may be subject to restocking fee. No returns will be authorized for special orders or cut flat glass.								Labor	0.00
								Subtotal	950.00
								Tax	0.00
								Total	950.00
								Balance	950.00
RECEIVED BY				The glass listed has been replaced / repaired with like kind and quality to my entire satisfaction, and I authorize my Insurance Company to pay HI-QUALITY GLASS, INC. directly for the glass and installation charges, or repairs.					
5/2/24 10:15am by ADMIN Updated 5/2/24 10:15am by ADMIN									

CHANGE ORDER

No. 1

OWNER: City of Owosso
CONTRACTOR: HI-Quality Glass, Inc.
CONTRACT NAME: Public Safety Interior/Exterior Door Replacement
OWNER's P.O. NO. _____

The Contract is modified as follows upon execution of this Change Order:

Description: Price increase for additional materials needed for front door and reconnection of electric strikes & card readers

Attachments: New Invoice dated 05/02/2024

CHANGE IN CONTRACT PRICE
Original Contract Price \$ <u>26,490.00</u>
Increase (Decrease) from previously approved Change Orders No. _____ to _____: \$ _____
Contract Price prior to this Change Order: \$ <u>26,490.00</u>
Increase (Decrease) of this Change Order: \$ <u>950.00</u>
Contract Price incorporating this Change Order: \$ <u>27,440.00</u>

CHANGE IN CONTRACT TIMES
Original Contract Times: Substantial Completion: _____ Ready for Final Payment: _____ (days or dates)
Increase (Decrease) from previously approved Change Orders No. _____ to _____: Substantial Completion: _____ Ready for Final Payment: _____ (days)
Contract Times prior to this Change Order: Substantial Completion: _____ Ready for Final Payment: _____ (days or dates)
Increase (Decrease) of this Change Order: Substantial Completion: _____ Ready for Final Payment: _____ (days)
Contract Times with all approved Change Orders: Substantial Completion: _____ Ready for Final Payment: _____ (days or dates)

RECOMMENDED:

By: _____
Kevin Lenkart
DIRECTOR (Authorized Signature)
Title: Public Safety Director
Date: _____

APPROVED:

By: _____
Robert J. Teich, Jr.
OWNER (Authorized Signature)
Title: Mayor
Date: _____

ACCEPTED:

By: _____
CONTRACTOR (Authorized Signature)
Title: _____
Date: _____

ATTEST:

By: _____
Amy K. Kirkland, Clerk
Date: _____



OWOSSO PUBLIC SAFETY

202 S. WATER ST. • OWOSSO, MICHIGAN 48867-2958 • (989) 725-0580 • FAX (989)725-0528

MEMORANDUM

DATE: May 14, 2024

TO: City Council

FROM: Kevin Lenkart, Owosso Public Safety Chief

RE: Change Order – Public Safety Vehicle Equipment Change Order

RECOMMENDATION:

Approval of Change Order No. 1 to the Contract between the City of Owosso and Mid Michigan Emergency Equipment Sales and Service L.L.C. (Mid-Michigan) for the removal, purchase, and installation of public safety equipment into a new police vehicle.

BACKGROUND:

On August 24, 2023, City Council approved the Public Safety Vehicle Equipment Changeover Contract with Mid Michigan Emergency Equipment Sales and Service L.L.C. for the removal, purchase, and installation of public safety equipment into two new police vehicles. During the installation of the previously utilized equipment on the first patrol vehicle, Mid Michigan Emergency Equipment Sales and Service L.L.C. had to replace separate items that were either worn or broken. The additional cost for the purchase and installation of the new parts is \$545.77, to be paid to Mid Michigan Emergency Equipment Sales and Service L.L.C.

** Mid-Michigan is scheduled to install the equipment in our 2nd vehicle in May, 2024.

FISCAL IMPACTS:

Additional expenses in the amount of \$545.77 shall be paid from Police General Fund Equipment 101-300-978.000.

RESOLUTION NO.

**AUTHORIZING CHANGE ORDER NO. 1 TO THE CONTRACT BETWEEN
THE CITY OF OWOSSO AND MID MICHIGAN EQUIPMENT SALES AND SERVICE L.L.C.
FOR THE INSTALLATION OF PUBLIC SAFETY EQUIPMENT**

WHEREAS, the City of Owosso, Shiawassee County, Michigan, approved a contract with Mid Michigan Emergency Equipment Sales and Service L.L.C. to remove, purchase and install public safety equipment in two Police Vehicles for \$ 26,332.74; and

WHEREAS, Mid Michigan Emergency Equipment Sales and Service L.L.C. had to replace several worn or outdated items to fully equip one of the vehicles. The additional cost of the installation and equipment is \$545.77; and

WHEREAS, Mid Michigan Emergency Equipment Sales and Service L.L.C. is scheduled to install the equipment in the 2nd police vehicle in May, 2024.

NOW THEREFORE BE IT RESOLVED by the City Council of the City of Owosso, Shiawassee County, Michigan that:

- FIRST: the City of Owosso has heretofore determined that it is advisable and in the public interest to approve Change Order No. 1 increasing the contract with Mid Michigan Emergency Equipment Sales and Service L.L.C. \$545.77 for the replacement of worn and/or outdated equipment.
- SECOND: the Accounts Payable department is authorized to pay Mid Michigan Emergency Equipment Sales and Service L.L.C. for the additional equipment and installation up to the amount of \$26,878.51.
- THIRD: the above expenses shall be paid from Police General Fund Equipment 101-301-978.000.

MID MICHIGAN EMERGENCY EQUIPMENT

2237 Aurelius Rd
Holt, MI 48842 US
+1 5178966114
midmiemergency@gmail.com



INVOICE

BILL TO
OWOSSO POLICE DEPARTMENT
KEVIN LENKART
202 S. WATER STREET
OWOSSO, MI 48867

SHIP TO
OWOSSO POLICE DEPARTMENT
KEVIN LENKART
202 S. WATER STREET
OWOSSO, MI 48867

INVOICE 1389
DATE 05/06/2024
TERMS Net 30
DUE DATE 06/05/2024

VEHICLE/UNIT
CAR: 06

SKU		QTY	RATE	AMOUNT
	CAR: 06 2025 FORD UTILITY UPFIT- ROAD READY			
	SIDE OF UNIT:			
PMP2BKU MB4	SOUNDOFF UNDER MIRROR MOUNT BRACKET FOR UTILITY 2020-2023 SOUNDOFF UNDER MIRROR MOUNT BRACKET FOR UTILITY 2020-2023	2	30.00	60.00
ENT3B3J	SOUNDOFF INTERSECTOR SURFACE MOUNT LIGHT - RED/BLUE INTERSECTOR SURFACE MOUNT LIGHT - RED/BLUE	2	230.00	460.00
ENFSGS3J	SOUNDOFF N FORCE BRACKET MOUNT - RED/BLUE C- PILLAR LIGHTS	2	150.00	300.00
	REAR OF UNIT:			
ENFSSS3B	SOUNDOFF N FORCE SURFACE MOUNT - BLUE LICENSE PLATE LIGHTS	1	145.00	145.00
ENFSSS3R	SOUNDOFF N FORCE SURFACE MOUNT - RED LICENSE PLATE LIGHTS	1	145.00	145.00
	ROOF OF UNIT:			
INTG51J- P1BL	FEDERAL SIGNAL 51" INTEGRITY LIGHTBAR- RED/BLUE WITH FULL FRONT FLOOD AND REAR AMER TRAFFIC ADVISOR FEDERAL SIGNAL 51" INTEGRITY LIGHTBAR- RED/BLUE WITH FULL FRONT FLOOD AND REAR AMER TRAFFIC ADVISOR	1	2,020.00	2,020.00
COAX	ANTENNA COAX ANTENNA COAX CABLE	1	35.00	35.00
	INTERIOR OF UNIT:			
C-VS-1012- INUT	HAVIS HIGH ANGLED CONSOLE 2020 + FORD INTERCEPTOR UTILITY HAVIS HIGH ANGLED CONSOLE 2020 + FORD INTERCEPTOR UTILITY	1	550.00	550.00

EB25-XTL-1P	HAVIS EB25-XTL-1P BRACKETT HAVIS EB25-XTL-1P BRACKETT	1	0.00	0.00
C-EB40-CCS-1P	HAVIS FACEPLATE C-EB40-CCS-1P HAVIS FACEPLATE C-EB40-CCS-1P	1	0.00	0.00
CUP2-1001	HAVIS INTERNAL CUP HOLDERS HAVIS INTERNAL CUP HOLDERS	1	61.00	61.00
C-HDM-204	8.5" HEAVY-DUTY TELESOPING POLE, SIDE MOUNT, SHORT HANDLE 8.5" HEAVY-DUTY TELESOPING POLE, SIDE MOUNT, SHORT HANDLE	1	210.00	210.00
C-MD-112	HAVIS 11" SLIDE OUT LOCKING SWING ARM WITH MOTION ATTACHMENT HAVIS 11" SLIDE OUT LOCKING SWING ARM WITH MOTION ATTACHMENT	1	323.69	323.69
C-ARM-108	HAVIS SIDE MOUNTED ARM REST HAVIS SIDE MOUNTED ARM REST	1	204.93	204.93
LCK038Y	DUAL SOLUTIONS VERTICAL WEAPON MOUNT DUAL SOLUTIONS VERTICAL WEAPON MOUNT	1	543.60	543.60
475-0065	JOTTO DESK PRISONER SCREEN FORD UTILITY JOTTO DESK PRISONER SCREEN FORD UTILITY	1	1,155.00	1,155.00
475-0968	JOTTO- DESK PRISONER SCREEN EXTENSION PANELS JOTTO- DESK PRISONER SCREEN EXTENSION PANELS	1	157.92	157.92
S4702UINT 20	PRO-GARD CARGO SCREEN WITH BIO SEAT PRO-GARD CARGO SCREEN WITH BIO SEAT	1	1,722.84	1,722.84
FDRS-FPIU-SA	CRUISERS FOLD DOWN SLIDING TRUNK TRAY FOLD DOWN SLIDING ELECTRONICS TRAY	1	550.16	550.16
CG-X	HAVIS - CHARGE GUARD-SELECT HAVIS - CHARGE GUARD-SELECT	1	118.00	118.00
SHOP	MISC. WIRE AND CONNECTORS, AND SHOP SUPPLIES MISC. WIRE, CONNECTORS, CIRCUIT BREAKERS, IGNITION RELAYS, FUSE HOLDERS, AND OTHER SHOP SUPPLIES AND MATERIALS	1	500.00	500.00
SHIPPING	SHIPPING INBOUND FREIGHT	1	500.00	500.00
LABOR	LABOR LABOR TO REMOVE ALL POLICE EQUIPMENT FROM RETIRING UNIT	1	650.00	650.00
COMP INSTALL	LABOR TO INSTALL COMPUTER SYSTEM LABOR TO INSTALL COMPUTER SYSTEM	1	450.00	450.00
VIDEO INSTALL	LABOR TO INSTALL VIDEO CAMERA SYSTEM LABOR TO INSTALL VIDEO CAMERA SYSTEM	1	450.00	450.00
LABOR	LABOR LABOR TO INSTALL ALL PARTS	1	2,400.00	2,400.00

Contact Mid Michigan Emergency Equipment LLC to pay.

SUBTOTAL	13,712.14
TAX	0.00
TOTAL	13,712.14
BALANCE DUE	\$13,712.14

CHANGE ORDER

No. 1

OWNER: City of Owosso
CONTRACTOR: Mid Michigan Emergency Equipment Sales and Service L.L.C.
CONTRACT NAME: Public Safety Vehicle Equipment Changeover
OWNER's P.O. NO. _____

The Contract is modified as follows upon execution of this Change Order:
Description: Price increase for purchase of new parts and additional installation
Attachments: New Invoice dated 05/06/2024

CHANGE IN CONTRACT PRICE
Original Contract Price \$ <u>26,332.74</u>
Increase (Decrease) from previously approved Change Orders No. _____ to _____: \$ _____
Contract Price prior to this Change Order: \$ <u>26,332.74</u>
Increase (Decrease) of this Change Order: \$ <u>545.77</u>
Contract Price incorporating this Change Order: \$ <u>26,878.51</u>

CHANGE IN CONTRACT TIMES
Original Contract Times: Substantial Completion: _____ Ready for Final Payment: _____ (days or dates)
Increase (Decrease) from previously approved Change Orders No. _____ to _____: Substantial Completion: _____ Ready for Final Payment: _____ (days)
Contract Times prior to this Change Order: Substantial Completion: _____ Ready for Final Payment: _____ (days or dates)
Increase (Decrease) of this Change Order: Substantial Completion: _____ Ready for Final Payment: _____ (days)
Contract Times with all approved Change Orders: Substantial Completion: _____ Ready for Final Payment: _____ (days or dates)

RECOMMENDED:

By: _____
Kevin Lenkart
DIRECTOR (Authorized Signature)
Title: Public Safety Director
Date: _____

APPROVED:

By: _____
Robert J. Teich, Jr.
OWNER (Authorized Signature)
Title: Mayor
Date: _____

ACCEPTED:

By: _____
CONTRACTOR (Authorized Signature)
Title: _____
Date: _____

ATTEST:

By: _____
Amy K. Kirkland, Clerk
Date: _____



301 W. MAIN • OWOSSO, MICHIGAN 48867-2958 • (989) 725-0599 • FAX (989) 723-8854

MEMORANDUM

DATE: May 14, 2024

TO: Owosso City Council

FROM: Jessica Unangst, Director of HR & Administrative Services

RE: Contract with Logicalis for Virtual IT

Our IT vendor, Logicalis, offers virtual IT (VIT) services to assist our Network Administrator, Todd Wyzynajtys, when he needs assistance with IT work/projects that require a professional with a certain specialty. In essence, Todd can put in a service ticket for various technologies that he needs further assistance to implement. Also, if there is an emergency on the IT network, this would also allow us to reach out to Logicalis for assistance. The City is only billed for the services used, this will set up the fund to be invoiced monthly for services utilized. I am requesting \$10,000 to be deposited into the VIT fund to cover these requests as needed, paid at \$225/hour for the governmental/education rate, allowing us to have approximately 44 hours in the bank. This fund is to be used for the current calendar year (January 1, 2024 through December 31, 2024). See the attached Virtual IT Quotation from Logicalis.

Master Plan Goals: 3.2, 3.4, 3.8.

RESOLUTION NO.

**AUTHORIZING A CONTRACT WITH LOGICALIS, INC. TO PROVIDE VIRTUAL IT SERVICES
QUOTATION #2024-185294v2**

WHEREAS, the City of Owosso, a Michigan municipal corporation, utilizes a sophisticated network of computers to facilitate day-to-day operations; and

WHEREAS, said network requires the services of skilled professionals to continue to function properly; and

WHEREAS, the City desires to contract with Logicalis, Inc. for the provision of virtual IT services to assist with complex and/or emergent situations; and

WHEREAS, the City Council must adopt a resolution authorizing the terms of the quotation for the calendar year effective January 1, 2024 through December 31, 2024.

NOW THEREFORE BE IT RESOLVED by the City Council of the City of Owosso, Shiawassee County, Michigan that:

FIRST: it has determined it is advisable, necessary and in the public interest to procure a contract with Logicalis, Inc. for virtual IT services for the year effective January 1, 2024 through December 31, 2024.

SECOND: the Mayor and City Clerk are instructed and authorized to sign the document substantially in form attached as Virtual IT Quotation #2024-185294v2 between the City of Owosso and Logicalis, Inc.

THIRD: the Accounts Payable department is authorized to pay Logicalis, Inc. for work satisfactorily performed according to unit prices in an amount not to exceed \$10,000.00.

FOURTH: the above expenses shall be paid from Account No. 101-228-818.000.

Virtual IT

Quotation # 2024-185294v2

Prepared By Logicalis for:
City of Owosso

*To the attention of :
Jessica Unangst
City of Owosso
301 W Main St
Owosso, MI 48867
Tel: 989-725-0552
Email: jessica.unangst@ci.owosso.mi.us*

May 14, 2024

Virtual IT
Quotation # 2024-185294v2

Customer Name & Address	Logicalis Account Executive
Jessica Unangst City of Owosso 301 W Main St Owosso, MI 48867 989-725-0552 jessica.unangst@ci.owosso.mi.us	Lisa Nowak Logicalis Inc. 2600 S Telegraph Rd. Bloomfield Hills, MI 48302 +1 5173361052 lisa.nowak@us.logicalis.com
Bill To Address	Ship to Address
City of Owosso 301 W Main St Owosso, MI 48867-2915	

Services Statement of Work

Virtual IT

This Quotation provides for ad hoc, general consulting, and service tickets for the technologies set forth below in Table 1 ("Services") at Customer's request on a time and materials basis. The term of the Quotation commences upon the date last signed below and ends one year after ("Term").

Table 1

Data Center & Storage Skills

- AIX
- Data Protector
- EMC Storage
- HP Storage
- HP-UX
- i5/OS
- IBM Storage
- NetApp
- Tivoli Storage Manager
- Veeam
- VMware
- Windows
- x86

Microsoft Skills

- Microsoft Active Directory
- Microsoft Exchange
- Microsoft Office 365
- Microsoft Skype for Business (does not include Voice services)
- Microsoft System Center

Communication & Network Skills

- Cisco IP Telephony
- Cisco Security
- Cisco LAN
- Cisco WAN
- Palo Alto

Invoicing

Customer will be billed for the Services on a time and materials basis at a rate of \$225.00 per hour, and invoiced monthly for those Services and for authorized travel expenses until the expiration of the Term.

Resource Scheduling

Logicalis will review and acknowledge each Services request within one business day of receipt of the request. Logicalis will then contact Customer to discuss scheduling the delivery of the Services which will be based upon availability of resources. Service Requests must be submitted via the ServiceNow customer portal or by phone at (888) 550-8324

Cancellations

In the event Customer cancels a scheduled use of Services, after deployment of a technical resource, the number of hours expended in preparation for providing the Services or travel to Customer's site, including related travel expenses will be charged to Customer as specified under the terms of this Quotation.

Virtual IT Additional Information

The services will be provided to the Customer on a time and materials basis at a rate of \$225/hr up to 44 hours, not to exceed \$10,000.

Terms and Conditions

Terms Applicable to All Sales

1. In the event Customer chooses to lease the Products and/or Services from a third party leasing company, Customer remains liable for payment to Logicalis for all Products and/or Services purchased until Logicalis receives payment from such leasing company.
2. All items not specifically included in this document are out of scope.
3. Prices are valid for 30 days from date of the document unless otherwise stated.
4. The information in this document is considered proprietary and confidential to Logicalis. By acceptance of this Quotation, Customer agrees to maintain this confidentiality and use such information for internal purposes only.

Terms Applicable for Professional Services Sales

1. Logicalis' Terms and Conditions of Sale, found at us.logicalis.com/tcsales, are incorporated herein by reference.
2. General customer responsibilities, project assumptions, change management processes, and other terms applicable to the delivery and receipt of services (as applicable to this Quotation), found at us.logicalis.com/gcr, are incorporated herein by reference.
3. Unless otherwise mutually agreed upon, reasonable travel expenses will be tracked separately and billed directly to Customer. Travel expenses will include cost incurred from travel (airfare, rental car, mileage, tolls and lodging). Meals, if any, will be billed at the per diem rate of \$65.

Quotation Acceptance

By signing below, the undersigned accepts this offer and confirms that he/she is authorized to purchase these items on behalf of Customer. This offer may be accepted by purchase order or other acknowledgement of acceptance, including, without limitation, by signing this document. Any reference to a Customer's Purchase Order or P.O. number does not indicate Logicalis' acceptance of terms and conditions referenced on/attached to any such P.O.

Accepted By:
City of Owosso

Accepted By:
Logicalis, Inc.

Signature

Signature

Printed Name

Printed Name

Title

Title

Date

Date

© 2024 Logicalis, Inc. All trademarks are acknowledged. All rights reserved.

Attest:

Signature

Amy K. Kirkland

Printed Name

Clerk

Title

Date



DATE: 5.14.24
TO: CITY COUNCIL
FROM: CITY MANAGER
SUBJECT: BRA # 23 Reimbursement Agreement Approval – Woodland Trails/Washington Park

BACKGROUND:

On April 1, 2024, the City Council held a public hearing and approved the BRA Board's recommendation to adopt BF Plan # 23. Public Act 381 requires that the city and the applicant enter into a reimbursement agreement after approval of the plan.

This reimbursement agreement has 5 parties: City of Owosso, Shiawassee County Brownfield Authority, Shiawassee County Land Bank, J.W. Morgan Construction, LLC, and Venture Housing III, Inc. This agreement spans the 2 sites in the Brownfield Plan. The reimbursement amounts and positions are as follows:

- (i) The Shiawassee County Land Bank Authority will be reimbursed first with available TIF for all costs incurred and associated with the development of the Brownfield Plan and included in the Plan in an amount not to exceed \$53,350.
- (ii) The City of Owosso will be reimbursed second with available for TIF for all costs incurred and associated with the identified infrastructure improvements included in the Brownfield Plan in an amount not to exceed \$172,500.
- (iii) The Developers will be repaid after the County and the City have been repaid through available TIF for all costs incurred and associated with the identified infrastructure improvements included in the Brownfield Plan in an amount not to exceed \$951,517

The County Land Bank will capture 50% of the TIF for the first 5 years. The City of Owosso's eligible reimbursements are for costs associated with sewer repair in Woodland Trails and soft costs (engineering).

RECOMMENDATION:

Subject to requirements of PA 381 and the approved #23 Brownfield Plan for the Woodland Trails/Washington Park Project, staff recommends approval of this reimbursement agreement.

Master Plan Goals: 1.2, 1.4, 5.11, 7.1, 7.4

RESOLUTION NO.

RESOLUTION APPROVING BROWNFIELD REIMBURSEMENT AGREEMENT FOR WOODLAND-WASHINGTON BROWNFIELD PLAN

WHEREAS, the City of Owosso, Shiawassee County, Michigan, approved the twenty-four (24) year Brownfield Plan # 23 – Woodland Trails/Washington Park Project on April 1, 2024; and

WHEREAS, the City of Owosso's tax abatement policy and Public Act 381 require that the City and the applicant enter into a Brownfield reimbursement agreement; and

WHEREAS, this agreement is between the City of Owosso, the Shiawassee County Brownfield Redevelopment Authority, the Shiawassee County Land Bank Authority, J.W. Morgan Construction, LLC, and Venture Housing III, Inc.

NOW THEREFORE BE IT RESOLVED by the City Council of the City of Owosso, Shiawassee County, Michigan that:

- FIRST: it has theretofore determined that it is advisable, necessary and in the public interest to approve the reimbursement agreement for Brownfield # 23 – Woodland Trails/ Washington Park Project.
- SECOND: as parcels are transferred from the SCLBA to Developer I, the SCLBA will capture fifty percent (50%) of all taxes for the first five years following the transfer of the property. The remaining available tax increment revenue millages subject to Brownfield Tax Increment Revenue Capture may then be retained by the SCBRA to be disbursed to the Parties subject to the Reimbursement Agreement, given the conditions for reimbursement as described in Section 2 and Section 3(a-c) have been met. Available tax increment revenues shall be repaid to each of the entities in the following manner:
- (i) The Shiawassee County Land Bank Authority will be reimbursed first with available TIF for all costs incurred and associated with the development of the Brownfield Plan and included in the Plan in an amount not to exceed \$53,350.
 - (ii) The City of Owosso will be reimbursed second with available TIF for all costs incurred and associated with the identified infrastructure improvements included in the Brownfield Plan in an amount not to exceed \$172,500.
 - (iii) The Developers will be repaid after the County and the City have been repaid through available TIF for all costs incurred and associated with the identified infrastructure improvements included in the Brownfield Plan in an amount not to exceed \$951,517.
- THIRD: the Mayor and City Clerk are instructed and authorized to sign the document substantially in the form attached, Brownfield Redevelopment Act 381 Reimbursement Agreement for the Woodland Trails/ Washington Park Project.

**REIMBURSEMENT AGREEMENT
WOODLAND-WASHINGTON BROWNFIELD PLAN**

THIS REIMBURSEMENT AGREEMENT (the “Agreement”) is made as of _____, between **THE SHIAWASSEE COUNTY BROWNFIELD REDEVELOPMENT AUTHORITY**, (herein referred to as the “SCBRA”), whose address is 201 N. Shiawassee St., 1st Floor, Corunna, MI 48817, **THE SHIAWASSEE COUNTY LAND BANK AUTHORITY**, (herein referred to as the “County” or “SCLBA”), whose address is 201 N. Shiawassee St., 1st Floor, Corunna, MI 48817, **THE CITY OF OWOSSO**, (herein referred to as the “City”), whose address is 301 W. Main Street, Owosso, MI 48867, **J.W. MORGAN CONSTRUCTION, LLC.** (herein referred to as “Developer I”), whose address is 7452 Seymour Road, Swartz Creek, MI 48473, and **VENTURE HOUSING III, Inc.** (herein referred to as the “Developer II”), whose address is 196 Cesar E. Chavez Avenue, P.O. Box 430598, Pontiac, MI 48343, Developer I and Developer II shall be collectively known as “the Developers.”

RECITALS

A. The Shiawassee County Board of Commissioners (the “County”) established the Shiawassee County Brownfield Redevelopment pursuant to Michigan Public Act 381 of 1996, as amended (“Act 381”). The primary purpose of Act 381 is to encourage the redevelopment of eligible property by providing economic incentives through tax increment financing for certain eligible activities. Pursuant to Act 381, the SCBRA adopted the Brownfield Plan which was duly approved by the Shiawassee County Board of Commissioners on March 13, 2024 (the “Brownfield Plan”), for the purposes of supporting the Woodland Trails and Washington Park Redevelopment (the “Project”). The Brownfield Plan is attached as Exhibit B and incorporated by reference into this Agreement.

B. The City of Owosso City Council (the “City Council”) established the City of Owosso Brownfield Redevelopment Authority (the “OBRA”) under the procedures under Act 381, to facilitate the cleanup and redevelopment of Brownfields within the City of Owosso; at the March 6, 2024 meeting the OBRA passed a Resolution of Understanding and a Resolution of Concurrence in support of the Brownfield Plan; and at the April 1, 2024 City Council meeting, the City Council passed a Resolution of Understanding and Resolution of Concurrence in support of the Brownfield Plan in order to allow the Plan to be administered by the SCBRA.

C. The developers intend to, in accordance with the Brownfield Plan, redevelop the Woodland Trails and Washington Park Properties. Developer I intends to redevelop the properties located at 1493 N. Mallard Circle, 1491 N. Mallard Circle, 1487 N. Mallard Circle, 1485 N. Mallard Circle, 1479 N. Mallard Circle, 1477 N. Mallard Circle, 1473 N. Mallard Circle, 1441 Pintail Ct., 1411 N. Mallard Circle, 1430 N. Mallard Circle, 1426 N. Mallard Circle, 1424 N. Mallard Circle, 1406 N. Mallard Circle, 1408 N. Mallard Circle. Developer II intends to redevelop the property located at N. Washington Street. At the time of this Reimbursement Agreement, all properties are under the control of the SCLBA. The

properties are more particularly described on the attached Exhibit A and, together with personal property located thereon, is hereinafter referred to as the “Subject Property.”

D. Parcels will be transferred from the SCLBA to Developer I over a period of four (4) years, subject to the terms of the Construction Agreement in place between the SCLBA and Developer I. These parcels are included on a Special Acts roll, and fifty percent (50%) of the taxes are captured for a period of five years by the SCLBA. These parcels return to the Ad Valorem roll at the end of the five (5) year period. During such time, the SCBRA may use the balance of Tax Increment Revenues attributable to Brownfield to repay the parties subject to this reimbursement agreement as defined further in the Terms and Conditions to this Reimbursement Agreement Section 3(d). As the parcels return to the Ad Valorem Roll, all Tax Increment Revenues available to the Brownfield shall be captured to repay the parties to this reimbursement agreement.

E. Act 381 permits the SCBRA to capture and use the property tax revenues generated from the incremental increase in property value of a redeveloped brownfield site constituting an “eligible property” under Act 381 to pay or to reimburse the costs of conducting “eligible activities” as defined by Act 381.

F. By undertaking the Project, the County, City and Developer will incur costs pertaining to Eligible Infrastructure Improvements, soft costs related to infrastructure improvements, and the preparation and implementation of a Brownfield Plan.

G. The SCBRA and OBRA have incurred and will incur certain eligible administrative and operating expenses associated with the Brownfield Plan (the “Administrative Costs”), and for which it seeks reimbursement from Local Tax Increment Revenues. The term “Local Tax Increment Revenues” means Tax Increment Revenues other than Taxes Levied for School Operating Purposes, as these terms are defined in Act 381.

H. The County, City, and the Developers desire to establish the terms and conditions upon which the SCBRA shall utilize Tax Increment Revenues captured pursuant to the Plan to reimburse the County, City and Developers for the costs of Eligible Activities undertaken at the subject property.

TERMS AND CONDITIONS

Therefore, in exchange for the consideration in and referred to by this Agreement, the parties agree as follows:

1. Sources and Uses of Tax Increment Revenues:

(a) The following Tax Increment Revenues attributable to the levies of ad valorem taxes and Specific Taxes upon the Subject Property that are eligible for capture by the SCBRA under Act 381 will comprise the sources of Tax Increment Revenues available to

SCBRA for purposes of the Plan and to make the reimbursement payments required under this Agreement:

(i) Levies of the City of Owosso, Shiawassee County and other taxing jurisdictions that levy ad valorem or Specific Taxes that are considered Local Taxes under Act 381 (“Local Taxes”).

(ii) Subject to the approval of the Michigan Department of Environment, Great Lakes and Energy (EGLE) and/or the Michigan Strategic Fund (MSF) of a work plan, where required under Act 381, for the Eligible Activities to be conducted on the Subject Property (the “EGLE Work Plan” or the “MSF Work Plan”), taxes levied by the State of Michigan pursuant to the State Education Tax.

(iii) Subject to the approval of a EGLE Work Plan or the MSF Work Plan, where required under Act 381, levies of the Owosso School District (the “School District”).

(b) The SCBRA shall not be required by this Agreement to use Tax Increment Revenues attributable to the levies by the State of Michigan of the State Education Tax or by the School District for other than reimbursement payments to the Developer for Eligible Activities that are part of an approved EGLE Work Plan or MSF Work Plan, or for Eligible Activities under Act 381 that are permitted to be reimbursed without EGLE or MSF approval of a work plan. However, this Agreement shall not prohibit SCBRA, in its sole discretion, from capturing or using Tax Increment Revenues attributable to the Subject Property for any purpose authorized by Act 381, including, but not limited to, administrative expenses of the SCBRA, the cost of preparing and developing the EGLE Work Plan and MSF Work Plan, and funding of a local site remediation revolving fund.

(c) Anything in this Agreement to the contrary notwithstanding, if the proposed use of Tax Increment Revenues derived from Taxes Levied for School Operating Purposes (as defined in Act 381) on the Subject Property (the “School Taxes”), is not permitted by law or is denied in whole or in part by EGLE or MSF, the BRA may approve the use of a combination of Tax Increment Revenues derived from Local Taxes on the Subject Property and the approved portion of School Taxes, if any, to make reimbursement payments under this Agreement. The BRA shall not be obligated to increase the portion of Local Taxes to be used for reimbursement of Eligible Activities to offset any reduction of available School Taxes made by the EGLE or MSF.

(d) Unless otherwise agreed upon by the interested parties and subject to the assignment of this Agreement, the capture of Tax Increment Revenues will continue to accrue to the benefit of the parties of this Agreement, including the County, City and Developers.

2. Submission of Costs: For those Eligible Activity Costs for which the County, City, or either Developer seeks reimbursement from the SCBRA, the Developer shall submit the information outlined below BRA in the form of a “Reimbursement Request”:

- (1) A written statement detailing the costs;
- (2) A written explanation as to why they are Eligible Costs;
- (3) Copies of invoices from contractors, engineers or others who provided such services, or, for the Developer's personnel for whose services reimbursement is being sought, detailed time records showing the work performed by such individuals; and
- (4) Any other information which may be reasonably required by the SCBRA.

3. SCBRA Reimbursement Payments to Parties subject to the terms of the Reimbursement Agreement:

(a) From time to time, but not more frequently than annually without approval of the SCBRA, County, City or either Developer may submit to the SCBRA, prior to completion of all Eligible Activities included in the Plan, a Certification for Reimbursement seeking reimbursement of costs paid or incurred by Developer to complete certain Eligible Activities that are eligible for reimbursement pursuant to this Agreement and the Plan. Such certification shall include a narrative of the approved activities performed certifying that such activities have been completed in the manner and in compliance with the terms of the Plan and the Plan’s supporting documents, that such activities qualify for reimbursement under this Agreement, a representation and warranty of the party seeking reimbursement that all activities for which reimbursement is sought qualify as Eligible Activities under Act 381 and this Agreement, copies of all documents or reports for whose preparation payment is requested, a copy of invoices for the work described in such certification, any substantiating documentation that is reasonably requested by the SCBRA.

(b) Within sixty (60) days of its receipt of such certification and supporting documentation, the BRA shall complete its review of the Submission to confirm that such activities qualify for reimbursement under this Agreement and the Plan and shall advise Developer in writing (“Written Determination”) of its confirmation, or if any activities do not so qualify, the specific reasons why the BRA believes that such activities do not so qualify.

(c) Except for costs of Eligible Activities payable under Section 4 below, to the extent that such Submission is approved, the SCBRA shall cause County, City or either Developer to be paid the amounts approved in the quarter following the Submission, but only to the extent that Tax Increment Revenues attributable to the Subject Property have been submitted by the City and County Treasurers to the SCBRA. If sufficient Tax Increment

Revenues attributable to the Subject Property are not available at the time a Submission is approved and payment is due, the approved amount shall be paid from Tax Increment Revenues attributable to the Subject Property that are next received by the BRA and that are not otherwise allowed to be used for purposes permitted by Section 4 below. The BRA reimbursement responsibility is dependent on funds received from taxing jurisdictions provided that the Subject Property's taxes have been paid.

(d) As parcels are transferred from the SCLBA to Developer I, the SCLBA will capture fifty percent (50%) of all taxes for the first five years following the transfer of the property. The remaining available tax increment revenue millages subject to Brownfield Tax Increment Revenue Capture may then be retained by the SCBRA to be disbursed to the Parties subject to the Reimbursement Agreement, given the conditions for reimbursement as described in Section 2 and Section 3(a-c) have been met. Available tax increment revenues shall be repaid to each of the entities in the following manner:

- (i) The Shiawassee County Land Bank Authority will be reimbursed first with available TIF for all costs incurred and associated with the development of the Brownfield Plan and included in the Plan in an amount not to exceed \$53,350.
- (ii) The City of Owosso will be reimbursed second with available for TIF for all costs incurred and associated with the identified infrastructure improvements included in the Brownfield Plan in an amount not to exceed \$172,500.
- (iii) The Developers will be repaid after the County and the City have been repaid through available TIF for all costs incurred and associated with the identified infrastructure improvements included in the Brownfield Plan in an amount not to exceed \$951,517.

(e) To the extent that any portion of such Submission is not approved within the sixty (60) day review period, any authorized representative of the SCBRA and Party seeking reimbursement shall, upon the written request of either party within fourteen (14) days after receipt of the Written Determination, meet promptly to discuss the reasons the submission (or any portion thereof) was not approved and the conditions pursuant to which Developer can obtain approval of such disallowed request and Developer and SCBRA agree to work cooperatively and diligently to resolve and or comply with any such conditions.

(f) The County, City or either Developer shall notify the SCBRA of the completion of Eligible Activities for which reimbursement may be sought under this Agreement and will execute and deliver to SCBRA a letter certifying completion within one year after the date of completion of all Eligible Activities for which reimbursement is sought under this Agreement. The County, City or either Developer may receive progress payments under paragraph 3(c) for costs incurred for Eligible Activities prior to submitting the letter of

completion. In order to receive progress payments under paragraph 3(c), The party seeking reimbursement shall execute and deliver to SCBRA a letter certifying the reimbursement progress payments being requested for eligible activities. Such certification shall include all items identified in Section 3(a).

(g) Anything in this Agreement to the contrary notwithstanding, the Parties subject to the terms of this Reimbursement Agreement and its affiliates shall comply with all applicable laws, ordinances, executive orders, or other regulations imposed by the County, City or any other properly constituted governmental authority with respect to the Subject Property and shall use the Subject Property in accordance with the Plan and the Development Agreement, if any, for the term of this Agreement; and if the Developer shall fail to do so, the SCBRA may, in its sole discretion, withhold reimbursement payments under this Agreement for as long as such violation persists.

4. Brownfield Administrative and Operating Costs:

(a) The SCBRA and OBRA shall retain and use annual Tax Increment Revenues attributable to the Subject Property to pay administrative and operating expenses of the SCBRA and OBRA and to conduct other activities permitted under Act 381, from the annual Tax Increment attributable to the Subject Property. The amount the BRA shall retain shall be the maximum amount authorized to be captured under Act 381; however, for purposes of this Agreement, in no event shall such amount exceed 10% of annual tax increment revenues for the SCBRA and 5% of annual tax increment revenues for the OBRA for a total of 15% of available tax increment revenues for administrative and operating expenses under Act 381.

(b) The amount retained pursuant to this Section 4 may be generated only from Tax Increment Revenues attributable to the levies of Local Taxes upon the Subject Property and after the expiration of any property tax abatements.

(c) If all amounts retained by the SCBRA from Tax Increment Revenues attributable to the levy of Local Taxes for any year exceed the maximum amount authorized to be captured under Act 381, the excess shall be redistributed to the Parties subject to the Reimbursement Agreement in accordance with the repayment provisions as identified in Section 3(d) for reimbursement of expenses incurred from the performance of Eligible Activities in accordance with this Agreement.

5. Adjustments: If the Brownfield Plan is subsequently amended or modified in accordance with Act 381 to result in a change of Eligible Costs, the SCBRA shall reimburse the County, City or either Developer in accordance with the terms and conditions set forth in this Agreement.

6. Development: The Developers shall commence work on the Project as soon as practical after the City Council approves the Brownfield Plan, with said work to be in

accordance with the Development Agreement and Brownfield Plan. The Developer will use its reasonable best efforts to complete the Project no later than April 2028. Notwithstanding the foregoing, if there is a delay due to receiving any necessary approvals from the City of Owosso, Shiawassee County or the State of Michigan, the deadline shall be extended one (1) day for each day of delay.

7. Reporting: The Developers shall submit a written report to the SCBRA within thirty (30) days after the Project's completion date indicating as of such Project completion date the number of permanent jobs located at the Project, square footage of new residential, linear footage of public infrastructure, and the total private investment.

8. Interpretation: This is the entire agreement between the parties as to its subject. It shall not be amended or modified except in writing signed by the parties. It shall not be affected by any course of dealing and the waiver of any breach shall not constitute a waiver of any subsequent breach of the same or any other provision.

9. Assignment; Binding Effect: This Agreement and the rights and obligations under this Agreement shall not be assigned or otherwise transferred by any party without the consent of the other party, which shall not be unreasonably conditioned, delayed or withheld, provided, however, upon repayment of eligible activities conducted by the County and the City, only then may Developer II assign its interest in this Agreement to an affiliate without the prior written consent of the SCBRA, provided, any such assignee shall acknowledge to the SCBRA in writing on or prior to the effective date of such assignment its obligations upon assignment under this Agreement provided, further, that Developer II may make a collateral assignment of the Tax Increment Revenues after review of such assignment and consent by the SCBRA. As used in this paragraph, "affiliate" means any corporation, company, partnership, limited liability company, trust, sole proprietorship or other entity or individual which (a) is owned or controlled by Developer II, (b) owns or controls Developer II or (c) is under common ownership or control with Developer II. This Agreement shall be binding upon any successors or permitted assigns of the parties.

10. Term: This Agreement shall terminate the earlier of the date when all reimbursements required under this Agreement have been made or 2054 as indicated in the approved Brownfield Plan.

11. Indemnification:

(a) The Developers indemnifies, defends and holds harmless SCBRA, and any and all of its past, present and future members, officials, employees, representatives, agents and consultants (collectively, the "Indemnified Persons"), from any and all losses, demands, claims, actions, causes of action, assessments, suits, judgments, damages, liabilities, penalties, costs and expenses (including without limitation the actual reasonable fees and expenses of attorneys and other consultants) which are asserted against, or are

imposed upon or incurred by SCBRA or an Indemnified Person and which are resulting from, relating to, or arising out of any of the following:

(i) Any order of the State, any agency thereof, or a court of competent jurisdiction, under the process described in Section 12(b) below, requiring that the State of Michigan or any other taxing jurisdiction be repaid or refunded any levy captured as Tax Increment Revenues and paid to Developer as a reimbursement payment under this Agreement made in excess of the amount of Tax Increment Revenues the BRA is determined by the State, any agency thereof, or a court to be allowed by law to use for such reimbursement, with the exception of:

(1) Any payments received by the SCBRA under Section 4,

(2) Any payments received by the County, City or either Developer for Eligible Activity performed before the Effective Date of the Plan and which are approved within the BA Plan, and

(3) Any Tax Increment Revenues required to be repaid under Section 12.

(ii) Any act or omission of either Developer, after taking title to or control of the Subject Property, with respect to the conduct of a baseline environmental assessment, due care activity or additional response or remedial activity for the Subject Property, including any failure by the Developer to take any affirmative action required by law to prevent the release of a hazardous substance or any other contaminant or the exacerbation of an existing environmental condition.

(iii) Any release of a hazardous substance or any other contaminant on the Subject Property or an exacerbation of an existing environmental condition, any adverse effects on the environment, or any violation of any State or Federal environmental law, rule or regulation arising out of, caused by or due to an act, error or omission by the Developer.

(iv) The undertaking of Eligible Activities for the Subject Property.

(v) The acquisition, construction, equipping and/or operation of the business of the Developer on the Subject Property.

(b) In the event any person challenges or otherwise asserts that the State of Michigan or any other taxing jurisdiction must be repaid or refunded any levy captured as Tax Increment Revenues and paid to Developer as a reimbursement payment under this Agreement, the SCBRA shall provide written notice of such challenge or assertion and provide the Developer with the opportunity to defend such challenge or assertion.

(c) In the event of any disagreement between the members, managers, shareholders, directors or officers of the Developer hereto resulting in conflicting instructions to, or adverse claims or demands upon the SCBRA with respect to the payment of the reimbursement contemplated by this Agreement, the SCBRA shall refuse to comply with any such instructions, claim or demand so long as such disagreement shall continue, and in so refusing the SCBRA may not release the reimbursement. The SCBRA shall not be or become liable in any way for its failure or refusal to comply with any such conflicting instructions or adverse claims or demands, and it shall be entitled to continue to refrain from acting until such conflicting instructions or adverse claims or demands (1) shall have been adjusted by written agreement executed by all necessary parties and the SCBRA shall have been notified in writing thereof or (2) shall have finally been determined in a court of competent jurisdiction. The SCBRA, at its sole discretion, may file an interpleader action. Upon depositing the reimbursement with a court of competent jurisdiction, the SCBRA shall be released from any further liability under this Agreement with respect to said reimbursement. Charges for attorney fees and court costs in connection with this action may be deducted from the reimbursement contemplated by this Agreement.

(d) The SCBRA may, at its discretion and without consent of the Developer, set-off any amount owing to the Developer under this Agreement to satisfy any indemnification obligation of the Developer under this Section 7.

(e) If any suit, action or proceeding is brought against the SCBRA or any Indemnified Person related to the subject matter hereof, that action or proceeding shall be defended by counsel to the SCBRA or the Developer, as the SCBRA shall determine. If the defense is by counsel to the SCBRA, the Developer shall indemnify the SCBRA and Indemnified Persons for the reasonable cost of that defense including reasonable counsel fees. If the SCBRA determines that the Developer shall defend the SCBRA or Indemnified Person, the Developer shall immediately assume the defense at its own cost. The Developer shall not be liable for any settlement of any proceedings made without its consent (which consent shall not be unreasonably withheld, delayed or conditioned).

(f) The Developer shall also indemnify the SCBRA for all reasonable costs and expenses, including reasonable counsel fees, incurred in:

(i) enforcing any obligation of the Developer under this Agreement or any related agreement to which the Developer is a party,

(ii) taking any action requested by the Developer, or

(iii) To the extent that such cost or expense exceeds or is not subject to Section 6 herein, taking any action on behalf of the Developer that is required of the Developer, or which is otherwise considered necessary by the SCBRA, under this Agreement or any related agreement to which the Developer is a party.

(g) The obligations of the Developer under this section shall survive any assignment or termination of this Agreement.

12. Loss of Revenue from a Taxing Jurisdiction: It is understood that the Brownfield Plan as approved is intended to capture Tax Increment Revenues from several taxing jurisdictions. In the event that a taxing jurisdiction, or any other party, challenges the capture of any tax revenues and the State, an agency thereof, or a court of competent jurisdiction issues an order preventing the capture and use of those revenues and requiring the refund or repayment of any captured Tax Increment Revenue previously paid to Developer pursuant to this Agreement, the Developer agrees to repay to the BRA the captured Tax Increment Revenues previously paid to Developer pursuant to this Agreement.

13. Property Tax Appeal: The Developers shall have full rights to appeal property tax assessments under State law. The Developers agrees that any such appeal will apply only to the current tax year in which the appeal is made, and the Developer expressly waives any right to reimbursement for previous year's taxes. The Developers also expressly acknowledge any tax appeal may impact the Authority's ability to reimburse the Developer's Eligible Activities or other obligations under this Agreement, and expressly waives any claim against the Authority that result from any tax appeal filed by the Developer.

14. Notices: All notices, certificates or communications required by this Agreement to be given shall be in writing and shall be sufficiently given and shall be deemed delivered when personally served, or when received if mailed by registered or certified mail, postage prepaid, return receipt requested, addressed to the respective parties as follows:

If to SCBRA or SCLBA:

Attn: Dr. Brian Boggs
201 N. Shiawassee St., 1st Floor
Corunna, MI 48817

If to City of Owosso:

Attn: Mr. Nathan Henne
301 N. Main Street
Owosso, MI 48867

If to Developer I:

J.W. Morgan Construction, LLC,
Attn: Mr. Jeremy Morgan
7152 Seymour Road
Swartz Creek, MI 48473

If to Developer II:

Venture Housing III, Inc.
Attn:
196 Cesar E. Chavez Avenue
P.O. Box 430598
Pontiac, MI 48343

11. Amendment and Waiver: No amendment or modification to or of this Agreement shall be binding upon any party hereto until such amendment or modification is reduced to writing and executed by all parties hereto. No waiver of any term of this Agreement shall be binding upon any party until such waiver is reduced to writing, executed by the party to be charged with such waiver, and delivered to the other parties hereto.

12. Entire Agreement: This Agreement contains all agreements between the parties. There are no other representations, warranties, promises, agreements or understandings, oral, written or implied, among the parties, except to the extent reference is made thereto in this Agreement.

13. Execution in Counterparts: This Agreement may be executed in counterparts, each of which shall be an original and all of which shall constitute the same instrument.

14. Applicable Law: This Agreement shall be governed in all respects, whether as to validity, construction, performance and otherwise, by the laws of the State of Michigan.

15. Force Majeure: Failure of performance by any party hereunder shall not be deemed to be in default where delays of performance are due to war, insurrection, strike, lock out, riot, flood, earthquake, fire, casualty, act of the public enemy, epidemic, quarantine restriction, freight embargo, lack of transportation, governmental restriction or priority (other than with respect to matters for which the County, City or Developer is obligated to obtain governmental approvals or permits), severe weather, delay by any contractor, subcontractor or supplier where the cause of such delay is not in the County, City or Developers or indirect control or occasioned by a dispute between such person and County, City or Developer, or act of the other party which is impermissible hereunder (collectively, "Force Majeure"). An extension of time for any cause related to a Force Majeure shall only be for the period of the enforced delay, which period shall commence to run from the time of the commencement of the cause.

WHEREFORE, this Agreement has been executed as of the date first written above.

**SHIAWASSEE COUNTY BROWNFIELD
REDEVELOPMENT AUTHORITY (SCBRA)**

By: _____

Its: _____

**SHIAWASSEE COUNTY LAND BANK
AUTHORITY (SCLBA)**

By: _____

Its: _____

**THE CITY OF OWOSSO
ATTEST:**

By: _____

Its: City Clerk, Amy K. Kirkland

THE CITY OF OWOSSO

By: _____

Its: Mayor, Robert J. Teich, Jr.

J.W. MORGAN CONSTRUCTION, LLC

By: _____

Its: _____

VENTURE HOUSING III, INC.

By: _____

Its: _____

EXHIBIT A

IDENTIFICATION OF PROPERTY

EXHIBIT B
BROWNFIELD PLAN

EXHIBIT B
RESOLUTIONS



301 W. MAIN • OWOSSO, MICHIGAN 48867-2958 • (989) 725-0599 • FAX (989) 723-8854

MEMORANDUM

DATE: May 13, 2024

TO: Mayor Robert Teich Jr, City Council, and Manager Nathan Henne

FROM: Michael Dowler, Assessor

RE: Osburn Lakes Common Area Deed

It has come to my attention that the common areas for the Osburn Lakes Condominium Development have not been deeded to the homeowner's association as stated in the "Second Purchase Agreement" dated July 7, 2004, and approved by the city council. (see attached)

In the "Second Purchase Agreement" under "Option for Phase 1" number 13 it states that "The common area in Phase 1 shall be conveyed to the homeowner's association which will be formed by Developer at such time as the association becomes functional pursuant to the terms of the Master Deed."

Staff recommends the execution of this deed of common areas to the Osburn Lakes Condominium Association to satisfy the "Second Purchase Agreement" requirement and to reassure there is no ambiguity of ownership in the future.

If there are any questions, please feel free to contact me at (989) 725-0530 or michael.dowler@ci.owosso.mi.us.

RESOLUTION NO.

**AUTHORIZING THE TRANSFER OF OSBURN LAKES COMMON AREAS
TO THE HOMEOWNERS' ASSOCIATION**

WHEREAS, the Council of the City of Owosso, Shiawassee County, Michigan initiated the development of the Osburn Lakes Residential Site Condominium subdivision with the approval of the Second Purchase Agreement on July 7, 2004; and

WHEREAS, Section 13 of Article I, Option for Phase 1, of the Second Purchase Agreement provides that the common area of Phase 1 shall be conveyed to the Homeowners' Association when it becomes functional pursuant to the terms of the Master Deed; and

WHEREAS, due to extraordinary circumstances completion of the development was severely delayed and ownership of said common area was never transferred; and

WHEREAS, the City wishes to rectify this situation and fulfill the terms of the Second Purchase Agreement by transferring the common areas to the Association.

NOW THEREFORE BE IT RESOLVED by the City Council of the City of Owosso, Shiawassee County, Michigan that:

- FIRST: it has heretofore determined that it is advisable and in the public interest to deed the common area of the Osburn Lakes Residential Site Condominium Subdivision to the Osburn Lakes Residential Site Condominium Association in fulfillment of the terms of the Second Purchase Agreement.
- SECOND: the Mayor and City Clerk are authorized and instructed to sign the document substantially in the form attached, Quit Claim Deed for Corporation.
- THIRD: the City Clerk is directed to record the executed deed with the Shiawassee County Register of Deeds Office.

QUIT CLAIM DEED FOR CORPORATION

The Grantor, the **CITY OF OWOSSO**, a Michigan municipal corporation, of 301 West Main Street, Owosso, Michigan 48867, quit claims to **OSBURN LAKES RESIDENTIAL SITE CONDOMINIUM ASSOCIATION**, situated within the City of Owosso, Michigan, the common elements and limited common elements as defined by the Osburn Lakes Residential Site Condominium Master Deed as recorded in the Shiawassee County Register of Deeds at Liber 1069 Page 159 (Master Deed, Page 4, Article V, Common Elements) and demarcated within the Master Deed (Page 59 thru 63); situated within the described premises located in the City of Owosso, County of Shiawassee and State of Michigan:

PART OF THE NORTHEAST 1/4 OF SECTION 18 AND ALSO PART OF THE SOUTHEAST 1/4 OF SECTION 7, T7N-R3E, CITY OF OWOSSO, SHIAWASSEE COUNTY, MICHIGAN DESCRIBED AS FOLLOWS: BEGINNING AT A POINT ON THE NORTH AND SOUTH 1/4 LINE OF SAID SECTION 18, WHICH IS S 01°03'40" W 574.96 FEET FROM THE NORTH 1/4 CORNER OF SAID SECTION 18, SAID POINT ALSO BEING THE SOUTHWEST CORNER OF SHIAWASSEE COUNTY SUBDIVISION PLAN NO. 8, WOODLAND TRAILS CONDOMINIUM, AS RECORDED IN LIBER 1057, PAGE 8, SHIAWASSEE COUNTY, MICHIGAN RECORDS; THENCE ALONG SAID CONDOMINIUM S 89°01'21" E 870.02 FEET AND N 00°25'59" W 625.15 FEET AND N 89°01'21" W 100.03 FEET; THENCE N 00°25'59" W 383.70 FEET; THENCE S 89°12'50" E 1231.17 FEET; THENCE S 00°30'20" E 437.83 FEET TO THE NORTH LINE OF SECTION 18; THENCE S 01°17'56" W 1098.05 FEET; THENCE S 81°30'01" W 836.77 FEET; THENCE N 90°00'00" W 167.13 FEET; THENCE N 01°03'40" E 313.94 FEET; THENCE N 88°56'20" W 125.00 FEET; THENCE S 01°03'40" W 25.00 FEET; THENCE N 88°56'20" W 60.00 FEET; THENCE N 01°03'40" E 44.41 FEET; THENCE N 88°56'20" W 240.00 FEET; THENCE S 01°03'40" W 35.00 FEET; THENCE N 88°56'20" W 60.00 FEET; THENCE N 01°03'40" E 25.00 FEET; THENCE N 88°56'20" W 120.00 FEET; THENCE S 01°03'40" W 450.00 FEET; THENCE N 88°56'20" W 120.00 FEET; THENCE S 01°03'40" W 48.46 FEET; THENCE N 88°56'20" W 60.00 FEET; THENCE N 01°03'40" E 25.00 FEET; THENCE N 88°56'20" W 205.00 FEET TO SAID NORTH AND SOUTH 1/4 LINE OF SECTION 18; THENCE N 01°03'40" E, ALONG SAID NORTH AND SOUTH 1/4 LINE, 812.36 FEET TO THE PLACE OF BEGINNING, CONTAINING 52.72 GROSS ACRES OF LAND, MORE OR LESS, BEING SUBJECT TO THAT PART NOW USED AS GOULD STREET, SO-CALLED, AND BEING SUBJECT TO ANY RECORDED OR UNRECORDED EASEMENTS OF BENEFIT OR BURDEN.

for the sum of One and No/1 00 (\$1.00) Dollar. This conveyance is exempt from State and County Transfer Tax pursuant to MCL 207.526(6)(h)(i) and MCL 207.505(5)(h)(i).

This Deed is subject to the City's reservation of an undivided 100% interest in mineral rights to the City of Owosso for the purpose of development and operation of water supply wells, together with the right and privilege of entering upon said properties to establish and maintain water wells, water mains and other appurtenances as may be necessary to develop and operate a municipal water well supply. Such facilities and means for ingress and egress are to be located on common areas and utilities easements of the property. OSBURN LAKES RESIDENTIAL SITE CONDOMINIUM ASSOCIATION retains the right to use the surface of the property, except such portion thereof required for the security of the actual well facilities, and except for the use limitations as may be

The Grantor grants to the Grantees the right to make all division(s) under Section 108 of the Land Division Act, Act No. 288 of the Public Acts of 1967.

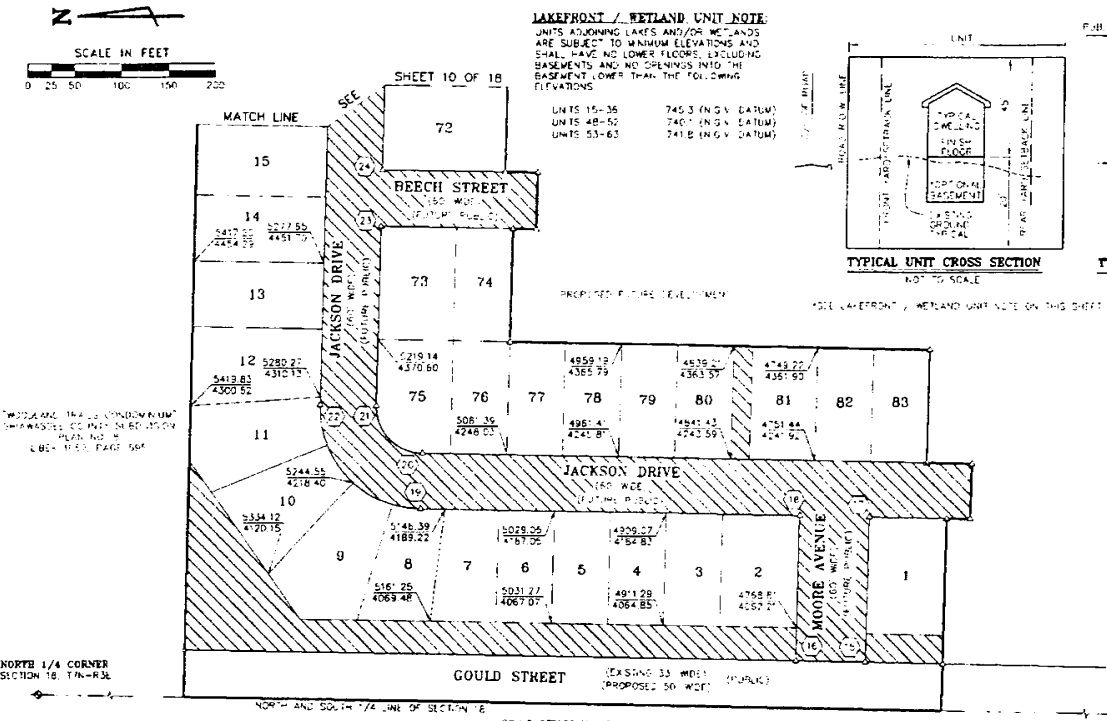
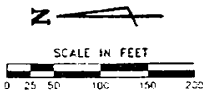
BY: _____
Amy K. Kirkland
TTS: Clerk

_____, Notary Public
Shiawassee County, Michigan
My Commission Expires: _____
Acting in Shiawassee County, Michigan

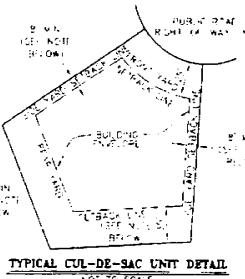
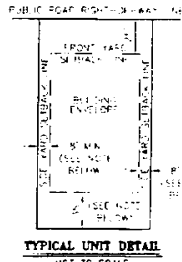
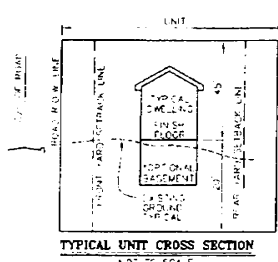
_____, Notary Public
Shiawassee County, Michigan
My Commission Expires: _____
Acting in Shiawassee County, Michigan

Property Address Is: Vacant

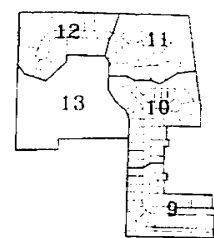
313985
 Page: 88 of 80
 10/22/2004 04:38P
 L-1069 P-159



LAKEFRONT / WETLAND UNIT NOTE
 UNITS ADJOINING LAKES AND/OR WETLANDS ARE SUBJECT TO MINIMUM ELEVATIONS AND SHALL HAVE NO LOWER FLOORS, EXCLUDING BASEMENTS AND NO DRAININGS INTO THE BASEMENTS LOWER THAN THE FOLLOWING ELEVATIONS:
 UNITS 15-36 745.3 (INGA DATUM)
 UNITS 48-52 740.1 (INGA DATUM)
 UNITS 53-63 741.8 (INGA DATUM)



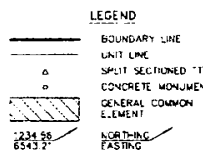
NOTE: YARD SETBACKS ARE 8' MINIMUM AND REAR YARD SETBACKS ARE 10' MINIMUM EXCEPT WHERE WETLAND SETBACKS AND EASEMENTS ALONG UNIT LINES ARE MORE RESTRICTIVE. SEE SHEETS 1, 4, 5, 6, 7, AND 8 OF 18 FOR EASTMENT LOCATIONS.




UNIT NUMBER	UNIT AREA
1	1037.2
2	959.0
3	1100
4	1200
5	1200
6	1200
7	1200
8	1200
9	1200
10	1037.2
11	1200
12	1200
13	1200
14	1200
15	1200
16	1200
17	1200
18	1200
19	1200
20	1200
21	1200
22	1200
23	1200
24	1200
25	1200
26	1200
27	1200
28	1200
29	1200
30	1200
31	1200
32	1200
33	1200
34	1200
35	1200
36	1200
37	1200
38	1200
39	1200
40	1200
41	1200
42	1200
43	1200
44	1200
45	1200
46	1200
47	1200
48	1200
49	1200
50	1200
51	1200
52	1200
53	1200
54	1200
55	1200
56	1200
57	1200
58	1200
59	1200
60	1200
61	1200
62	1200
63	1200

COORDINATE POINTS

#	NORTH	EAST
15	4594.47	4025.83
16	4769.46	4027.22
17	4591.60	4180.80
18	4766.58	4182.19
19	5172.48	4189.71
20	5171.37	4249.70
21	5220.44	4300.61
22	5280.43	4301.73
23	5216.92	4490.58
24	5215.81	4550.57



FOR ADDITIONAL COORDINATE POINTS AND VALUES SEE TOTAL DEVELOPMENT SURVEY PLAN ON SHEET 2 OF 18
 ALL UNITS NEED NOT BE BUILT



OSBURN LAKES RESIDENTIAL SITE CONDOMINIUM

SITE PLAN

UNITS 1-15 AND UNITS 72-83

PROPOSED DATED: OCTOBER 2, 2004
GOULD ENGINEERING, INC.
 2040 E. MAPLE AVENUE
 FLINT, MICHIGAN 48907
 PHONE: 810-743-9120 FAX: 810-743-1187

SHEET 9 OF 18

3138955
Page 68 of 80
10/22/2004 04:38P
L-1669 P-159



Keye Grubbs - Shilohville Co. DMR

UNIT AREAS	
UNIT NUMBER	AREA (SQ. FT.)
16	10488
17	10457
18	10505
19	9812
20	9819
21	9876
22	9964
23	9775
24	7539
25	7639
26	16255
27	7834
28	7800
29	7644
30	8169
31	9964
32	9079
33	13619
34	8634
35	10483
36	10500
37	7741
38	9579
39	8575
40	1730
41	7800

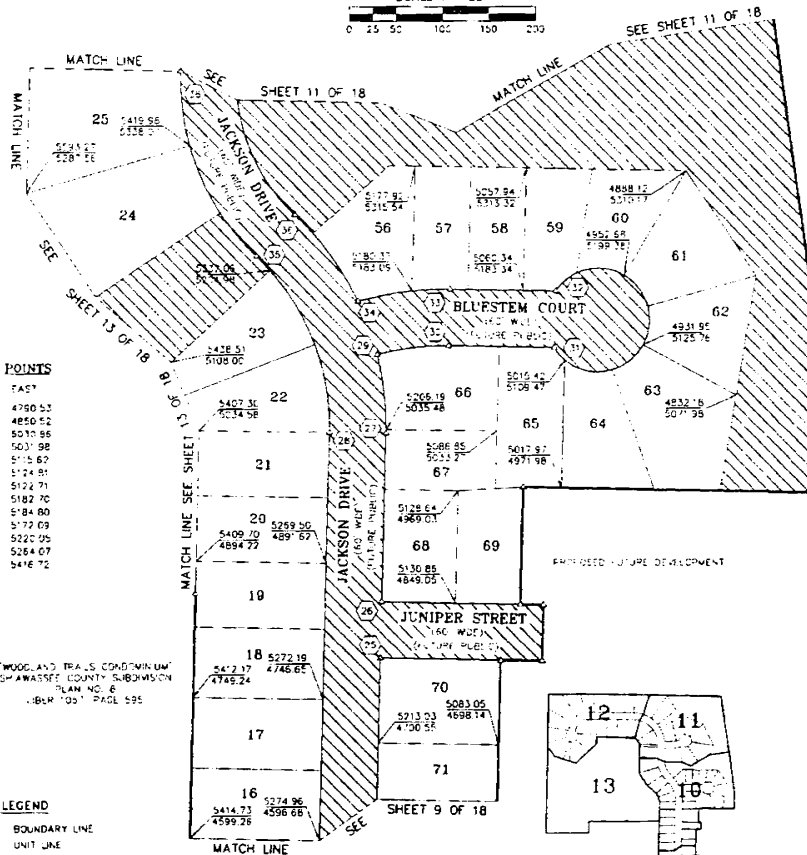
COORDINATE POINTS

	NORTH	EAST
1	5271.35	4780.53
2	5270.25	4850.52
3	5226.91	5010.86
4	5266.92	5017.98
5	5271.10	5115.62
6	5140.55	5124.81
7	5027.01	5124.71
8	5025.90	5182.70
9	5139.44	5184.00
10	5238.03	5172.09
11	5347.01	5220.05
12	5306.74	5264.07
13	5432.30	5476.72

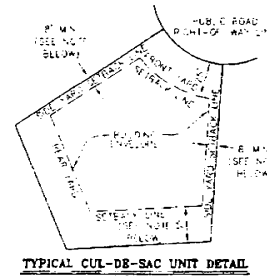
"WOOD AND TRAILS CONDOMINIUM"
SHAWANSEE COUNTY SUBDIVISION
PLAN NO. 6
"B" MAP "D" PAGE 595

LEGEND

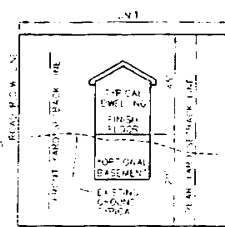
- BOUNDARY LINE
- UNIT LINE
- SPLIT SECTIONED "T" IRON CONCRETE MONUMENT
- GENERAL COMMON ELEMENT
- NOTHING EASTING



SITE PLAN SHEET INDEX
NOT TO SCALE



TYPICAL CUL-DE-SAC UNIT DETAIL
NOT TO SCALE



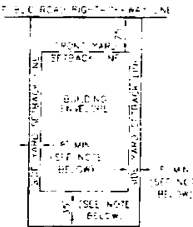
TYPICAL UNIT CROSS SECTION
NOT TO SCALE

PROPOSED FUTURE DEVELOPMENT

LAKEFRONT / WETLAND UNIT NOTE

UNITS ADJOINING LAKE AND/OR WETLANDS ARE SUBJECT TO MINIMUM ELEVATIONS AND SHALL HAVE NO LOWER FLOORS EXCLUDING BASEMENTS AND NO OPENINGS INTO THE BASEMENT LOWER THAN THE FOLLOWING ELEVATIONS:

UNITS 15-36	745.3 (NGV DATUM)
UNITS 48-52	740.1 (NGV DATUM)
UNITS 53-63	747.8 (NGV DATUM)




TYPICAL UNIT DETAIL
NOT TO SCALE

NOTE: SOFT YARD SETBACKS ARE 8' MINIMUM AND REAR YARD SETBACKS ARE 35' MINIMUM EXCEPT WHERE WETLAND SETBACKS AND EASEMENTS ALONG UNIT LINES ARE MORE RESTRICTIVE. SEE SHEETS 2, 4, 5, 6, 7, AND 8 OF 18 FOR EASEMENT LOCATIONS.

FOR ADDITIONAL COORDINATE POINTS AND VALUES SEE TOTAL DEVELOPMENT SURVEY PLAN ON SHEET 2 OF 18.

ALL UNITS NEED NOT BE BUILT



OSBURN LAKES RESIDENTIAL SITE CONDOMINIUM

SITE PLAN

DEVELOPER:
WOODSIDE WEST, L.L.C.
5232 SOUTH MORRISH ROAD
SWARTZ CREEK, MICHIGAN 48473

UNITS 16-25 AND UNITS 56-71

PROPOSED DATED: OCTOBER 2, 2004

GOULD ENGINEERING, INC.

2040 E. MAPLE AVENUE FLINT, MICHIGAN 48507
PHONE: 810-743-9126 FAX: 810-743-1757

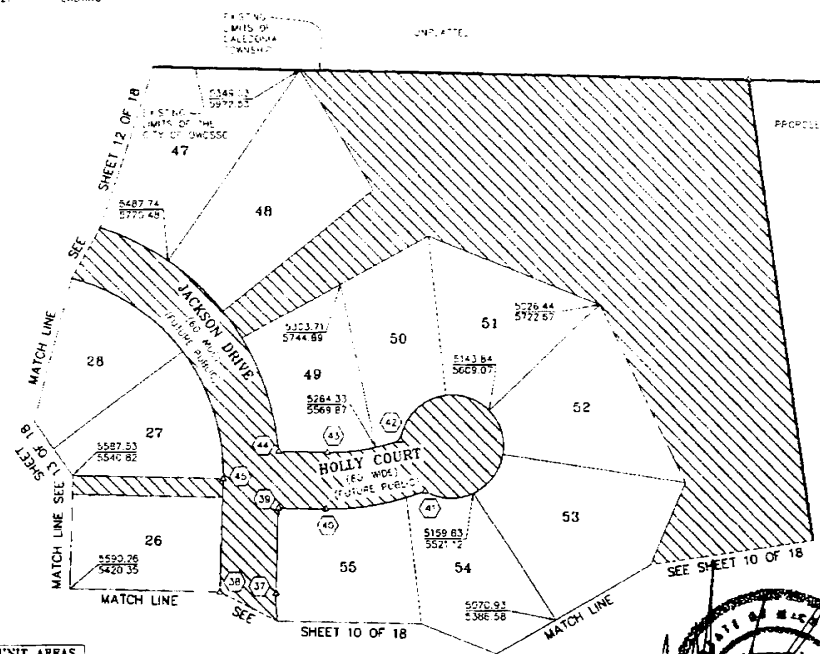
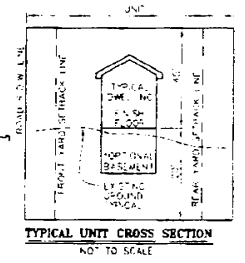
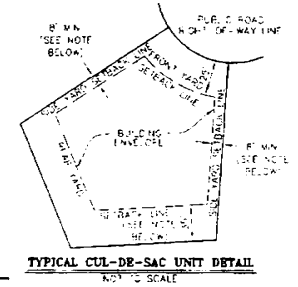
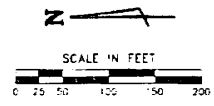
SHEET 10 OF 18

3139955
 Page 11 of 88
 10/25/2004 at 3:00 PM
 L-1069 P-159
 Kaye Grubbs - Grubbs & Grubbs

- LEGEND**
- BOUNDARY LINE
 - UNIT LINE
 - SPLIT SECTIONED 1" IRON
 - CONCRETE MONUMENT
 - GENERAL COMMON ELEMENT
 - 1234.56
6543.21
 - NORTHING
EASTING

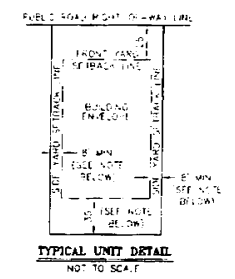
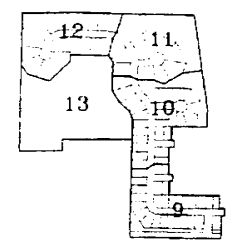
FOR ADDITIONAL COORDINATE POINTS AND
 VALUES SEE TOTAL DEVELOPMENT SURVEY
 PLAN ON SHEET 2 OF 18

A. UNITS NEED NOT BE BUILT



LAKEFRONT / WETLAND UNIT NOTE:
 UNITS ADJOINING LAKES AND/OR WETLANDS
 ARE SUBJECT TO MINIMUM ELEVATIONS AND
 SHALL HAVE NO LOWER FLOORS, EXCLUDING
 BASEMENTS AND NO OPENINGS INTO THE
 BASEMENTS LOWER THAN THE FOLLOWING
 ELEVATIONS

UNITS 16-36	745.3 (IN G.V. DATUM)
UNITS 48-52	740.1 (IN G.V. DATUM)
UNITS 53-63	741.8 (IN G.V. DATUM)




NOTE:
 SIDE YARD SETBACKS ARE 8' MINIMUM AND REAR
 SIDE YARD SETBACKS ARE 35' MINIMUM EXCEPT WHERE
 WETLAND SETBACKS AND BASEMENTS ALONG UNIT
 LINES ARE MORE RESTRICTIVE. SEE SHEETS 2, 4,
 5, 6, 7, AND 8 OF 18 FOR BASEMENT LOCATIONS

DEVELOPER:
 WOODSIDE WEST, L.L.C.
 5232 SOUTH MORRISH ROAD
 SWARTZ CREEK, MICHIGAN 48473

OSBURN LAKES RESIDENTIAL SITE CONDOMINIUM

SITE PLAN
 UNITS 26-28 AND UNITS 47-55

PROPOSED DATED: OCTOBER 2, 2004
GOULD ENGINEERING, INC.
 2040 E MAPLE AVENUE FLINT, MICHIGAN 48507
 PHONE: 810-743-9126 FAX: 810-743-1757



UNIT AREAS

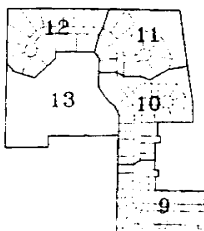
UNIT NUMBER	AREA (SQ. FT.)
26	16281
27	14959
28	14935
47	22870
48	24917
49	16297
50	16055
51	16342
52	20715
53	23527
54	7088
55	18111

COORDINATE POINTS

POINT	NORTH	EAST
37	5370.31	5413.36
38	5430.30	5416.72
39	5368.26	5505.84
40	5317.78	5504.70
41	5211.40	5523.51
42	5237.95	5577.61
43	5316.40	5564.68
44	5368.53	5565.87
45	5427.57	5537.20

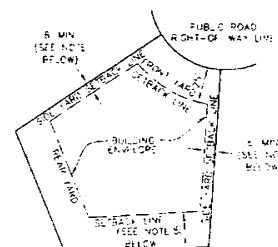
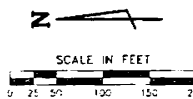
3138955
Page: 82 of 88
10/22/2004 04:38P
L-1069 P-159
Kave G-050a - Whiteside Co. DPA

UNIT NUMBER	UNIT AREA (SQ. FT.)
29	14427
30	14400
31	14400
32	14636
33	22158
34	9141
35	20846
36	22125
37	16818
38	23657
39	35024
40	20777
41	6254
42	4499
43	14400
44	14400
45	14400
46	12513

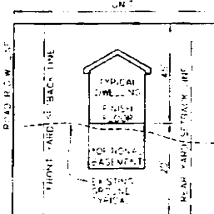


SITE PLAN SHEET INDEX
NOT TO SCALE

NORTHEAST CORNER
SECTION 18, T7N-R1E

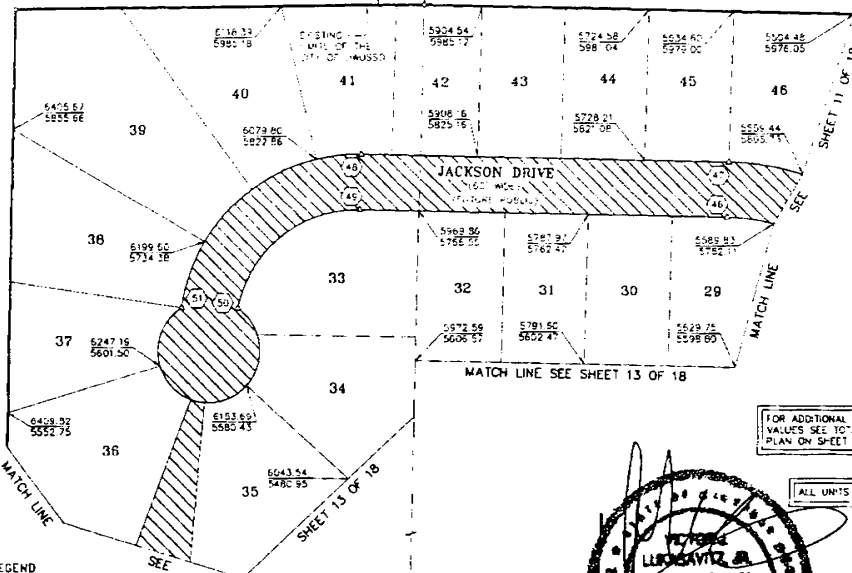


TYPICAL CUL-DE-SAC UNIT DETAIL
NOT TO SCALE



TYPICAL UNIT CROSS SECTION
NOT TO SCALE

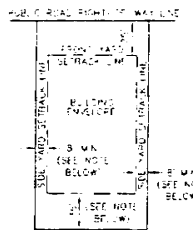
SEE LAKEFRONT / WETLAND UNIT NOTE ON THIS SHEET



LAKEFRONT / WETLAND UNIT NOTE:

UNITS ADJOINING LAKES AND/OR WETLANDS ARE SUBJECT TO MINIMUM ELEVATIONS AND SHALL HAVE NO LOWER FLOORS, EXCLUDING BASEMENTS AND NO OPENINGS INTO THE BASEMENTS LOWER THAN THE FOLLOWING ELEVATIONS:

UNITS 29-38	740.0 (N.G.V. DATUM)
UNITS 40-42	740.1 (N.G.V. DATUM)
UNITS 43-46	741.0 (N.G.V. DATUM)

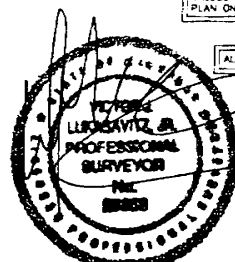


TYPICAL UNIT DETAIL
NOT TO SCALE

NOTE:
SIDE YARD SETBACKS ARE 5' MINIMUM AND REAR YARD SETBACKS ARE 35' MINIMUM EXCEPT WHERE WETLAND SETBACKS AND EASEMENTS ALONG UNIT LINES ARE MORE RESTRICTIVE. SEE SHEETS 2, 4, 5, 6, 7, AND 8 OF 18 FOR EASEMENT LOCATIONS.

FOR ADDITIONAL COORDINATE POINTS AND VALUES SEE TOTAL DEVELOPMENT SURVEY PLAN ON SHEET 2 OF 18

ALL UNITS NEED NOT BE BUILT



DEVELOPER
WOODSIDE WEST, L.L.C.
5232 SOUTH MORRISH ROAD
SWARTZ CREEK, MICHIGAN 48473

**OSBURN LAKES
RESIDENTIAL SITE CONDOMINIUM**

SITE PLAN
UNITS 29-46

PROPOSED DATED: OCTOBER 2, 2004

GOULD ENGINEERING, INC.

7040 E. MARLE AVENUE FLINT, MICHIGAN 48907
SHEET 12 OF 18 PHONE 810-743-9120 FAX 810-743-1797

LEGEND
— BOUNDARY LINE
— UNIT LINE
— SPLIT SECTIONED "T" IRON CONCRETE MONUMENT
— GENERAL COMMON ELEMENT
— NORTHING
— EASTING

COORDINATE POINTS


POINT	NORTH	EAST
46	5639.59	5759.06
47	5638.23	5819.04
48	6031.55	5827.96
49	6032.91	5787.96
50	6183.48	5682.71
51	6224.12	5683.64

NORTH 1/4 CORNER
SECTION 18, T7N-R1E

313985
Page 63 of 80
10/22/2004 09:30P
L-1069 P-155

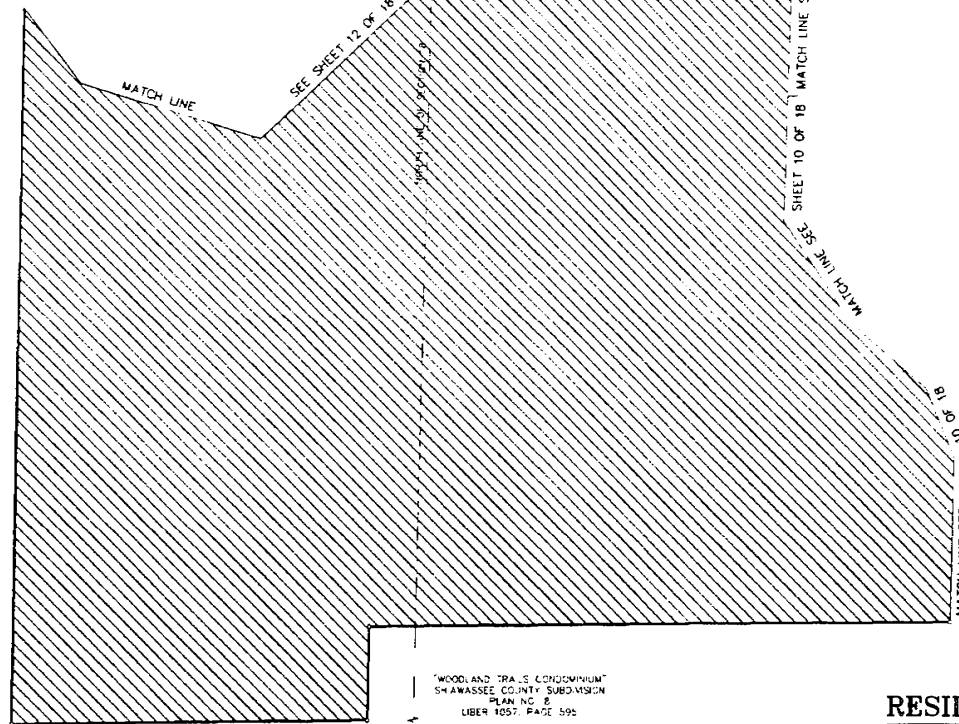


Keve Grubbs - Shilohville Co. DNR



LEGEND

- BOUNDARY LINE
- UNIT LINE
- SPILT SECTIONED TYP FOR CONCRETE MONUMENT
- GENERAL COMMON CEMENT
- NORTHWEST CORNER


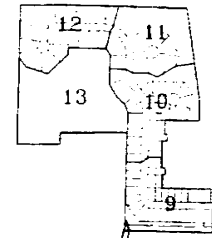


FOR ADDITIONAL COORDINATE POINTS AND VALUES SEE "TOTAL DEVELOPMENT" SURVEY PLAN ON SHEET 2 OF 18

NORTH 1/4 CORNER
SECTION 18, T7N-R3E

"WOODLAND TRAILS CONDOMINIUM"
SHAWASSEE COUNTY SUBDIVISION
PLAN NO. 8
LIBER 1057, PAGE 595

NORTHEAST CORNER
SECTION 18, T7N-R3E



DEVELOPER
WOODSIDE WEST, L.L.C.
5232 SOUTH MORRISH ROAD
SWARTZ CREEK, MICHIGAN 48473

**OSBURN LAKES
RESIDENTIAL SITE CONDOMINIUM**

SITE PLAN

PROPOSED DATED: OCTOBER 2, 2004

GOULD ENGINEERING, INC.
7040 E. MAPLE AVENUE
FLINT, MICHIGAN 48507
PHONE 810.743.9120 FAX 810.743.1761

SHEET 13 OF 18

PROPERTY SALE – Osburn Lakes Single-Family Site Condominium Project

Philip Hathaway, Director of Community Development, commented regarding the project and distributed copies of the Lot cost estimates. Mr. Hathaway introduced Mark Nemer, representative of Woodside West, LLC. Mr. Nemer commented regarding the project and distributed copies of the “Neighborhood in a Box” presentation. Mr. Nemer commented that the development was exceeding expectations. There was general council discussion regarding the development.

Motion by Councilperson Ford to authorize an exclusive option to build out the development for \$166,000 and other considerations per terms of the Second Purchase Agreement with Woodside West, LLC for the Osburn Lakes single-family site condominium project.

Motion supported by Councilperson Horvath.

Roll Call Vote.

AYES: Mayor Pro-Tem Osika, Councilpersons Owen, Horvath, Ford, Sumrack, Robertson, and Mayor Davis.

NAYS: None.

Due to the length and various drawings and charts, the above referenced Second Purchase Agreement is on file in the Office of the City Clerk.



MEMORANDUM

301 W. MAIN ▪ OWOSSO, MICHIGAN 48867-2958 ▪ WWW.CI.OWOSSO.MI.US

DATE: May 14, 2024

TO: Owosso City Council

FROM: Assistant City Manager

SUBJECT: 21 Day Posting – \$250,000 offer to purchase the Gould House

Background:

At their May 13, 2024 meeting, the Owosso Historical Commission voted unanimously to recommend that City Council accept the offer to purchase the Gould House received from Sean Harrington in the amount of \$250,000. This is the second revised offer. The price was originally reduced from \$360,000 to \$237,000, following the buyer's completion of a home inspection and then increased to \$250,000 after the city received an offer of \$240,000 from a third party. The third party offer does contain an escalation clause, so that offer would now be \$251,000.

Sean Harrington has also offered \$10,000 annually in-kind to the city for a period of three years from his marketing and communication business. The Historical Commission understands this offer is a pleasant gesture and was pleased to see the Harrington's commitment to the community but understands this is not a cash offer that will be counted towards the sale price of the house.

If accepted by City Council, staff will rescind the previous 21 day posting and create a new one. At the completion of the new 21 day posting period, the Historical Commission considers it prudent to offer prospective buyers and the city a reasonable and expedient end date to the acceptance of new offers. The Historical Commission has set a meeting date of June 11, 2024 at 6:00 p.m. to consider any final offers on the Gould House. Following that meeting, they will not be entertaining any new offers on the property.

Recommendation

Rescind the previous 21 day posting and authorize the posting of this offer for 21 days according to Section 14.3(B)(2) of the city charter governing the sale of real property.

Enclosed

-Signed addendum

RESOLUTION NO.

**AUTHORIZING 21- DAY POSTING OF PURCHASE AGREEMENT
FOR THE SALE OF CITY-OWNED PROPERTY AT
515 N. WASHINGTON STREET – THE “AMOS GOULD HOUSE”**

WHEREAS, the City of Owosso, Shiawassee County, Michigan, owns parcel 050-470-033-001-00; and

WHEREAS, the City of Owosso, Shiawassee County, Michigan, has received an offer to purchase the property for two hundred and fifty thousand dollars (\$250,000); and

WHEREAS, this is a revised offer following the buyer's completion of a home inspection and an offer from a third party; and

WHEREAS, the Owosso Historic Commission (OHC) recommended City Council accept this offer at their May 13, 2024 special meeting; and

WHEREAS, the OHC wishes to retain certain items of personal property still in the home.

NOW THEREFORE BE IT RESOLVED by the City Council of the City of Owosso, Shiawassee County, Michigan that:

FIRST: it has heretofore determined that it is advisable, necessary, and in the public interest to sell the aforementioned parcel to Sean Harrington of Crestwood, Kentucky in the amount of \$250,000.

SECOND: said agreement shall be posted for a period of at least twenty-one (21) days for public inspection per Section 14.3(b)(2) of the city charter.



5/13/24 E Mail amy. fuller
@ Ci. Owosso, Mi. us

Call [REDACTED]

Amy Fuller

Here is an updated offer
from the Harringtons for \$550,000.
They also included "in kind"
services to City of Owosso in
addition to the \$550,000 sales
price.

See you at 6 PM

Let me know you received
this e-mail. Thank You.

Lucy Ham
810-691-9566



HAM GROUP
REALTY
www.LucyHam.com



HAMCOMMERCIAL
A DIVISION OF LUCY HAM GROUP, INC.
www.HamCommercial.com

Addendum L- Amendment to Purchase Agreement

Regarding property located at: 515 N Washington St. Owosso MI 48867

Purchase Agreement dated: 3/22/24

By and between the undersigned parties. In reference to the above mentioned sale and purchase agreement by and between the undersigned parties, it is hereby agreed that the following is being added and/or amended to read as follows:

Purchase price to be \$250,000.00 all other terms and conditions to remain the same.

Witness: _____ Purchaser: DocuSigned by:
Sean Harrington
FD4DBB9ADB3242F... Date: 05/10/2024

Date: _____ Purchaser: _____ Date: _____

Witness: _____ Seller: _____ Date: _____

Date: _____ Seller: _____ Date: _____

"Mid-Michigan's Leading Realtor®"

Telephone: 810-659-6569

Fax: 810-659-6572

Website: lucyham.com

Ann Arbor Area Board of Realtors® Commercial Property Information Exchange of Michigan Flint Area Association of Realtors®

9.5.23

Sean Harrington



05/10/2024

City of Owosso Historical Commission
226 Curwood Castle Dr
Owosso, MI 48867

Dear Members of the City of Owosso Historical Commission,

We hope this letter finds you well. We are writing to express our sincere interest in purchasing the historic home in Owosso and, in response to an additional offer on the house, to present a proposal that we believe will benefit both the property and the local community.

First and foremost, we would like to increase our offer to \$250K for the home. We understand the importance of accepting an offer that covers the cost of prior investments in the property, and we deeply appreciate the efforts that have gone into maintaining this historic gem. While we wish we could offer more, we need to reserve funds to invest directly into the home's renovation to ensure its longevity and to ensure we can invest in the quality of renovations necessary to ensure its ongoing historical significance.

In addition to the \$250K offer, we would like to propose an alternative form of compensation and illustrate how we believe accepting our offer will provide substantial long-term value to the City of Owosso and the Historical Commission in excess of any alternative offers. As a family of five, including high-income remote working family members and a successful, stable business, we have the potential to make significant contributions to the local economy and community, both directly and indirectly.

Our remote-working family members earn a high income, which equates to significant additional economic activity for the local economy annually. Moreover, our business also generates over six figures annually from out-of-state contracts, translating to an additional economic impact for the city each year. By relocating our business to Owosso, we will also be able to create local employment opportunities and engage with the community through our philanthropic work, which invests an estimated 50K annually into local projects that promote the community, including sponsorship of local organizations and events. We also have established programs to provide free, at-cost, and in-kind professional services to local non-profit organizations.

In lieu of additional cash funds, we would also like to offer up to \$10,000 worth of in-kind professional and business services from our firm each year for the next 3 years, for a total of \$30,000 in donated services. A technical offer of our available services and expertise is attached separately. We are deeply committed to the preservation and celebration of Owosso's rich history, and we see this opportunity as a chance to contribute to the community in a

meaningful way. By accepting our offer and partnering with us, the City of Owosso and the Owosso Historical Society can not only secure the future of this historic property but also gain a dedicated, skilled, and community-minded family and business that will work tirelessly to support the city's growth and prosperity.

Thank you for considering our proposal. We look forward to the opportunity to discuss this matter further and to work together to create a bright future for both the historic Amos Gould House and the City of Owosso.

Sincerely,

The Harrington Family

Subject: Proposal for In-Kind Website Design and Tourism Marketing Services

Dear City of Owosso and Owosso Historical Commission,

We are excited to present you with a unique opportunity to enhance your digital presence and promote tourism in your beautiful city. As a website design and civic/tourism marketing business, we are committed to supporting the growth and prosperity of the communities we serve. To demonstrate our dedication, we would like to offer up to \$10,000 worth of in-kind or professional services per year for a period of three years, for a total of \$30,000.

Our team of skilled professionals is well-equipped to provide a wide range of services tailored to your specific needs, including:

PR, Civic Marketing, Business Improvement District (BID) marketing services, social media management, professional photography, graphic design, event promotion, print graphic design, website design, copywriting, creative and art services, illustration, mural and signage design, custom coding and programming, video production and editing, podcast creation and promotion, influencer marketing and partnerships, email marketing campaigns, content creation and blog management, search engine optimization (SEO), branding and logo design, map design, interactive media, media relations and press release distribution, communication and reputation management, community outreach and engagement initiatives, market research and data analysis, advertising campaign planning and execution (print, radio, television, and digital media), wayfinding and signage design, event planning and management, sponsorship and partnership development, tourism package creation and promotion, mobile web app development and maintenance, accessibility and inclusivity consulting for digital spaces.

At our standard rate of \$50 per hour, this offer represents a value of 200 hours per year of in-kind services, totaling \$30,000 over the three-year period. These services can be utilized by the Owosso Historical Commission, the City of Owosso, Downtown BID, or as part of an incentive program that supports local businesses, city programs, or city partners.

We understand that this is an unconventional offer, but we hope that it emphasizes our commitment to the home we are interested in purchasing and our desire to become an active and contributing member of the Owosso community. With over a decade of experience in event, civic, and tourism marketing, we would be thrilled to invest our award-winning skills and services in supporting the excellent work being done by the City of Owosso and the Owosso Historical Commission. Additionally, our in-kind services can help free up funds in your budget for other community-focused projects.

We are passionate about preserving and celebrating local history while promoting economic growth and tourism. By partnering with us, you will gain a dedicated team of marketing professionals committed to showcasing Owosso's unique assets and attractions to a wider audience.

Thank you for considering our proposal. We look forward to the opportunity to discuss this further and explore how we can work together to create a thriving future for the City of Owosso.

1. **Scope of Services:** The Service Provider agrees to provide up to \$10,000 worth of in-kind or professional services per year for a period of three (3) years to the Client. These services include, but are not limited to:
 - a. Social media management
 - b. Professional photography
 - c. Graphic design
 - d. Event promotion
 - e. Print graphic design
 - f. Website design and development
 - g. Business Improvement District (BID) marketing research and marketing services
 - h. Copywriting
 - i. Creative and art services
 - j. Custom coding and programming
 - k. Marketing Consultation
 - l. Public Relations Services
 - m. Accessibility Services
 - n. Search Engine Optimization
 - o. Wayfinding, mapmaking, and signage
 - p. Illustration
2. **Value of Services:** The Service Provider's standard rate is \$50 per hour. The total value of the in-kind services provided under this 3-year contract is \$30,000, which equates to 200 hours of services per year for three years. These services can be utilized by the Owosso Historical Commission, the City of Owosso, or as part of an incentive program that supports local businesses, city programs, or city partners.
3. **Term:** This contract shall remain in effect for a period of three (3) years from the date of execution unless otherwise terminated mutually by either party with a 30-day written notice.
4. **Intellectual Property:** Upon completion of the services, all original content, designs, and materials created by the Service Provider for the Client shall become the property of the Client.
5. **Confidentiality:** The Service Provider and Client agree to keep all information related to the Client's business and projects confidential and will not disclose such information to any third party without mutual prior written consent.
6. **Refunds and Cash Value:** These in-kind services have no cash value and are provided solely as a benefit to the City of Owosso and the Owosso Historical Commission.
7. **Governing Law:** This contract shall be governed by and construed in accordance with the laws of the State of Michigan.



MEMORANDUM

301 W. MAIN ▪ OWOSSO, MICHIGAN 48867-2958 ▪ WWW.CI.OWOSSO.MI.US

DATE: May 21, 2024

TO: Mayor Teich and the Owosso City Council

FROM: Ryan E. Suchanek, Director of Public Services & Utilities

SUBJECT: Proposed Water & Sewer Charges & Miscellaneous Water Service Charges for 2024

RECOMMENDATION:

Adoption of revised water and sewer connection charges and miscellaneous charges beginning May 21, 2024.

BACKGROUND:

The proposed charges as attached reflect current market pricing for year 2024. The last update was effective January 1, 2021, approved by city council on December 21, 2020. WWTP fees however, have not been updated since **1992**.

Water and Sewer Connection Charges (Resolution No.1)

- Water and Sewer System Charge revisions hereby requested are:

Item I: Now includes 1", 1.5", and 2" services which are majority of our connections. Prices include: materials, labor, and equipment.

Item I & II: Updated the set prices of water and sewer connection charges, due to the skyrocketing material costs in the last few years and yearly labor costs increases.

Item I & II: Removed Notes about waiver of fees for new construction Osburn Lakes lots.

Item III. (Table I & II): Moved the Apartments/Meter Size table from the Rate Schedule to the Water and Sewer Connection Charge Policies. Updated Water and Sewer charges by matching City Council approve utility rate increases (water – 14.4% plus yearly 3% and sewer – 22.4%, 18.3%, and 3% compounded), and following AWWA standards multiplier based on size. Added 12" meter service to the table.

Item IV: Added Airport water main assessment charge for Caledonia Charter Township.

Item V: Updated the set prices for water meter charges, due to the skyrocketing material costs in the last few years and yearly labor costs increases.

- Miscellaneous Water Service Charges revisions hereby requested are: (Resolution No.2)

Item I, III, IV, & VI: Increased charges for cost recovery of the City's current costs.

Item IV: “house, building, or” was previously strikethrough, this simply removes it all together.

Item V: Increased charges to cover City’s cost as well as match City Council approved utility rate increases matching the charges listed in Water and Sewer Rate Schedule. Removed pool filling due to liability issues.

Item VII: At the request of the City’s Treasurer, increased the deposits, to cover water bills, due to the increased utility rates passed by City Council.

- Water and Sewer Rate Schedule revisions hereby requested are: (Resolution No.3)

Item I: Recently the City has the request for a potential 8”, 10”, or 12” meter service to come onto the water distribution system, however there currently are no rates for those sizes on the City’s rate schedule. These sizes were set utilizing AWWA standards multiplier. Irrigation minimum meter size updated to current standards. Apartments’ minimum meter sizing table removed, as these are to be determined on an ad hoc situational basis. Moved the Apartments/Meter Size table from the Rate Schedule to the Water and Sewer Connection Charge Policies.

Item III: Removed pool filling due to liability issues. Bulk water charges updated to match utilizing City Council previously approved utility rate increases for water, and to match charges listed in Miscellaneous Water Service Charges. Service charge updated to department’s standard invoicing rate.

Item V: Extra strength wastewater surcharges increased to match utilizing City Council previously approved utility rate increases for sewer.

- Owosso Mid-Shiawassee County WWTP Water Quality Monitoring Fee Schedule revisions hereby requested are: (Resolution No.4)

Item I, II, & III: These have not been updated since 1992, they have been updated to reflect current testing offered and current costs. The original resolution is also included for your comparison.

All other charges applicable to Resolutions (1), (2), and (4) are consistent with cost of services provided and market rates. No further increases recommend at this time.

FISCAL IMPACTS:

These charges are necessary to recoup material and labor costs, and to maintain reserve system capacity connection charges in accordance with best business practices, regulatory and American Water Works Association standards.

Attachments:

- (1) Resolution for Water & Sewer Connection Charges
- (2) Resolution for Miscellaneous Water Policy and Service Charges
- (3) Resolution for Water and Sewer Rate Schedule
- (4) Resolution for WWTP Fee Schedule
- (5) Last Resolution for 1992 WWTP Fee Schedule

RESOLUTION NO. 07-2024

ESTABLISHMENT OF WATER AND SEWER CONNECTION CHARGE POLICIES
EFFECTIVE JANUARY MAY 21, 2024

WHEREAS, the City of Owosso owns and operates water and wastewater utilities;

Whereas, the City of Owosso must have policies and water and sewer connection charges in addition to the basic rates pursuant to the Code of Ordinances of the City of Owosso, Michigan Sec. 34-67 (Water service connections, connection charges), and Sec. 34-144 (sewer connection charges);

NOW, THEREFORE, BE IT RESOLVED by the city council of the City of Owosso, Shiawassee County, Michigan that:

FIRST: The city council hereby adopts the following connection charges for the water utility which shall become effective January May 21, 2024.

SECOND: That any policies previously adopted which conflict with the provisions of the following policies and services are hereby repealed.

WATER AND SEWER CONNECTION CHARGES

Water and sewer connection charges for new or increased size services are a combination of the applicable charges appearing below (some additional charges may apply). The Director of Public Services & Utilities shall verify the applicable size and charges before approving an application for service. The applicant shall provide adequate information concerning water and sewer service requirements for the determination of service size.

I. Water Service Line Charges

Option 1—Contractor for owner provides all detour/road closer, excavation, disposal of spoils, approved appropriate backfill, and surface restoration (including but not limited to street, curb/gutter, sidewalk, and yard repairs per City standards). City performs tap and installs water service from main to curb—stop/valve, and provides (NOT install) meter setter (for interior installation by licensed plumber), installs meter into meter setter, and programs meter (additional fees required may include but not limited to: water system charge, sewer connection charge, permit fee, administration fee, meter pit, winter construction surcharge, water main assessment charge, and deposit). Prices are the same for connection to existing water service stub (at property line), such water service stubs are typically installed during new street and/or water main construction. (SFR = single family residence) (DI = Ductile Iron Water Main) (PVC = C9090 Water Main).

a) _____

1" SFR Service \$5,000 (1" tap, 1" saddle, 1" copper to curb stop, curb stop, curb box, 5/8" meter, MTU, and kornerhorn – includes labor, equipment, and materials)

Add \$250.00 for 3/4" meter – minimum for 1" irrigation tap
Add \$500.00 for 1" meter

1.5" Service \$9,500 (1.5" tap, 1.5" saddle, 1.5" copper to curb stop, curb stop, curb box, 1" meter, MTU, and inline couplers – includes labor, equipment, and materials)

Add \$1,500.00 for 1.5" meter

Formatted: Indent: Left: 0.5"

Formatted: Not Highlight

Formatted: Not Highlight

Formatted: Not Highlight

2" Service \$12,500 (2" tap, 2" saddle, 2" copper to curb stop, curb stop, curb box, 1.5" meter, MTU, and NPT flanges – includes labor, equipment, and materials)

Add \$1,750.00 for 2" meter

Formatted: Not Highlight

1" SFR Service DI \$1,315 (1" tap, 1" corp, 1" copper to curb stop, curb stop, curb box, 5/8" meter)

1" SFR Service DI \$1,355 (1" tap, 1" corp, 1" copper to curb stop, curb stop, curb box, 3/4" meter)

1" SFR Service PVC \$1,410 (1" tap, 1" saddle, 1" copper to curb stop, curb stop, curb box, 5/8" meter)

1" SFR Service PVC \$1,450 (1" tap, 1" saddle, 1" copper to curb stop, curb stop, curb box, 3/4" meter)

Other services: If meter pit, add \$125.00 parts and labor.

Out of city services require additional charges of: Water System Charge, Water Main Assessment Charge, and deposit.

Any service larger than 2" or a non-single family residence, will require an ad hoc work order.

Formatted: Font: Italic

d) —

Formatted: Indent: Left: 0.17", No bullets or numbering

b) — Option 2 — City provides excavation, backfill and surface restoration, including street patch, from tap to curb stop, and/or when service line is installed by boring or directional drilling. This option is generally only available for in-city customers. —

1" SRF Service DI \$3,525 (1" tap, 1" copper to curb stop, 5/8" meter)

1" SRF Service DI \$3,565 (1" tap, 1" copper to curb stop, 3/4" meter)

1" SRF Service PVC \$3,620 (1" tap, 1" copper to curb stop, 5/8" meter)

1" SRF Service PVC \$3,660 (1" tap, 1" copper to curb stop, 3/4" meter)

Other services: If meter pit, add \$125.00 parts and labor.

e) — Option 3 — Connection to existing water service stub (at property line), if stub was provided at City cost (such water service stubs are typically installed during new street and/or water main construction).

1" SRF Service \$1,250.00 (5/8" meter, MTU, meter horn, curb box, material, labor, equipment, all fees)

1" SRF Service \$1,285.00 (3/4" meter, MTU, meter horn, curb box, material, labor, equipment, all fees)

1" SRF Service \$1,365.00 (1.0" meter, MTU, meter horn, curb box, material, labor, equipment, all fees)

Note: Above fees previously included in lot price for Osburn Lakes Development

e) Additional charges if applicable:

Formatted: Indent: Left: 0.17", No bullets or numbering

Meter pit (for 5/8" to 2" services) \$125 (parts and labor when interior meter set is not feasible) \$1,250.00 for parts and labor (meter pits are required if home does not have full basement i.e. crawlspace or cement pad). In addition to this charge:

Formatted: Indent: Left: 0", First line: 0"

Formatted: Indent: Left: 0"

Add \$2,500.00 for 1.5" meter

Formatted: Not Highlight

Add \$3,500.00 for 2" meter

Winter construction surcharge \$1,0300 (applicable generally between ~~December~~ November 15 to ~~March-April~~ 15 to cover additional costs related to frost excavation and extended street patch maintenance prior to final patch)

Formatted: Indent: Left: 0", Hanging: 2"

Formatted: Indent: Left: 0.5", Hanging: 2.5"

II. Sewer Service Line Charge

Option 1—Contractor for owner provides all detour/road closer, excavation, disposal of spoils, approved appropriate backfill, and surface restoration (including but not limited to: street, curb/gutter, sidewalk, and yard repairs per City standards). Additional fees required may include but not limited to: water system charge, sewer connection charge, permit fee, administration fee, meter pit, winter construction surcharge, water main assessment charge, and deposit.

Formatted: Indent: Left: 0.5", No bullets or numbering, Tab stops: 0.06", Left

Formatted: No bullets or numbering

4" or 6" service \$330-5,000 (parts and labor covers sewer wye or saddle tap by city, as well as stubs which are typically done prior to street construction)

Any service larger than 6" will require an ad hoc work order, and need to be contracted out (at an additional charge).

Formatted: Font: Italic

Formatted: Indent: Left: 2", First line: 0"

Formatted: Font: Italic

Formatted: Indent: First line: 0"

b) Option 2—Connection to existing sewer service stub to vacant lot, if stub was provided at City cost (such stubs are typically done prior to street construction).—

4" or 6" service \$1,000

Note: Above fees previously included in lot price for Osburn Lakes Development

III. Water & Sewer System Charges

System Charges as provided in the table below account for water or sewer system reserve capacity provided for new customers but financed at system expense.

Out of Town Water System Charges apply to retail customers outside the Owosso City Limits unless otherwise provided in an agreement between the City and the respective municipality. City Sewer System Charges do not apply to out-of-town water services. The respective Township regulates sewer service connections in their jurisdiction and their sewer charges thus apply.

Sewer System Charges do not apply to separate water only metered services such as irrigation, fire sprinkler service, or approved industrial applications where the water used does not go to a wastewater system.

A residential duplex served by a single service line and meter shall have a minimum meter size of $\frac{3}{4}$ " with minimum tap/service line of 1". Two City installed meters/accounts onto a single water tap, is NOT allowed. Determination of appropriate meter size for other larger all services is subject to review and approval by the Director of Utilities prior to acceptance of the application for service. That review shall be based on the user's demand potential and generally accepted practices for sizing water meters based on expected average and peak flow rates. Generally, the meter size shall be reduced no more than one standard size from the size of the water line (e.g. a 1.5" meter is acceptable with a 2" service line).

The demand charge for multiple residential units served by a single water meter shall be based on actual meter size provided the meter meets the minimum size requirement per the following table (review and final determination by the Director of Public Services & Utilities):

Number of Apartments	Minimum Meter Size
2 - 3	3/4"
4 - 7	3/4"
8 - 11	1"
12 - 15	1.5"
16 - 24	2"
24 - 48	3"
Over 48	4"

When an existing water service is enlarged or replaced with a larger water service due to an expansion of the customer's water demand, the Water and Sewer System charges shall be charged based on that for the new meter size minus that for the existing water meter size. There is no credit or rebate on reduction of meter size. In the event a new connection is made to up-size the service line (for example 6" to 8") and the meter size remains the same, no additional system charges will be assessed.

WATER AND SEWER SYSTEM CHARGE TABLE I

Potable Water Service Meter Size	Water System Charge		Sewer System Charge In Town
	In Town	Out of Town	
5/8"	\$487 — \$400	\$730 — \$600	\$598 — \$400
3/4"	\$731 — \$600	\$1,095 — \$900	\$897 — \$600
1"	\$1,218 — \$1,000	\$1,825 — \$1,500	\$1,495 — \$1,000
1.5"	\$2,435 — \$2,000	\$3,650 — \$3,000	\$2,990 — \$2,000
2"	\$3,896 — \$3,200	\$5,840 — \$4,800	\$4,784 — \$3,200
3"	\$7,305 — \$6,000	\$10,950 — \$9,000	\$8,970 — \$6,000
4"	\$12,175 — \$10,000	\$18,250 — \$15,000	\$14,950 — \$10,000
6"	\$24,350 — \$20,000	\$36,500 — \$30,000	\$29,900 — \$20,000
8"	\$38,960 — \$32,000	\$58,400 — \$48,000	\$47,840 — \$32,000
10"	\$56,005 — \$46,000	\$83,950 — \$69,000	\$68,770 — \$46,000
12"	\$104,705	\$156,950	\$128,570

FIRE SERVICE LINE CHARGES TABLE II

4"	\$1,218 — \$1,000	\$1,825 — \$1,500
6"	\$2,435 — \$2,000	\$3,650 — \$3,000
6" with pump	\$4,870 — \$4,000	\$7,300 — \$6,000
8"	\$4,870 — \$4,000	\$7,300 — \$6,000
8" with pump	\$7,305 — \$6,000	\$10,950 — \$9,000
10"	\$7,305 — \$6,000	\$10,950 — \$9,000

10" with pump	\$9,740 \$8,000 \$14,600 \$12,000
12"	\$9,740 \$8,000 \$14,600 \$12,000
12" with pump	\$12,175 \$10,000 \$18,250 \$15,000

Formatted: Left

Formatted: Left

Formatted: Left

IV. Water Main Assessment Charge (Out of City)

For properties outside the City, that were not assessed or did not pay in a comparable way for the installation of the water main abutting their property, a Water Main Assessment Charge (WMAC) shall be paid prior to connection. This assessment is currently applicable to the Charter Townships of Owosso and Caledonia. Caledonia Charter Township opted out of the WMAC effective October 6, 2011, and then reinstated the charges beginning January 1, 2019.

Owosso Township cost per front linear foot of property		Minimum	Maximum
Water (residential)	\$15	\$900	\$3,000
Water (commercial or industrial)	\$20	\$2,000	

Caledonia Township cost per front foot of property

Water (~~all accounts~~airport) ~~\$35* only building frontage~~ None

~~Water (all others) \$35 None None~~

Formatted: Indent: Left: 0.5", First line: 0.5"

For corner lots the assessment applies only to the frontage abutting the water main to be used for the service connection.

Water Main Assessment Charge revenue shall be dedicated and restricted to a replacement fund to be used for water main replacements in the respective Township.

V. Meter Service Line Charge

These charges apply in cases where only the cost of meter installation is required for a new water meter and account. The charge includes costs of: water meter, meter transmission unit (MTU), couplings/horn, service vehicle, one-hour meter installation and inspection, ~~permit fee, and administration fee~~ for 5/8", 3/4", and 1" meters only (additional fees required may include: water system charge, sewer connection charge, permit fee, administration fee, meter-pit, water main assessment charge, and deposit). A licensed plumber may be required to make interior piping changes.

5/8" meter	\$4552.000	1.0" meter	\$5603.500
3/4" meter	\$4862.500		

Meters larger than 1" will be charged at actual cost and be installed by a licensed contractor.

~~I hereby certify that the foregoing document is a true and complete copy of action taken by the Owosso City Council at the regular meeting of January 4, 2021.~~


Amy K. Kirkland, City Clerk

RESOLUTION NO. ~~120-2021~~

ESTABLISHMENT OF MISCELLANEOUS WATER POLICY AND SERVICE CHARGES
EFFECTIVE ~~JANUARY MAY 21, 2021~~ 4

WHEREAS, the City of Owosso owns and operates water and wastewater utilities;

Whereas, the City of Owosso must have policies and service charges in addition to the basic rates pursuant to the *Code of Ordinances of the City of Owosso, Michigan* Sec. 34-79. Additional regulations and Sec. 34-81 Rules, regulations and fees;

NOW, THEREFORE, BE IT RESOLVED by the city council of the City of Owosso, Shiawassee County, Michigan that:

FIRST: The city council hereby adopts the following policies and service charges for the water utility which shall become effective immediately.

SECOND: That any policies previously adopted which conflict with the provisions of the following policies and services are hereby repealed.

I. Service Costs – Customer Request for Turn-on/off of Water Service

- a. There shall be no service charge for routine turn-on or turn-off of a water service during normal working hours or for an emergency after-hours call. Normal work hours are 7:00 a.m. to 3:30 p.m. Monday-Friday excluding holidays. An emergency is a situation such as a ruptured water service line that would result in significant loss of water and/or property damage and is not due to negligence or fault of the customer.
- b. A ~~\$360.00~~ service charge shall apply for return appointments during normal work hours when required by the customer's failure to keep a previous service appointment. (Note: A water service will not be turned on unless a responsible person is present who can verify that there are no leaks in the internal plumbing.)
- c. A \$30.00 service charge shall no longer apply for seasonal meter turn-on and account activation (during normal working hours only). Quarterly Readiness to Service charges shall continue to be billed.
- d. A ~~\$6250.00~~ service charge shall apply for after-hours, non-emergency customer-requested and scheduled service calls up to one hour in duration. After-hours service exceeding one hour and/or requiring more than one employee will be charged the actual cost.

II. Service Costs - Customer Request for RPZ (reduced pressure zone) Backflow Inspection

- a. Initial compliance inspections and noncompliance inspections are at ~~no \$160~~ charge to the customer.
- b. If additional inspections are necessary, an ~~\$830.00~~ re-inspection fee for each additional inspection will be added to the water bill.

III. Service Costs - Nonpayment of Water and/or Sewer Bills by Due Date

- a. A ~~\$1530.00~~ service charge shall be applied when payment is not received by the shut-off due date, and the past due account was added to the shut-off listing.

Formatted: Font: Not Bold

- b. An additional ~~\$7530.00~~ service charge shall be paid prior to turning on a water service, which was turned off for nonpayment, if such turn-on request would occur after 5:00 p.m. on a normal working day.
- c. A \$25.00 service charge shall be paid for returned payments (for any reason), for account holders having insufficient funds. A \$35.00 service charge shall be paid if the returned payment amount is not repaid within seven days of notification.

IV. Water Service Permit

- a. The owner of any ~~house, building, or~~ property used for human occupancy, employment, recreation, or other purposes – situated within the city and abutting on any street, alley, or right-of-way in which there is now located or may hereafter be located a city water distribution system – is hereby required at his or her expense to install suitable water service connection to said city water distribution system directly in accordance with local and state laws, rules, and policies for water service connections within ninety (90) days after the date of official notice from the city to make said connection. Existing private water wells must be abandoned and taken out of service once a city water distribution system service connection is made.
- b. A permit processing fee of ~~\$530.00~~ will be required for all new services requested.

V. Hydrant Use Requests

- a. Contractors and special projects. A ~~\$1,00250~~ service charge will be required at time of permit application. This fee includes the minimum charge of ~~\$5075.00~~ for 5,000 bulk gallons of water, plus additional charges of ~~\$1016.00~~ per 1,000 gallons, or fraction thereof, consumed greater than the minimum quantity. Owosso water system personnel will attach a water meter and RPZ backflow preventer to the hydrant for contractor use. If the water meter, ~~and~~ RPZ, ~~and~~ stand are returned in good operating condition, the contractor will receive a \$450.00 refund, less charges for additional water consumed greater than the minimum quantity. Hydrant meters will not be provided from December 1 and March 31, unless the contractor can provide acceptable protection of equipment during freezing temperatures.
- b. ~~Resident pool filling. Minimum charge for the filling of pools is \$300.00, and includes the first 5,000 gallons of water. A \$10.00 per 1,000 gallons, or fraction thereof, will be charged after the first 5,000 gallons.~~

VI. Hydrant Flow Data Requests

- a. The charge for water distribution modeling data (average day psi, max day psi, peak hour psi, and available fire flow in gallons per minute/GPM @ residual pressure of 20 psi) is ~~\$435400.00~~.
- b. The charge for actual field flow data & psi testing will be ~~\$27800.00~~. This field work does not include providing distribution modeling data.

VII. Customer Deposits

- a. Deposit for in-~~e~~City-of-Owosso tenant accounts is ~~\$245350.00~~.
- b. Deposit for all accounts outside the ~~e~~City of Owosso is ~~\$245400.00~~.

RESOLUTION NO.

**WATER AND SEWER RATE SCHEDULE
FOR THE CITY FISCAL YEARS BEGINNING JULY 1, 2022 THROUGH JUNE 30, 2027**

"Pursuant to Sections 34-248. Water Rates, and 34-249. Sewer Rates, of Article V, of Chapter 34, of the Owosso City Code, the City Council does hereby resolve that the revised rate schedule for water and sewer service shall be in effect for the City fiscal years 2022 – 2027 and continuing thereafter until modified or replaced by further Council action. Bills issued with a nominal bill date of June 30th, covering the quarter from April to June, shall be billed under the previous rate schedule. Rates for future fiscal years will become effective on July 1st of the fiscal year noted. All previous resolutions or parts thereof, insofar as the same may be in conflict herewith, are hereby repealed following the effective date of this schedule."

I. QUARTERLY WATER AND SEWER RATES

In-town quarterly water service charges consist of: a demand charge based on water meter size, a capital charge dedicated for water main replacement, and a metered usage charge (see tables below for appropriate fiscal year). One meter unit is equal to 100 cubic feet of water or about 750 gallons. Rates for retail out-of-town water service are double the in-town rate, except that the capital charge does not apply to out-of-town customers where the respective Township separately finances water main replacement. Twenty five percent of the out-of-town revenue is collected for and transferred to the respective Township for use in replacing and improving their water distribution system.

Quarterly sewer charges consist of a demand charge based on the water meter size (see table below) and a sewer usage charge based on metered water consumption. The City has no retail out-of-town sewer service.

Bills are issued on a quarterly basis and, if not paid by the due date as shown on the billing, a late payment charge of ten percent (10%) of the current amount due may be added for failure to make prompt payment.

A. POTABLE WATER SERVICE

QUARTERLY WATER SERVICE CHARGES CONSIST OF:

In-town: In-town Water Usage Charge – charged per meter unit
In-town Water Demand Charge – based on water meter size
+ Capital Charge – based on water meter size
TOTAL IN-TOWN QUARTERLY WATER SERVICE CHARGES

Out-of-town: Out-of-town Water Usage Charge - charged per meter unit
+ Out-of-town Water Demand Charge – based on water meter size
TOTAL OUT-OF-TOWN QUARTERLY WATER SERVICE CHARGES

Consult the chart below with the appropriate fiscal year to determine applicable charges:

WATER SERVICE CHARGES FOR FISCAL YEAR JULY 1, 2022 – JUNE 30, 2023					
Meter Size	In-town Usage Charge	In-town Demand Charge	In-town Capital Charge	Out-of-town Usage Charge	Out-of-town Demand Charge
5/8"	\$3.15	\$41.00	\$27.00	\$6.30	\$82.00
3/4"	\$3.15	\$61.50	\$40.50	\$6.30	\$123.00
1"	\$3.15	\$102.50	\$67.50	\$6.30	\$205.00
1.5"	\$3.15	\$205.00	\$135.00	\$6.30	\$410.00
2"	\$3.15	\$328.00	\$216.00	\$6.30	\$656.00

3"	\$3.15	\$615.00	\$405.00	\$6.30	\$1,230.00
4"	\$3.15	\$1,025.00	\$675.00	\$6.30	\$2,050.00
6"	\$3.15	\$2,050.00	\$1,350.00	\$6.30	\$4,100.00

WATER SERVICE CHARGES FOR FISCAL YEAR JULY 1, 2023 – JUNE 30, 2024					
Meter Size	In-town Usage Charge	In-town Demand Charge	In-town Capital Charge	Out-of-town Usage Charge	Out-of-town Demand Charge
5/8"	\$3.24	\$42.23	\$27.81	\$6.49	\$84.46
3/4"	\$3.24	\$63.35	\$41.72	\$6.49	\$126.69
1"	\$3.24	\$105.58	\$69.53	\$6.49	\$211.15
1.5"	\$3.24	\$211.15	\$139.05	\$6.49	\$422.30
2"	\$3.24	\$337.84	\$222.48	\$6.49	\$675.68
3"	\$3.24	\$633.45	\$417.15	\$6.49	\$1,266.90
4"	\$3.24	\$1,055.75	\$695.25	\$6.49	\$2,111.50
6"	\$3.24	\$2,111.50	\$1,390.50	\$6.49	\$4,223.00
8"	\$3.24	\$3,378.40	\$2,224.80	\$6.49	\$6,756.80
10"	\$3.24	\$4,856.45	\$3,198.15	\$6.49	\$9,712.90
12"	\$3.24	\$9,079.45	\$5,979.15	\$6.49	\$18,158.90

WATER SERVICE CHARGES FOR FISCAL YEAR JULY 1, 2024 – JUNE 30, 2025					
Meter Size	In-town Usage Charge	In-town Demand Charge	In-town Capital Charge	Out-of-town Usage Charge	Out-of-town Demand Charge
5/8"	\$3.34	\$43.50	\$28.64	\$6.68	\$86.99
3/4"	\$3.34	\$65.25	\$42.97	\$6.68	\$130.49
1"	\$3.34	\$108.74	\$71.61	\$6.68	\$217.48
1.5"	\$3.34	\$217.48	\$143.22	\$6.68	\$434.97
2"	\$3.34	\$347.98	\$229.15	\$6.68	\$695.95
3"	\$3.34	\$652.45	\$429.66	\$6.68	\$1,304.91
4"	\$3.34	\$1,087.42	\$716.11	\$6.68	\$2,174.85
6"	\$3.34	\$2,174.85	\$1,432.22	\$6.68	\$4,349.69
8"	\$3.34	\$3,480.00	\$2,291.20	\$6.68	\$6,959.20
10"	\$3.34	\$5,002.50	\$3,293.60	\$6.68	\$10,003.85
12"	\$3.34	\$9,352.50	\$6,157.60	\$6.68	\$18,702.85

WATER SERVICE CHARGES FOR FISCAL YEAR JULY 1, 2025 – JUNE 30, 2026					
Meter Size	In-town Usage Charge	In-town Demand Charge	In-town Capital Charge	Out-of-town Usage Charge	Out-of-town Demand Charge
5/8"	\$3.44	\$44.80	\$29.50	\$6.88	\$89.60
3/4"	\$3.44	\$67.20	\$44.26	\$6.88	\$134.41
1"	\$3.44	\$112.00	\$73.76	\$6.88	\$224.01
1.5"	\$3.44	\$224.01	\$147.52	\$6.88	\$448.02
2"	\$3.44	\$358.41	\$236.03	\$6.88	\$716.83
3"	\$3.44	\$672.03	\$442.55	\$6.88	\$1,344.05
4"	\$3.44	\$1,120.05	\$737.59	\$6.88	\$2,240.09
6"	\$3.44	\$2,240.09	\$1,475.18	\$6.88	\$4,480.18
8"	\$3.44	\$3,584.00	\$2,360.00	\$6.88	\$7,168.00
10"	\$3.44	\$5,152.00	\$3,392.50	\$6.88	\$10,304.00
12"	\$3.44	\$9,632.00	\$6,342.50	\$6.88	\$19,264.00

WATER SERVICE CHARGES FOR FISCAL YEAR JULY 1, 2026 – JUNE 30, 2027					
Meter Size	In-town Usage Charge	In-town Demand Charge	In-town Capital Charge	Out-of-town Usage Charge	Out-of-town Demand Charge
5/8"	\$3.55	\$46.15	\$30.39	\$7.09	\$92.29
3/4"	\$3.55	\$69.22	\$45.58	\$7.09	\$138.44
1"	\$3.55	\$115.36	\$75.97	\$7.09	\$230.73
1.5"	\$3.55	\$230.73	\$151.94	\$7.09	\$461.46
2"	\$3.55	\$369.17	\$243.11	\$7.09	\$738.33
3"	\$3.55	\$692.19	\$455.83	\$7.09	\$1,384.38
4"	\$3.55	\$1,153.65	\$759.72	\$7.09	\$2,307.29
6"	\$3.55	\$2,307.29	\$1,519.44	\$7.09	\$4,614.59
8"	\$3.55	\$3,692.00	\$2,431.20	\$7.09	\$7,383.20
10"	\$3.55	\$5,307.25	\$3,494.85	\$7.09	\$10,613.35
12"	\$3.55	\$9,922.25	\$6,533.85	\$7.09	\$19,842.35

For a residential user with a second 5/8 3/4" meter on a single service line for water only irrigation service, the user shall be charged a single water demand and capital charge for a 5/8 3/4" meter as a separate/additional metered service on a year round basis.

The demand charge for multiple residential units served by a single water meter shall be based on actual meter size provided the meter meets the minimum size requirement see table in WATER AND SEWER CONNECTION CHARGE POLICIES, per the following table:

Number of Apartments – Minimum Meter Size

1 - 3	5/8"
4 - 7	3/4" 8 - 11
12 - 15	1.5"
16 - 24	2"
24 - 48	3"
Over 48	4"

Formatted: Indent: Left: 0.49", Hanging: 0.01", Space After: 0.05 pt, Line spacing: Multiple 1 li

B. SEWER SERVICE

QUARTERLY SEWER SERVICE CHARGES CONSIST OF:

For residential customers without metered water service, the quarterly sewer service charge can be found in the table below:

QUARTERLY SEWER SERVICE CHARGE FOR RESIDENTIAL CUSTOMERS <u>WITHOUT METERED WATER SERVICE</u> PER RESIDENTIAL UNIT	
Fiscal Year	Cost
2022-23	\$132.39
2023-24	\$156.58
2024-25	\$161.28
2025-26	\$166.12
2026-27	\$171.10

Or

Sewer Usage Charge – charged per meter unit
+ Sewer Demand Charge – based on water meter size
TOTAL QUARTERLY SEWER SERVICE CHARGES

Consult the chart below with the appropriate fiscal year to determine applicable charges:

SEWER SERVICE CHARGES FOR FISCAL YEAR JULY 1, 2022 - JUNE 30, 2023		
Meter Size	Sewer Usage Charge	Sewer Demand Charge
5/8"	\$4.00	\$38.00
3/4"	\$4.00	\$57.00
1"	\$4.00	\$95.00
1.5"	\$4.00	\$190.00
2"	\$4.00	\$304.00
3"	\$4.00	\$570.00
4"	\$4.00	\$950.00
6"	\$4.00	\$1,900.00

SEWER SERVICE CHARGES FOR FISCAL YEAR JULY 1, 2023 - JUNE 30, 2024		
Meter Size	Sewer Usage Charge	Sewer Demand Charge
5/8"	\$4.95	\$41.00
3/4"	\$4.95	\$61.50
1"	\$4.95	\$102.50
1.5"	\$4.95	\$205.00
2"	\$4.95	\$328.00
3"	\$4.95	\$615.00
4"	\$4.95	\$1,025.00
6"	\$4.95	\$2,050.00
8"	\$4.95	\$3,280.00
10"	\$4.95	\$4,715.00
12"	\$4.95	\$8,815.00

SEWER SERVICE CHARGES FOR FISCAL YEAR JULY 1, 2024 - JUNE 30, 2025		
Meter Size	Sewer Usage Charge	Sewer Demand Charge
5/8"	\$5.10	\$42.23
3/4"	\$5.10	\$63.35
1"	\$5.10	\$105.58
1.5"	\$5.10	\$211.15
2"	\$5.10	\$337.84
3"	\$5.10	\$633.45
4"	\$5.10	\$1,055.75
6"	\$5.10	\$2,111.50
8"	\$5.10	\$3,378.40
10"	\$5.10	\$4,856.45
12"	\$5.10	\$9,079.45

SEWER SERVICE CHARGES FOR FISCAL YEAR JULY 1, 2025 - JUNE 30, 2026		
Meter Size	Sewer Usage Charge	Sewer Demand Charge
5/8"	\$5.25	\$43.50
3/4"	\$5.25	\$65.25
1"	\$5.25	\$108.74
1.5"	\$5.25	\$217.48
2"	\$5.25	\$347.98
3"	\$5.25	\$652.45
4"	\$5.25	\$1,087.42
6"	\$5.25	\$2,174.85
8"	\$5.25	\$3,480.00
10"	\$5.25	\$5,002.50
12"	\$5.25	\$9,352.50

SEWER SERVICE CHARGES FOR FISCAL YEAR JULY 1, 2026 - JUNE 30, 2027		
METER SIZE	Sewer Usage Charge	Sewer Demand Charge
5/8"	\$5.41	\$44.80
3/4"	\$5.41	\$67.20
1"	\$5.41	\$112.00
1.5"	\$5.41	\$224.01

2"	\$5.41	\$358.41
3"	\$5.41	\$672.03
4"	\$5.41	\$1,120.05
6"	\$5.41	\$2,240.09
8"	\$5.41	\$3,584.00
10"	\$5.41	\$5,152.00
12"	\$5.41	\$9,632.00

FIRE PROTECTION SERVICE

Consult the chart below with the current fiscal year to determine the appropriate Quarterly Water Charge for Sprinkler Service:

SPRINKLER SERVICE CHARGES FOR FISCAL YEAR JULY 1, 2022 – JUNE 30, 2023			
RISER SIZE	In-town Demand Charge	In-town Capital Charge	Out-of-Town Demand Charge
3"	\$41.00	\$27.00	\$82.00
4"	\$61.50	\$40.50	\$123.00
6"	\$102.50	\$67.50	\$205.00
8"	\$205.00	\$135.00	\$410.00
10"	\$328.00	\$216.00	\$656.00

SPRINKLER SERVICE CHARGES FOR FISCAL YEAR JULY 1, 2023 – JUNE 30, 2024			
RISER SIZE	In-town Demand Charge	In-town Capital Charge	Out-of-Town Demand Charge
3"	\$42.23	\$27.81	\$84.46
4"	\$63.35	\$41.72	\$126.69
6"	\$105.58	\$69.53	\$211.15
8"	\$211.15	\$139.05	\$422.30
10"	\$337.84	\$222.48	\$675.68

SPRINKLER SERVICE CHARGES FOR FISCAL YEAR JULY 1, 2024 – JUNE 30, 2025			
RISER SIZE	In-town Demand Charge	In-town Capital Charge	Out-of-Town Demand Charge
3"	\$43.50	\$28.64	\$86.99
4"	\$65.25	\$42.97	\$130.49
6"	\$108.74	\$71.61	\$217.48
8"	\$217.48	\$143.22	\$434.97
10"	\$347.98	\$229.15	\$695.95

SPRINKLER SERVICE CHARGES FOR FISCAL YEAR JULY 1, 2025 – JUNE 30, 2026			
RISER SIZE	In-town Demand Charge	In-town Capital Charge	Out-of-Town Demand Charge
3"	\$44.80	\$29.50	\$89.60

4"	\$67.20	\$44.26	\$134.41
6"	\$112.00	\$73.76	\$224.01
8"	\$224.01	\$147.52	\$448.02
10"	\$358.41	\$236.03	\$716.83

SPRINKLER SERVICE CHARGES FOR FISCAL YEAR JULY 1, 2026 – JUNE 30, 2027			
RISER SIZE	In-town Demand Charge	In-town Capital Charge	Out-of-Town Demand Charge
3"	\$46.15	\$30.39	\$92.29
4"	\$69.22	\$45.58	\$138.44
6"	\$115.36	\$75.97	\$230.73
8"	\$230.73	\$151.94	\$461.46
10"	\$369.17	\$243.11	\$738.33

II. HYDRANT RENTAL CHARGES

Hydrants located outside the City of Owosso and private hydrants maintained by the City of Owosso shall be subject to an annual hydrant rental charge of \$170.00.

III. BULK WATER CHARGES

For users with an active city water service connection, bulk water delivered by the city from hydrants or other approved outlets for such purposes ~~as pool filling~~, shall be charged at the standard metered usage rate given in Section I. above along with actual labor and equipment costs with a minimum charge of ~~\$6075.00~~.

Other bulk water sales, such as filling tank trucks, shall be charged at the rate of ~~\$4216.00~~ per thousand gallons with a ~~\$6075.00~~ minimum charge, which includes up to 5,000 gallons, if during the normal workday at an established city delivery point. After hours bulk water sales and/or sales at other than established city delivery points, shall be charged at the rate of ~~\$4216.00~~ per thousand gallons plus actual labor and equipment costs.

For customers who do not prepay a ~~\$42-100~~ service charge shall apply for invoicing.

(Note: These charges do not apply to water supplied for fire fighting).

IV. INCREMENTAL WATER AND SEWER USAGE CHARGES FOR BILLING ADJUSTMENTS RELATED TO PLUMBING LEAKS

The incremental water and sewer usage charges shall be 50% of the normal usage charge. These incremental usage rates are for the purpose of making adjustments to significantly high bills attributable to plumbing leaks and may be applied in accordance with Guidelines separately approved by the Owosso City Council.

V. EXTRA STRENGTH WASTEWATER SURCHARGES

Extra strength wastewater surcharges shall apply to those users of the City wastewater treatment system approved for the discharge of extra strength wastewater in accordance with Section 34170. of the Owosso City Code. The surcharge rate shall be applied to loadings in excess of the base or normal strength loading.

EXTRA STRENGTH WASTEWATER SURCHARGE SCHEDULE

<u>PARAMETER</u>	<u>BASE</u>	<u>SURCHARGE</u>
BOD-5	220 MG/L	\$0. 15 <u>24</u> /pound in excess of base
TSS	300 MG/L	\$0. 24 <u>38</u> /pound in excess of base
TP	10 MG/L	\$2.40 <u>3.16</u> /pound in excess of base
NH3-N	20 MG/L	\$1. 12 <u>69</u> /pound in excess of base

(Note: BOD-5 = Biochemical Oxygen Demand; TSS = Total Suspended Solids; TP = Total Phosphorous; NH3-N = Ammonia Nitrogen; MG/L = Milligrams per Liter)."

RESOLUTION NO.

**OWOSSO MID-SHIAWASSEE COUNTY WWTP
WATER QUALITY MONITORING
FEE SCHEDULE**

EFFECTIVE MAY 21, 2024

"Pursuant to Section 34-209. Fees, of Chapter 34 of the Owosso City Code, the City Council does hereby adopt the following fee schedule for water quality monitoring to be in effect beginning May 21, 2024. All previous resolutions or parts thereof, insofar as the same may be in conflict herewith, are hereby repealed."

I. Base analytical charges for routine or scheduled monitoring:

<u>PARAMETER</u>	<u>CHARGE</u>
Alkalinity	\$12.00
BOD-5 or CBOD-5	\$20.00
Chlorine Residual (Laboratory Analysis)	\$10.00
Chlorine Residual (Field Test Kit)	No Charge – Included in sampling fee
Coliform, Total	\$18.00
Coliform, Fecal or E. Coli	\$18.00
Dissolved Oxygen	\$6.00
Hardness	\$12.00
Nitrogen, Ammonia	\$15.00
pH	No Charge – Included in sampling fee
Oil & Grease	\$30.00
Ortho-Phosphorus	\$15.00
Temperature	No Charge – Included in sampling fee
Total Phosphorus	\$15.00
Total Solids	\$12.00
Total Suspended Solids	\$12.00

II. Miscellaneous Fees:

Grab Samples (routine)	\$30.00
Grab Sample (noncompliance follow-up)	\$100.00
Composite Sample (routine)	\$60.00
Composite Sample (noncompliance follow-up)	\$250.00
Administrative Fee (per sampling event)	\$10.00

Additional analyses performed by a contract laboratory are charged at direct cost plus any applicable sampling charges plus \$20.00 per sampling event to cover shipping and handling costs.

III. Wastewater Characterization Monitoring \$200.00*

Includes one composite sample analyzed for CBOD-5, Metals (Cadmium, Chromium, Copper, Lead, Nickel, Silver, Zinc), Nitrogen (Ammonia), pH, Oil & Grease, Total Phosphorus and Total Suspended Solids.

*The first sample for wastewater characterization in a fiscal year (i.e., July 1 to June 30) shall be at no charge for the parameters identified above provided all parameters tested are in compliance with local, state and/or federal pretreatment limitations and also are not in a surcharge range.

Council Resolution R-20-92 (Adopted June 15, 1992):

"Pursuant to Section 34-209. Fees. of Chapter 34 of the Owosso City Code, the City Council does hereby adopt the following fee schedule for water quality monitoring to be in effect beginning July 1, 1992. All previous resolutions or parts thereof, insofar as the same may be in conflict herewith, are hereby repealed.

OWOSSO MID-SHIAWASSEE COUNTY WWTP
WATER QUALITY MONITORING
FEE SCHEDULE

EFFECTIVE JULY 1, 1992

I. Base analytical charges for routine or scheduled monitoring:

<u>PARAMETER</u>	<u>CHARGE</u>
Alkalinity	\$ 6.00
BOD-5 (or CBOD-5)	12.00
Calcium (Ca)	8.00
Carbon dioxide	8.00
Chloride	6.00
Chlorine demand	15.00
Chlorine residual (lab test)	6.00
Chlorine residual (field test kit)	NC*
Coliform, total	18.00
Coliform, fecal or E.Coli	18.00
Dissolved oxygen (D.O.)	6.00
Flouride	8.00
Hardness	6.00
Magnesium (Mg)	8.00
Metals (Total for up to 7)	50.00
Metals, individual	
-Cadmium (Cd)	10.00
-Chromium (Cr)	10.00
-Copper (Cu)	10.00
-Iron (Fe)	10.00
-Lead (Pb)	10.00
-Nickel (Ni)	10.00
-Silver (Ag)	10.00
-Zinc (Zn)	10.00
Nitrogen, ammonia (NH-3)	12.00
pH	NC*
Oil & grease	15.00
Ortho - Phosphorous	10.00
Total Phosphorous	10.00
Total solids	8.00
Total suspended solids (TSS)	8.00

NOTE: NC* = No charge, cost is incorporated in sampling charge.

OWOSSO MID-SHIAWASSEE COUNTY WWTP
WATER QUALITY MONITORING
FEE SCHEDULE (cont)

EFFECTIVE JULY 1, 1992

II. Miscellaneous fees:

Sampling within service area	
-Grab samples (routine)	\$ 15.00
-Grab Samples (noncompliance follow-up)	\$ 50.00
-Composite samples (routine)	\$ 30.00
-Composite samples (noncompliance follow-up)	\$100.00

Solid sample (soil, sludge) preparation fee	\$ 18.00
--	----------

Additional analyses performed by a contract lab are charged at direct cost plus any applicable sampling charges plus \$10 per sampling event to cover shipping and handling costs.

III. Wastewater characterization monitoring: \$100.00 (a)

(Includes one composite sample analyzed for CBOD-5, Metals ("total"), NH-3, pH, Oil and Grease, Phosphorous, and TSS.)

(a) The first sample for wastewater characterization in a fiscal year (ie July 1 to June 30) shall be at no charge for the parameters identified above provided all parameters tested are in compliance with local, state and/or federal pretreatment limitations and also are not in a surcharge range.



MEMORANDUM

301 W. MAIN ▪ OWOSSO, MICHIGAN 48867-2958 ▪ WWW.CI.OWOSSO.MI.US

DATE: May 15, 2024
TO: Owosso City Council
FROM: Brad Barrett, Finance Director
SUBJECT: Special Assessment Chargeback

RECOMMENDATION:

Receive and file communication from the Finance Department.

BACKGROUND:

The city council approved a street special assessment and hazard and nuisance special assessment at 1122 S. Cedar Street. The city council approved a hazard and nuisance special assessment at 216 South Elm Street.

The property owners did not pay their special assessment installments or property taxes. The county treasurer foreclosed on these properties and sold them at auction. The sales price for both properties did not cover unpaid property taxes, interest, penalties and special assessment installments. The city was charged back for these expenditures by the county treasurer.

The unpaid street and hazard and nuisance special assessment installments for 1122 S. Cedar Street equaled \$4,568.88. The unpaid hazard and nuisance special assessment installment for 216 South Elm Street equaled \$12,387.52.

FISCAL IMPACTS:

Special assessment revenue has been decreased due to chargebacks received from the county treasurer.

The special assessment receivable balances have been reduced with no cash/payment received to cover actual costs incurred by the city to improve the street and mitigate hazards/nuisances in the amount of \$16,956.40.

From:	Building Department
To:	Owosso City Council
Report Month:	APRIL 2024

Category	Estimated Cost	Permit Fee	Number of Permits
ABOVE GROUND POOL		\$75	1
ACCESSORY STRUCTURES		\$75	2
DECK	\$1,000	\$110	1
DEMOLITION	\$1,000	\$110	1
Electrical		\$4,500	21
FENCE PERMIT		\$425	6
GARAGE, DETACHED	\$4,000	\$80	1
INSULATION	\$41,220	\$0	2
Mechanical		\$5,015	23
NEW BUSINESS		\$75	3
Plumbing		\$1,360	8
RES. ADD/ALTER/REPAIR	\$79,305	\$1,400	4
RES. CONDO NEW BUILD	\$400,000	\$4,170	2
RES. MOBILE NEW	\$180,000	\$2,220	6
ROOF	\$187,856	\$1,610	15
ROW-ENG		\$90	3
ROW-SIDEWALK OCCUPANCY		\$0	1
ROW-UTILITY		\$200	3
SIGN PERMIT		\$40	1
VACANT PROPERTY REGISTRATION		\$0	1
WINDOWS	\$88,730	\$90	5
Totals	\$983,111	\$21,645	110

2023 COMPARISON TOTALS

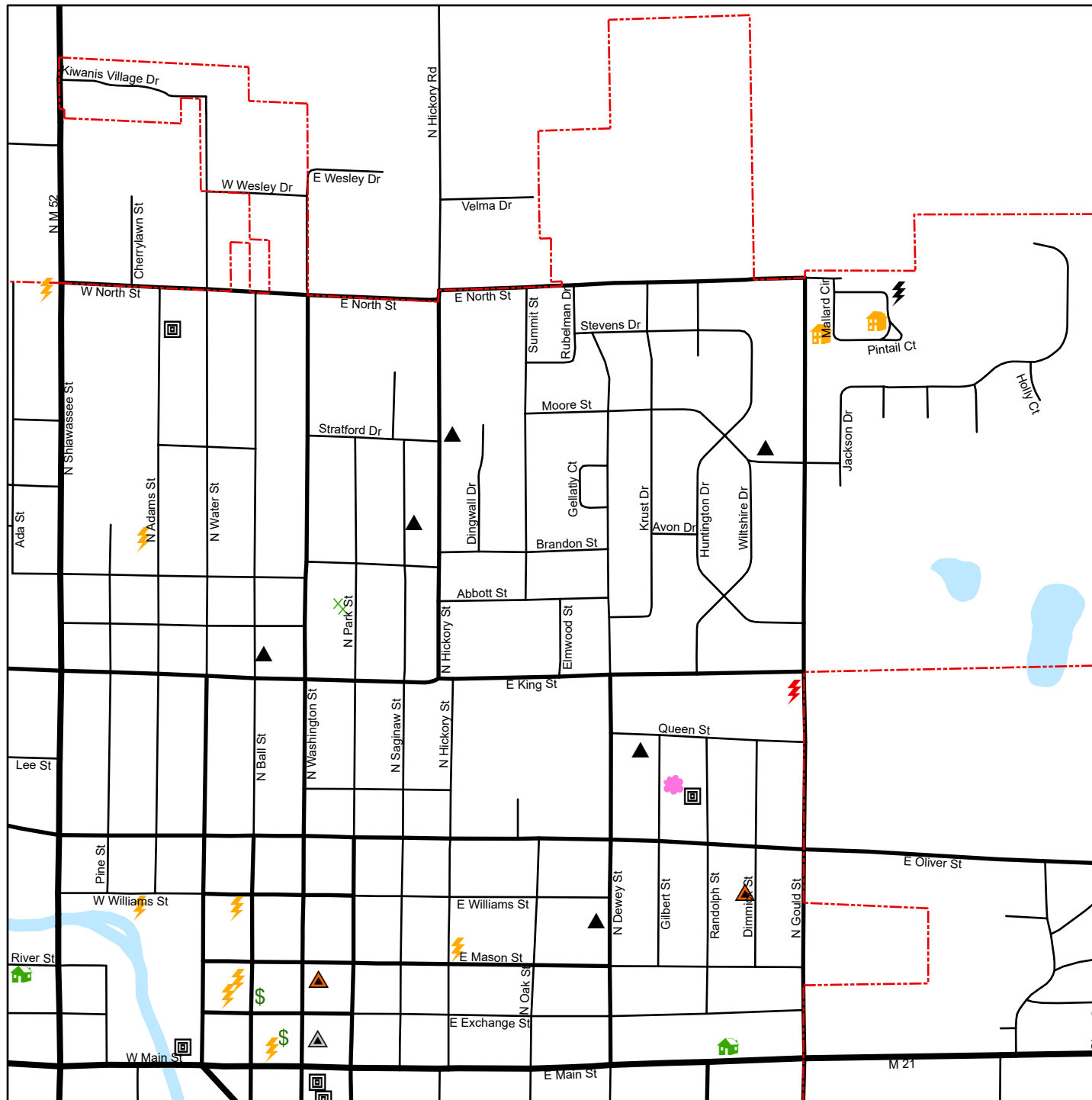
APRIL 2023	\$530,086	\$19,055	105
-------------------	------------------	-----------------	------------

City of Owosso

Permit Activity

April 2024

NE Quadrant



0 300 600 900 1,200 Feet

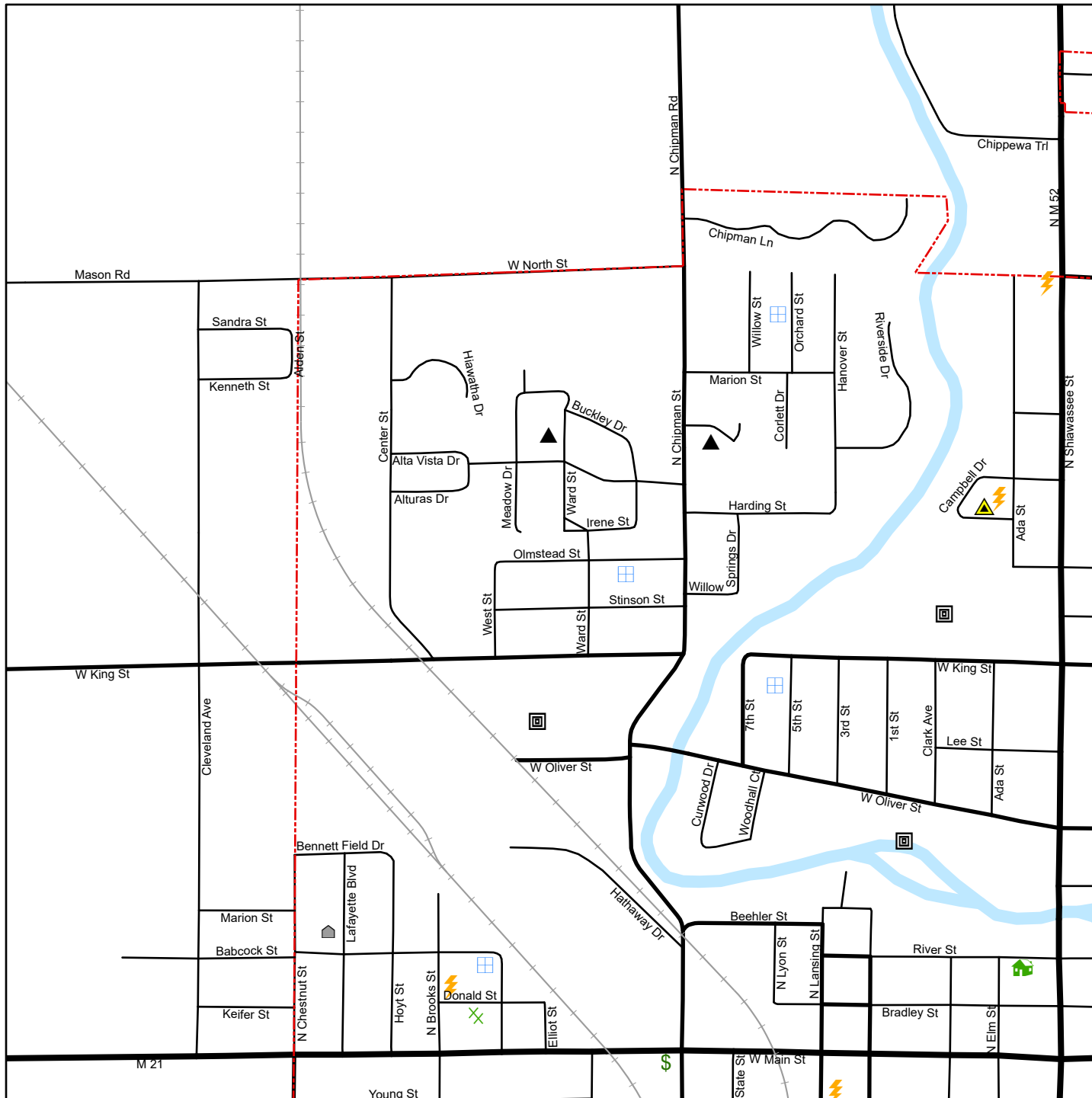


City of Owosso

Permit Activity

April 2024

NW Quadrant



Category

- Accessory Structures
- Electrical
- Fence Permit
- Mechanical
- New Business
- Res. Add/Alter/Repair
- Roof
- ROW - Eng
- Windows

Other Features

- City Limit
- Railroads
- River & Lakes

0 300 600 900 1,200 Feet

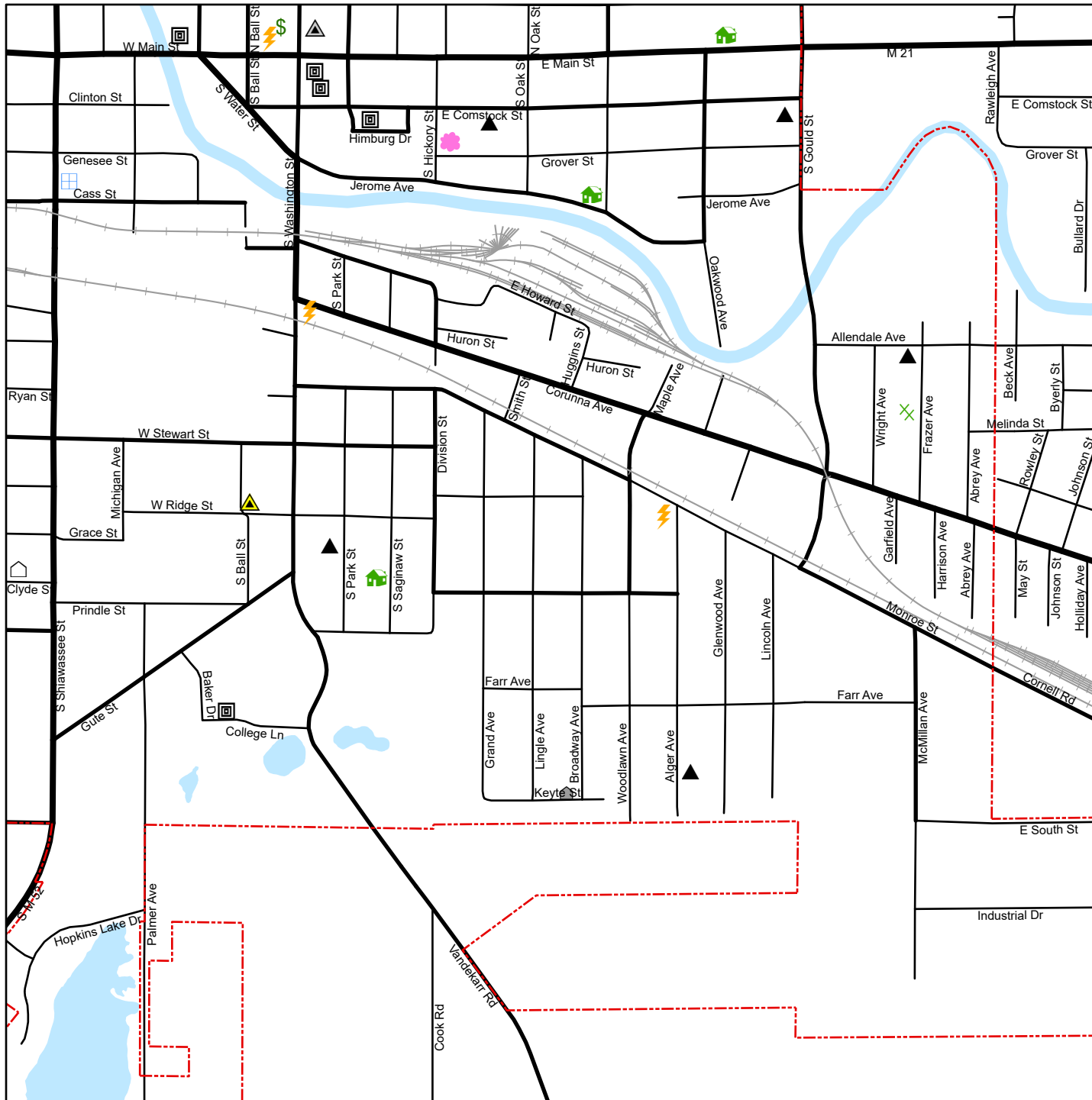


City of Owosso

Permit Activity

April 2024

SE Quadrant



Category

- Accessory Structures
- Electrical
- Fence Permit
- Insulation
- Mechanical
- New Business
- Res. Add/Alter/Repair
- Roof
- ROW - Eng
- ROW-Sidewalk Occupancy
- Vacant Property Registration
- Windows

Other Features

- City Limit
- Railroads
- River & Lakes

0 300 600 900 1,200 Feet

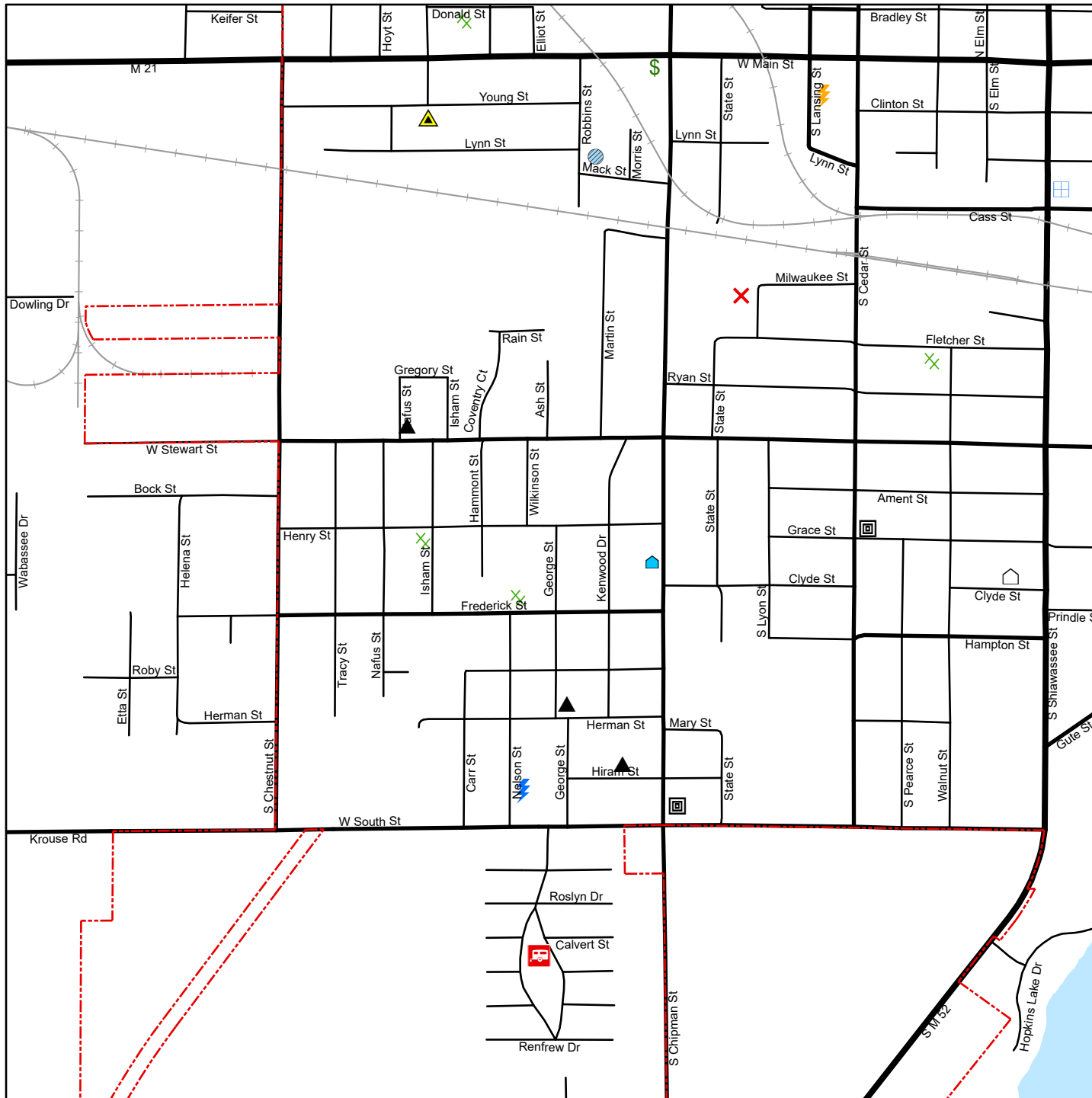


City of Owosso

Permit Activity

April 2024

SW Quadrant



Category

- Above Ground Pool
- Demolition
- Electrical
- Electrical & Plumbing
- Fence Permit
- Garage, Detached
- Mechanical
- New Business
- Res. Mobile New
- Roof
- ROW - Eng
- Vacant Property Registration
- Windows

Other Features

- City Limit
- Railroads
- River & Lakes

0 300 600 900 1,200 Feet



APRIL 2024

Enf. Number	Address	Previous Status	Current Status	Filed	Last Action Date	Next Action Date	Date Closed	Rental
ACCESSORY STRUCTURES								
ENF 24-0655	DEWEY ST	LETTER SENT	RECHECK SCHEDULED	04/17/2024	04/17/2024	05/16/2024		N
ENF 21-1429	MAIN ST	INSPECTED PROPERTY	PENDING 1ST TICKET	09/13/2021	04/29/2024	05/27/2024		N
			Total Entries	2				
APPLIANCES								
ENF 24-0629	BRANDON ST	RESOLVED	CLOSED	04/09/2024	04/16/2024		04/16/2024	N
			Total Entries	1				
AUTO REP/JUNK VEH								
ENF 24-0636	LAFAYETTE BLVD	RESOLVED	CLOSED	04/10/2024	04/10/2024		04/10/2024	Y
ENF 24-0638	ABREY AVE	LETTER SENT	RECHECK SCHEDULED	04/11/2024	04/11/2024	05/02/2024		N
ENF 23-0706	CORUNNA AVE	INSPECTED PROPERTY	LEGAL ACTION	07/13/2023	04/18/2024	05/23/2024		N
ENF 24-0430	RIVER ST	INSPECTED PROPERTY	PARTIALLY RESOLVED	03/13/2024	04/25/2024	05/09/2024		Y
			Total Entries	4				
BRUSH PILES								
ENF 23-1379	HAMPTON AVE	INSPECTED PROPERTY	CONTACT PROPERTY MANAGER	12/14/2023	04/30/2024	05/30/2024		N
			Total Entries	1				
BUILDING VIOL								
ENF 18-0622	OLIVER ST	INSPECTED PROPERTY	REF TO CITY ATTY	08/10/2018	04/23/2024	05/23/2024		IND
			Total Entries	1				
BUILDING VIOL								
ENF 24-0175	ALGER AVE	RESOLVED	CLOSED	02/28/2024	02/28/2024		04/08/2024	N
ENF 23-0960	ALGER AVE	INSPECTED PROPERTY	2ND NOTICE SENT	09/07/2023	04/01/2024	06/03/2024		N
ENF 23-1007	TRACY ST	INSPECTED PROPERTY	RED-TAGGED	09/21/2023	04/01/2024	05/06/2024		N

APRIL 2024

Enf. Number	Address	Previous Status	Current Status	Filed	Last Action Date	Next Action Date	Date Closed	Rental
ENF 23-0612	EXCHANGE	INSPECTED PROPERTY	REF TO CITY ATTY	06/20/2023	04/02/2024	05/02/2024		N
ENF 21-0307	WASHINGTON ST	INSPECTED PROPERTY	LETTER SENT	03/03/2021	04/03/2024	05/06/2024		COMM
ENF 23-0313	GRAND AVE	CONTACT WITH OWNER	CLOSED	04/18/2023	04/05/2024		04/05/2024	N
ENF 22-1131	MASON ST	INSPECTED PROPERTY	3RD TICKET ISSUED	08/10/2022	04/08/2024	05/09/2024		Y
ENF 23-0128	DIVISION ST	INSPECTED PROPERTY	RED-TAGGED	02/06/2023	04/09/2024	05/15/2024		VAC
ENF 24-0635	LAFAYETTE BLVD	RESOLVED	CLOSED	04/10/2024	04/10/2024		04/18/2024	N
ENF 24-0489	MAIN ST	LETTER SENT	RECHECK SCHEDULED	03/19/2024	04/16/2024	05/16/2024		COMM
ENF 24-0608	CORUNNA AVE	INSPECTED PROPERTY	VIOLATIONS EXIST	04/03/2024	04/16/2024	04/17/2024		COMM
ENF 21-1886	PRINDLE ST	HOMEOWNER CALLED IN	RECHECK SCHEDULED	12/17/2021	04/17/2024	06/27/2024		VAC
ENF 23-1231	CEDAR ST	INSPECTED PROPERTY	CONTACTED PROPERTY OWNER	11/14/2023	04/17/2024	05/20/2024		N
ENF 20-0972	WILLIAMS ST	INSPECTED PROPERTY	RECHECK SCHEDULED	11/18/2020	04/18/2024	05/16/2024		N
ENF 21-1484	SAGINAW ST	INSPECTED PROPERTY	PENDING 1ST TICKET	09/27/2021	04/18/2024	05/20/2024		VAC
ENF 23-0569	WOODLAWN AVE	INSPECTED PROPERTY	PENDING 2ND TICKET	06/12/2023	04/18/2024	05/16/2024		N
ENF 23-0578	CHIPMAN ST	INSPECTED PROPERTY	RECHECK SCHEDULED	06/12/2023	04/18/2024	05/16/2024		COMM
ENF 24-0041	FREDERICK ST	RESOLVED	CLOSED	01/18/2024	04/18/2024		04/18/2024	N
ENF 22-1586	EXCHANGE ST	INSPECTED PROPERTY	RECHECK SCHEDULED	11/29/2022	04/22/2024	05/22/2024		COMM
ENF 20-0748	MARTIN ST	CONTACT WITH OWNER	RECHECK SCHEDULED	09/16/2020	04/23/2024	05/03/2024		VAC
ENF 23-0673	SAGINAW ST	LETTER SENT	FINAL NOTICE	07/10/2023	04/24/2024	05/23/2024		N
ENF 23-0785	GENESEE ST	CONTACT WITH OWNER	RECHECK SCHEDULED	07/26/2023	04/24/2024	06/05/2024		N
ENF 22-0425	WOODLAWN AVE	INSPECTED PROPERTY	RECHECK SCHEDULED	04/12/2022	04/25/2024	05/10/2024		N

APRIL 2024

Enf. Number	Address	Previous Status	Current Status	Filed	Last Action Date	Next Action Date	Date Closed	Rental
ENF 20-0720	HURON ST	INSPECTED PROPERTY	PENDING 1ST TICKET	09/10/2020	04/29/2024	05/29/2024		N
ENF 22-0067	WASHINGTON ST	INSPECTED PROPERTY	PENDING 1ST TICKET	01/24/2022	04/29/2024	05/29/2024		N
ENF 22-0167	CEDAR ST	INSPECTED PROPERTY	PENDING 3RD TICKET	02/15/2022	04/29/2024	05/30/2024		N
ENF 22-0677	SHIAWASSEE ST	INSPECTED PROPERTY	OBTAINED BLDG PERMIT	05/19/2022	04/30/2024	05/30/2024		VAC
ENF 23-0334	CORUNNA AVE	RESOLVED	CLOSED	04/24/2023	04/30/2024		04/30/2024	N
ENF 24-0691	QUEEN ST	OBTAINED PERMIT	CLOSED	04/24/2024	04/30/2024		04/30/2024	N
ENF 24-0726	MASON ST	INSPECTED PROPERTY	LETTER SENT	04/30/2024	05/01/2024	06/03/2024		N
			Total Entries	30				
CHICKENS								
ENF 24-0715	RANDOLPH ST	RECHECK	LETTER SENT	04/26/2024	04/26/2024	05/13/2024		N
			Total Entries	1				
DEMO BY NEGLECT HDC								
ENF 22-1109	MAIN ST	INSPECTED PROPERTY	RECHECK SCHEDULED	08/05/2022	04/30/2024	05/30/2024		COMM
			Total Entries	1				
DUMPSTER VIOLATIONS								
ENF 24-0630	WATER ST	RESOLVED	CLOSED	04/09/2024	04/16/2024		04/16/2024	N
			Total Entries	1				
EXTERIOR PAINT/SIDING								
ENF 20-0051	FLETCHER ST	INSPECTED PROPERTY	PARTIALLY RESOLVED	01/17/2020	04/03/2024	06/06/2024		N
ENF 20-0073	LANSING ST	INSPECTED PROPERTY	RECHECK SCHEDULED	01/28/2020	04/04/2024	06/04/2024		Y
ENF 23-0812	KENWOOD DR	INSPECTED PROPERTY	FINAL NOTICE	07/31/2023	04/04/2024	05/06/2024		N
ENF 23-0884	FLETCHER ST	CONTACT WITH OWNER	EXTENSION GRANTED	08/21/2023	04/05/2024	08/29/2024		N

APRIL 2024

Enf. Number	Address	Previous Status	Current Status	Filed	Last Action Date	Next Action Date	Date Closed	Rental
ENF 20-0076	HUGGINS ST	NEW OWNERS	CLOSED	01/28/2020	04/08/2024		04/08/2024	Y
ENF 24-0622	HUGGINS ST	CONTACT WITH OWNER	EXTENSION GRANTED	04/08/2024	04/11/2024	10/30/2024		N
ENF 21-0040	WOODLAWN AVE	INSPECTED PROPERTY	2ND TICKET ISSUED	01/12/2021	04/18/2024	05/16/2024		N
ENF 21-0023	STEWART ST	HOMEOWNER CALLED IN	EXTENSION GRANTED	01/12/2021	04/24/2024	06/24/2024		N
ENF 21-0424	SAGINAW ST	LETTER SENT	1ST TICKET ISSUED	03/22/2021	04/24/2024	07/24/2024		N
ENF 20-0106	COMSTOCK ST	INSPECTED PROPERTY	FINAL NOTICE	02/17/2020	04/29/2024	06/27/2024		VAC
ENF 20-0119	OLIVER ST	INSPECTED PROPERTY	FINAL NOTICE	02/24/2020	04/30/2024	05/30/2024		N
ENF 20-0143	LYNN ST	INSPECTED PROPERTY	EXTENSION GRANTED	03/05/2020	04/30/2024	05/30/2024		N
ENF 23-0568	WALNUT ST	RESOLVED	CLOSED	06/08/2023	04/30/2024		04/30/2024	N

Total Entries	13
---------------	----

FENCE VIOLATION

ENF 24-0613	ISHAM ST	RESOLVED	CLOSED	04/04/2024	04/08/2024		04/08/2024	N
ENF 24-0446	BROADWAY AVE	RESOLVED	CLOSED	03/14/2024	04/11/2024		04/11/2024	N
ENF 24-0547	GRAND AVE	CONTACT WITH OWNER	RECHECK SCHEDULED	03/26/2024	04/11/2024	05/13/2024		N
ENF 24-0459	WOODLAWN AVE	RESOLVED	CLOSED	03/14/2024	04/15/2024		04/15/2024	N
ENF 24-0521	SEVENTH ST	RESOLVED	CLOSED	03/21/2024	04/18/2024		04/18/2024	N
ENF 24-0549	GRAND AVE	RESOLVED	CLOSED	03/26/2024	04/23/2024		04/23/2024	Y
ENF 24-0719	GRAND AVE	LETTER SENT	RECHECK SCHEDULED	04/29/2024	04/29/2024	05/08/2024		Y
ENF 24-0538	RYAN ST	RESOLVED	CLOSED	03/25/2024	04/30/2024		04/30/2024	N

Total Entries	8
---------------	---

FIRE DAMAGE

ENF 24-0034	MILWAUKEE ST	INSPECTED PROPERTY	RECHECK SCHEDULED	01/17/2024	04/03/2024	05/02/2024		Y
-------------	--------------	--------------------	-------------------	------------	------------	------------	--	---

APRIL 2024

Enf. Number	Address	Previous Status	Current Status	Filed	Last Action Date	Next Action Date	Date Closed	Rental
ENF 22-0193	CHIPMAN ST	INSPECTED PROPERTY	DEMO PENDING	02/21/2022	04/18/2024	05/20/2024		Y
ENF 23-0174	HICKORY ST	INSPECTED PROPERTY	RED-TAGGED	02/23/2023	04/29/2024	05/29/2024		VAC
Total Entries				3				
FRONT YARD PARKING								
ENF 24-0561	GRAND AVE	RESOLVED	CLOSED	03/28/2024	04/04/2024		04/04/2024	N
ENF 24-0110	CHIPMAN ST	RESOLVED	CLOSED	02/13/2024	04/10/2024		04/10/2024	N
ENF 24-0594	HICKORY ST	RESOLVED	CLOSED	04/02/2024	04/10/2024		04/10/2024	N
Total Entries				3				
FURNITURE OUTSIDE								
ENF 24-0573	DEWEY ST	RESOLVED	CLOSED	04/01/2024	04/15/2024		04/15/2024	N
ENF 24-0249	CHIPMAN ST	RESOLVED	CLOSED	03/04/2024	04/23/2024		04/23/2024	N
ENF 24-0714	CEDAR ST	INSPECTED PROPERTY	RECHECK SCHEDULED	04/25/2024	04/25/2024	05/02/2024		N
ENF 24-0575	RYAN ST	2ND NOTICE SENT	LETTER SENT	04/01/2024	05/01/2024	05/09/2024		N
ENF 24-0692	MAIN ST	RESOLVED	CLOSED	04/24/2024	05/01/2024	05/01/2024	05/01/2024	N
ENF 24-0725	CORUNNA AVE	INSPECTED PROPERTY	LETTER SENT	04/30/2024	05/01/2024	05/15/2024		Y
Total Entries				6				
GARBAGE & DEBRIS								
ENF 23-1325	STEWART ST	INSPECTED PROPERTY	EXTENSION GRANTED	12/04/2023	04/02/2024	05/22/2024		N
ENF 24-0424	RIVER ST	RESOLVED	CLOSED	03/12/2024	04/02/2024		04/02/2024	N
ENF 24-0404	STEWART ST	RESOLVED	CLOSED	03/12/2024	04/08/2024		04/08/2024	N
ENF 23-0596	DIVISION ST	INSPECTED PROPERTY	FINAL NOTICE	06/13/2023	04/09/2024	05/15/2024		VAC
ENF 24-0008	CORUNNA AVE	INSPECTED PROPERTY	2ND NOTICE SENT	01/04/2024	04/11/2024	05/23/2024		N

APRIL 2024

Enf. Number	Address	Previous Status	Current Status	Filed	Last Action Date	Next Action Date	Date Closed	Rental
ENF 24-0614	KENWOOD DR	INSPECTED PROPERTY	LETTER SENT	04/04/2024	04/11/2024	05/06/2024		N
ENF 22-1318	GRACE ST	INSPECTED PROPERTY	EXTENSION GRANTED	09/20/2022	04/15/2024	05/15/2024		N
ENF 23-1041	CORUNNA AVE	RESOLVED	CLOSED	09/28/2023	04/15/2024		04/15/2024	COMM
ENF 24-0144	PARK ST	RESOLVED	CLOSED	02/21/2024	04/15/2024		04/15/2024	N
ENF 24-0546	SOUTH ST	RESOLVED	CLOSED	03/26/2024	04/15/2024		04/15/2024	Y
ENF 24-0347	WATER ST	INSPECTED PROPERTY	PARTIALLY RESOLVED	03/11/2024	04/16/2024	05/13/2024		N
ENF 24-0543	WASHINGTON ST	RESOLVED	CLOSED	03/26/2024	04/16/2024		04/16/2024	Y
ENF 24-0550	LINGLE AVE	RESOLVED	CLOSED	03/26/2024	04/16/2024		04/16/2024	N
ENF 24-0640	CHIPMAN ST	LETTER SENT	RECHECK SCHEDULED	04/11/2024	04/17/2024	05/08/2024		N
ENF 24-0563	RYAN ST	RESOLVED	CLOSED	03/28/2024	04/18/2024		04/18/2024	N
ENF 24-0651	HOWARD ST	INSPECTED PROPERTY	LETTER SENT	04/16/2024	04/18/2024	05/02/2024		N
ENF 24-0096	LINGLE AVE	INSPECTED PROPERTY	FINAL NOTICE	02/08/2024	04/22/2024	05/06/2024		N
ENF 24-0617	WILLIAMS ST	RESOLVED	CLOSED	04/08/2024	04/22/2024		04/22/2024	N
ENF 23-1355	WILLIAMS ST	INSPECTED PROPERTY	2ND TICKET ISSUED	12/12/2023	04/23/2024	05/07/2024		N
ENF 24-0427	ADAMS ST	INSPECTED PROPERTY	PARTIALLY RESOLVED	03/12/2024	04/23/2024	05/15/2024		N
ENF 24-0551	HICKORY ST	INSPECTED PROPERTY	RECHECK SCHEDULED	03/26/2024	04/23/2024	05/07/2024		N
ENF 24-0619	BRANDON ST	INSPECTED PROPERTY	PARTIALLY RESOLVED	04/08/2024	04/23/2024	05/07/2024		Y
ENF 24-0621	GENESEE ST	INSPECTED PROPERTY	PARTIALLY RESOLVED	04/08/2024	04/23/2024	05/07/2024		Y
ENF 24-0648	BROOKS ST	INSPECTED PROPERTY	PARTIALLY RESOLVED	04/15/2024	04/23/2024	05/02/2024		N
ENF 24-0490	FREDERICK ST	INSPECTED PROPERTY	2ND NOTICE SENT	03/19/2024	04/24/2024	05/16/2024		N

APRIL 2024

Enf. Number	Address	Previous Status	Current Status	Filed	Last Action Date	Next Action Date	Date Closed	Rental
ENF 22-1388	YOUNG ST	INSPECTED PROPERTY	PARTIALLY RESOLVED	10/11/2022	04/25/2024	05/16/2024		N
ENF 24-0607	MAIN ST	INSPECTED PROPERTY	CONTACT WITH HOMEOWNER	04/03/2024	04/25/2024	05/02/2024		N
ENF 24-0713	RIVER ST	INSPECTED PROPERTY	RECHECK SCHEDULED	04/25/2024	04/25/2024	05/02/2024		N
ENF 24-0539	STEWART ST	CONTACT WITH OCCUPANT	RECHECK SCHEDULED	03/25/2024	04/26/2024	05/13/2024		N
ENF 24-0718	GRAND AVE	INSPECTED PROPERTY	RECHECK SCHEDULED	04/29/2024	04/29/2024	05/08/2024		N
ENF 24-0723	NAFUS ST	INSPECTED PROPERTY	LETTER SENT	04/29/2024	04/29/2024	05/08/2024		N
ENF 24-0724	KENWOOD DR	INSPECTED PROPERTY	RECHECK SCHEDULED	04/29/2024	04/29/2024	05/08/2024		Y
ENF 24-0491	PARK ST	INSPECTED PROPERTY	RECHECK SCHEDULED	03/19/2024	04/30/2024	05/14/2024		Y

Total Entries	33
----------------------	-----------

GARBAGE/JUNK IN ROW

ENF 24-0627	SAGINAW ST	RESOLVED	CLOSED	04/09/2024	04/01/2024	05/01/2024	05/01/2024	Y
ENF 24-0522	GLENWOOD AVE	RESOLVED	CLOSED	03/25/2024	04/02/2024		04/02/2024	N
ENF 24-0523	GLENWOOD AVE	RESOLVED	CLOSED	03/25/2024	04/02/2024		04/02/2024	N
ENF 24-0530	WASHINGTON ST	RESOLVED	CLOSED	03/25/2024	04/02/2024		04/02/2024	Y
ENF 24-0541	BALL ST	RESOLVED	CLOSED	03/25/2024	04/02/2024		04/02/2024	N
ENF 24-0429	ABBOTT ST	RESOLVED	CLOSED	03/13/2024	04/03/2024		04/03/2024	Y
ENF 24-0532	WASHINGTON ST	RESOLVED	CLOSED	03/25/2024	04/04/2024		04/04/2024	N
ENF 24-0562	RYAN ST	RESOLVED	CLOSED	03/28/2024	04/04/2024		04/04/2024	N
ENF 24-0571	WASHINGTON ST	RESOLVED	CLOSED	04/01/2024	04/04/2024		04/08/2024	N
ENF 24-0450	LANSING	RESOLVED	CLOSED	03/14/2024	04/08/2024		04/08/2024	Y
ENF 24-0570	BRADLEY ST	RESOLVED	CLOSED	04/01/2024	04/08/2024		04/08/2024	N

05/01/24

Code Enforcement Activity
APRIL 2024

8/26

Enf. Number	Address	Previous Status	Current Status	Filed	Last Action Date	Next Action Date	Date Closed	Rental
ENF 24-0572	WASHINGTON ST	RESOLVED	CLOSED	04/01/2024	04/08/2024		04/08/2024	N
ENF 24-0595	KING ST	RESOLVED	CLOSED	04/02/2024	04/09/2024		04/09/2024	N
ENF 24-0598	RIVER ST	RESOLVED	CLOSED	04/02/2024	04/09/2024		04/09/2024	Y
ENF 24-0520	RYAN ST	RESOLVED	CLOSED	03/21/2024	04/10/2024		04/10/2024	N
ENF 24-0610	FLETCHER ST	RESOLVED	CLOSED	04/03/2024	04/10/2024		04/10/2024	N
ENF 24-0554	WASHINGTON ST	RESOLVED	CLOSED	03/27/2024	04/11/2024		04/11/2024	Y
ENF 24-0557	SAGINAW ST	RESOLVED	CLOSED	03/27/2024	04/11/2024		04/11/2024	Y
ENF 24-0559	MAPLE AVE	RESOLVED	CLOSED	03/28/2024	04/11/2024		04/11/2024	N
ENF 24-0620	OAK ST	RESOLVED	CLOSED	04/08/2024	04/15/2024		04/15/2024	N
ENF 24-0626	ABBOTT ST	RESOLVED	CLOSED	04/08/2024	04/15/2024		04/15/2024	N
ENF 24-0597	OLIVER ST	RESOLVED	CLOSED	04/02/2024	04/16/2024		04/16/2024	N
ENF 24-0639	WATER ST	RESOLVED	CLOSED	04/11/2024	04/16/2024		04/16/2024	N
ENF 24-0633	QUEEN ST	RESOLVED	CLOSED	04/10/2024	04/17/2024		04/17/2024	N
ENF 24-0634	ADAMS ST	RESOLVED	CLOSED	04/10/2024	04/17/2024		04/17/2024	Y
ENF 24-0641	RYAN ST	RESOLVED	CLOSED	04/11/2024	04/18/2024		04/18/2024	N
ENF 24-0643	KING ST	RESOLVED	CLOSED	04/15/2024	04/22/2024		04/22/2024	N
ENF 24-0645	ADAMS ST	RESOLVED	CLOSED	04/15/2024	04/22/2024		04/22/2024	N
ENF 24-0540	MASON ST	RESOLVED	CLOSED	03/25/2024	04/23/2024		04/23/2024	N
ENF 24-0625	BRADLEY ST	RESOLVED	CLOSED	04/08/2024	04/23/2024		04/23/2024	N
ENF 24-0646	HICKORY ST	RESOLVED	CLOSED	04/15/2024	04/23/2024		04/23/2024	N
ENF 24-0647	PARK ST	RESOLVED	CLOSED	04/15/2024	04/23/2024		04/23/2024	N

05/01/24

Code Enforcement Activity

9/26

APRIL 2024

Enf. Number	Address	Previous Status	Current Status	Filed	Last Action Date	Next Action Date	Date Closed	Rental
ENF 24-0649	BUCKLEY DR	RESOLVED	CLOSED	04/15/2024	04/23/2024		04/23/2024	N
ENF 24-0650	BRANDON ST	RESOLVED	CLOSED	04/16/2024	04/23/2024		04/23/2024	N
ENF 24-0612	DEWEY ST	RESOLVED	CLOSED	04/03/2024	04/24/2024		04/24/2024	N
ENF 24-0654	MAIN ST	RESOLVED	CLOSED	04/17/2024	04/24/2024		04/24/2024	N
ENF 24-0656	SUMMIT ST	RESOLVED	CLOSED	04/17/2024	04/24/2024		04/24/2024	N
ENF 24-0657	DEWEY ST	RESOLVED	CLOSED	04/17/2024	04/24/2024		04/24/2024	Y
ENF 24-0609	ADAMS ST	RESOLVED	CLOSED	04/03/2024	04/25/2024		04/25/2024	Y
ENF 24-0658	MARTIN ST	RESOLVED	CLOSED	04/18/2024	04/25/2024		04/25/2024	N
ENF 24-0644	HICKORY ST	INSPECTED PROPERTY	LETTER SENT	04/15/2024	04/29/2024	05/06/2024		N
ENF 24-0688	STRATFORD DR	RESOLVED	CLOSED	04/22/2024	04/29/2024		04/29/2024	N
ENF 24-0689	BALL ST	RESOLVED	CLOSED	04/22/2024	04/29/2024		04/29/2024	N
ENF 24-0717	HICKORY ST	INSPECTED PROPERTY	RECHECK SCHEDULED	04/29/2024	04/29/2024	05/07/2024		N
ENF 24-0690	SAGINAW ST	LETTER SENT	RECHECK SCHEDULED	04/23/2024	05/01/2024	05/09/2024		Y
Total Entries				45				
HEALTH & SAFETY								
ENF 21-0921	CORUNNA AVE	INSPECTED PROPERTY	CONTACT WITH HOMEOWNER	06/23/2021	04/24/2024	05/23/2024		N
Total Entries				1				
HOUSE NUMBERS								
ENF 24-0217	LINGLE AVE	RESOLVED	CLOSED	02/29/2024	03/26/2024		04/04/2024	Y
ENF 24-0228	BROADWAY AVE	RESOLVED	CLOSED	02/29/2024	04/01/2024		04/01/2024	Y
ENF 24-0264	LINCOLN AVE	RESOLVED	CLOSED	03/05/2024	04/01/2024		04/01/2024	N

05/01/24

Code Enforcement Activity

10/26

APRIL 2024

Enf. Number	Address	Previous Status	Current Status	Filed	Last Action Date	Next Action Date	Date Closed	Rental
ENF 24-0268	MAIN ST	RESOLVED	CLOSED	03/05/2024	04/01/2024		04/01/2024	COMM
ENF 24-0363	SHIAWASSEE ST	RESOLVED	CLOSED	03/11/2024	04/01/2024		04/01/2024	N
ENF 24-0410	OLIVER ST	LETTER SENT	INSPECTION COMPLETE	03/12/2024	04/01/2024	05/07/2024		N
ENF 24-0412	OLIVER ST	INSPECTED PROPERTY	LETTER SENT	03/12/2024	04/01/2024	05/07/2024		N
ENF 24-0414	OLIVER ST	RESLOVED	CLOSED	03/12/2024	04/01/2024		04/04/2024	N
ENF 24-0565	WATER ST	COMPLAINT LOGGED	INSPECTION PENDING	04/01/2024	04/01/2024	05/06/2024		COMM
ENF 24-0566	SHIAWASSEE ST	COMPLAINT LOGGED	INSPECTION PENDING	04/01/2024	04/01/2024	05/06/2024		COMM
ENF 24-0567	BALL ST	COMPLAINT LOGGED	INSPECTION PENDING	04/01/2024	04/01/2024	05/06/2024		COMM
ENF 24-0568	BALL ST	COMPLAINT LOGGED	INSPECTION PENDING	04/01/2024	04/01/2024	05/08/2024		N
ENF 24-0569	BALL ST	COMPLAINT LOGGED	INSPECTION PENDING	04/01/2024	04/01/2024	05/08/2024		N
ENF 24-0576	BALL ST	COMPLAINT LOGGED	INSPECTION PENDING	04/01/2024	04/01/2024	05/08/2024		N
ENF 24-0577	BALL ST	COMPLAINT LOGGED	INSPECTION PENDING	04/01/2024	04/01/2024	05/08/2024		N
ENF 24-0578	BALL ST	COMPLAINT LOGGED	INSPECTION PENDING	04/01/2024	04/01/2024	05/08/2024		N
ENF 24-0579	BALL ST	COMPLAINT LOGGED	INSPECTION PENDING	04/01/2024	04/01/2024	05/08/2024		N
ENF 24-0580	BALL ST	COMPLAINT LOGGED	INSPECTION PENDING	04/01/2024	04/01/2024	05/08/2024		VAC
ENF 24-0581	WATER ST	COMPLAINT LOGGED	INSPECTION PENDING	04/01/2024	04/01/2024	05/09/2024		COMM
ENF 24-0583	WATER ST	COMPLAINT LOGGED	INSPECTION PENDING	04/01/2024	04/01/2024	05/09/2024		N
ENF 24-0584	WATER ST	COMPLAINT LOGGED	INSPECTION PENDING	04/01/2024	04/01/2024	05/09/2024		N
ENF 24-0585	WATER ST	COMPLAINT LOGGED	INSPECTION PENDING	04/01/2024	04/01/2024	05/09/2024		N
ENF 24-0586	WATER ST	COMPLAINT LOGGED	INSPECTION PENDING	04/01/2024	04/01/2024	05/09/2024		N
ENF 24-0587	WATER ST	COMPLAINT LOGGED	INSPECTION PENDING	04/01/2024	04/01/2024	05/09/2024		N

05/01/24

Code Enforcement Activity

11/26

APRIL 2024

Enf. Number	Address	Previous Status	Current Status	Filed	Last Action Date	Next Action Date	Date Closed	Rental
ENF 24-0588	WATER ST	COMPLAINT LOGGED	INSPECTION PENDING	04/01/2024	04/01/2024	05/09/2024		N
ENF 24-0589	WATER ST	COMPLAINT LOGGED	INSPECTION PENDING	04/01/2024	04/01/2024	05/09/2024		N
ENF 24-0590	WATER ST	COMPLAINT LOGGED	INSPECTION PENDING	04/01/2024	04/01/2024	05/09/2024		N
ENF 24-0591	EXCHANGE ST	COMPLAINT LOGGED	INSPECTION PENDING	04/01/2024	04/01/2024	05/13/2024		COMM
ENF 24-0592	EXCHANGE ST	COMPLAINT LOGGED	INSPECTION PENDING	04/01/2024	04/01/2024	05/13/2024		COMM
ENF 24-0593	EXCHANGE ST	COMPLAINT LOGGED	INSPECTION PENDING	04/01/2024	04/01/2024	05/13/2024		N
ENF 24-0215	LINGLE AVE	RESOLVED	CLOSED	02/29/2024	04/02/2024		04/02/2024	N
ENF 24-0279	MAIN ST	RESOLVED	CLOSED	03/05/2024	04/02/2024		04/02/2024	COMM
ENF 24-0280	MAIN ST	RESOLVED	CLOSED	03/05/2024	04/02/2024		04/02/2024	N
ENF 24-0283	MAIN ST	RESOLVED	CLOSED	03/05/2024	04/02/2024		04/02/2024	N
ENF 24-0418	CHIPMAN ST	LETTER SENT	INSPECTION COMPLETE	03/12/2024	04/02/2024	05/02/2024		N
ENF 24-0419	CHIPMAN ST	LETTER SENT	INSPECTION COMPLETE	03/12/2024	04/02/2024	05/02/2024		N
ENF 24-0420	CHIPMAN ST	LETTER SENT	INSPECTION COMPLETE	03/12/2024	04/02/2024	05/02/2024		N
ENF 24-0421	CHIPMAN ST	RESOLVED	CLOSED	03/12/2024	04/02/2024		04/02/2024	N
ENF 24-0422	CHIPMAN ST	RESOLVED	CLOSED	03/12/2024	04/02/2024		04/02/2024	N
ENF 24-0599	EXCHANGE ST	COMPLAINT LOGGED	INSPECTION PENDING	04/02/2024	04/02/2024	05/13/2024		CIVIC
ENF 24-0600	EXCHANGE ST	COMPLAINT LOGGED	INSPECTION PENDING	04/02/2024	04/02/2024	05/13/2024		N
ENF 24-0601	EXCHANGE ST	COMPLAINT LOGGED	INSPECTION PENDING	04/02/2024	04/02/2024	05/13/2024		Y
ENF 24-0602	EXCHANGE ST	COMPLAINT LOGGED	INSPECTION PENDING	04/02/2024	04/02/2024	05/13/2024		N
ENF 24-0603	GUTE ST	COMPLAINT LOGGED	INSPECTION PENDING	04/02/2024	04/02/2024	05/14/2024		N

05/01/24

Code Enforcement Activity

12/26

APRIL 2024

Enf. Number	Address	Previous Status	Current Status	Filed	Last Action Date	Next Action Date	Date Closed	Rental
ENF 24-0604	GUTE ST	COMPLAINT LOGGED	INSPECTION PENDING	04/02/2024	04/02/2024	05/14/2024		N
ENF 24-0188	WASHINGTON ST	INSPECTED PROPERTY	LETTER SENT	02/29/2024	04/03/2024	05/06/2024		N
ENF 24-0218	LINGLE AVE	RESOLVED	CLOSED	02/29/2024	04/03/2024		04/03/2024	N
ENF 24-0237	WOODLAWN AVE	RESOLVED	CLOSED	02/29/2024	04/03/2024		04/03/2024	N
ENF 24-0238	WOODLAWN AVE	RESOLVED	CLOSED	02/29/2024	04/03/2024		04/03/2024	N
ENF 24-0257	WOODLAWN AVE	INSPECTED PROPERTY	LETTER SENT	03/04/2024	04/03/2024	05/06/2024		N
ENF 24-0270	MAIN ST	RESOLVED	CLOSED	03/05/2024	04/03/2024		04/03/2024	COMM
ENF 24-0271	MAIN ST	LETTER SENT	2ND NOTICE SENT	03/05/2024	04/03/2024	05/06/2024		COMM
ENF 24-0273	MAIN ST	RESOLVED	CLOSED	03/05/2024	04/03/2024		04/03/2024	COMM
ENF 24-0274	MAIN ST	INSPECTED PROPERTY	LETTER SENT	03/05/2024	04/03/2024	05/06/2024		COMM
ENF 24-0276	MAIN ST	RESOLVED	CLOSED	03/05/2024	04/03/2024		04/08/2024	COMM
ENF 24-0277	MAIN ST	LETTER SENT	2ND NOTICE SENT	03/05/2024	04/03/2024	05/06/2024		COMM
ENF 24-0292	MAIN ST	RESOLVED	CLOSED	03/05/2024	04/03/2024		04/03/2024	COMM
ENF 24-0293	MAIN ST	RESOLVED	CLOSED	03/05/2024	04/03/2024		04/03/2024	COMM
ENF 24-0296	MAIN ST	RESOLVED	CLOSED	03/05/2024	04/03/2024		04/03/2024	COMM
ENF 24-0306	MAIN ST	INSPECTED PROPERTY	LETTER SENT	03/05/2024	04/03/2024	05/06/2024		COMM
ENF 24-0314	MAIN ST	LETTER SENT	2ND NOTICE SENT	03/05/2024	04/03/2024	05/06/2024		COMM
ENF 24-0316	MAIN ST	LETTER SENT	2ND NOTICE SENT	03/05/2024	04/03/2024	05/06/2024		COMM
ENF 24-0319	MAIN ST	RESOLVED	CLOSED	03/05/2024	04/03/2024		04/03/2024	COMM
ENF 24-0320	MAIN ST	RESOLVED	CLOSED	03/05/2024	04/03/2024		04/03/2024	COMM
ENF 24-0322	MAIN ST	INSPECTED PROPERTY	LETTER SENT	03/05/2024	04/03/2024	05/06/2024		COMM

05/01/24

Code Enforcement Activity

13/26

APRIL 2024

Enf. Number	Address	Previous Status	Current Status	Filed	Last Action Date	Next Action Date	Date Closed	Rental
ENF 24-0323	MAIN	LETTER SENT	2ND NOTICE SENT	03/05/2024	04/03/2024	05/06/2024		COMM
ENF 24-0391	WASHINGTON ST	RESOLVED	CLOSED	03/11/2024	04/03/2024		04/03/2024	COMM
ENF 24-0442	CHIPMAN ST	RESOLVED	CLOSED	03/14/2024	04/04/2024		04/04/2024	N
ENF 23-1292	MAIN ST	RESOLVED	CLOSED	11/22/2023	04/08/2024		04/08/2024	COMM
ENF 24-0235	WOODLAWN AVE	RESOLVED	CLOSED	02/29/2024	04/08/2024		04/08/2024	N
ENF 24-0240	ALGER AVE	RESOLVED	CLOSED	03/04/2024	04/08/2024		04/08/2024	N
ENF 24-0245	ALGER AVE	RESOLVED	CLOSED	03/04/2024	04/08/2024		04/08/2024	N
ENF 24-0366	SHIAWASSEE ST	INSPECTED PROPERTY	LETTER SENT	03/11/2024	04/08/2024	05/08/2024		COMM
ENF 24-0368	SHIAWASSEE ST	RESOLVED	CLOSED	03/11/2024	04/08/2024		04/08/2024	N
ENF 24-0371	SHIAWASSEE ST	RESOLVED	CLOSED	03/11/2024	04/08/2024		04/08/2024	N
ENF 24-0618	ELLIOT ST	COMPLAINT LOGGED	INSPECTION PENDING	04/08/2024	04/08/2024	05/06/2024		Y
ENF 24-0476	BRADLEY ST	RESOLVED	CLOSED	03/18/2024	04/09/2024		04/09/2024	Y
ENF 24-0478	CEDAR ST	RESOLVED	CLOSED	03/18/2024	04/09/2024		04/09/2024	N
ENF 24-0479	CEDAR ST	LETTER SENT	RECHECK SCHEDULED	03/18/2024	04/09/2024	05/01/2024		N
ENF 24-0481	CEDAR ST	RESOLVED	CLOSED	03/18/2024	04/09/2024		04/09/2024	N
ENF 24-0482	CEDAR ST	RESOLVED	CLOSED	03/18/2024	04/09/2024		04/09/2024	N
ENF 24-0485	CEDAR ST	RESOLVED	CLOSED	03/18/2024	04/09/2024		04/09/2024	N
ENF 24-0582	WATER ST	LETTER SENT	INSPECTION COMPLETE	04/01/2024	04/09/2024	05/09/2024		N
ENF 24-0438	CHIPMAN ST	RESOLVED	CLOSED	03/14/2024	04/10/2024		04/10/2024	N
ENF 24-0441	CHIPMAN ST	LETTER SENT	INSPECTION COMPLETE	03/14/2024	04/10/2024	05/13/2024		N

05/01/24

Code Enforcement Activity**14/26****APRIL 2024**

Enf. Number	Address	Previous Status	Current Status	Filed	Last Action Date	Next Action Date	Date Closed	Rental
ENF 24-0443	CHIPMAN ST	RESOLVED	CLOSED	03/14/2024	04/10/2024		04/10/2024	N
ENF 24-0444	CHIPMAN ST	RESOLVED	CLOSED	03/14/2024	04/10/2024		04/10/2024	N
ENF 24-0445	CHIPMAN ST	LETTER SENT	INSPECTION COMPLETE	03/14/2024	04/10/2024	05/13/2024		N
ENF 24-0022	COMSTOCK ST	RESOLVED	CLOSED	01/10/2024	04/11/2024		04/11/2024	Y
ENF 24-0223	BROADWAY AVE	RESOLVED	CLOSED	02/29/2024	04/11/2024		04/11/2024	N
ENF 24-0295	MAIN ST	CONTACT WITH OWNER	CLOSED	03/05/2024	04/11/2024		04/11/2024	COMM
ENF 24-0434	WOODLAWN AVE	INSPECTED PROPERTY	LETTER SENT	03/14/2024	04/12/2024	05/02/2024		N
ENF 24-0234	WOODLAWN AVE	LETTER SENT	RECHECK SCHEDULED	02/29/2024	04/15/2024	05/16/2024		N
ENF 24-0467	CHESTNUT ST	LETTER SENT	INSPECTION COMPLETE	03/18/2024	04/15/2024	05/15/2024		N
ENF 24-0468	CHESTNUT ST	RESOLVED	CLOSED	03/18/2024	04/15/2024		04/15/2024	N
ENF 24-0469	CHESTNUT ST	RESOLVED	CLOSED	03/18/2024	04/15/2024		04/15/2024	N
ENF 24-0470	CHESTNUT ST	LETTER SENT	RECHECK SCHEDULED	03/18/2024	04/15/2024	05/15/2024		N
ENF 24-0505	DINGWALL DR	LETTER SENT	INSPECTION COMPLETE	03/21/2024	04/15/2024	05/15/2024		N
ENF 24-0507	DINGWALL DR	LETTER SENT	INSPECTION COMPLETE	03/21/2024	04/15/2024	05/15/2024		N
ENF 24-0508	DINGWALL DR	LETTER SENT	RECHECK SCHEDULED	03/21/2024	04/15/2024	05/02/2024		Y
ENF 24-0509	DEVONSHIRE CT	RESOLVED	CLOSED	03/21/2024	04/15/2024		04/15/2024	Y
ENF 24-0203	MAIN ST	INSPECTED PROPERTY	CLOSED	02/29/2024	04/16/2024		04/16/2024	COMM
ENF 24-0262	LINCOLN AVE	RESOLVED	CLOSED	03/05/2024	04/16/2024		04/16/2024	N
ENF 24-0263	LINCOLN AVE	LETTER SENT	FINAL NOTICE	03/05/2024	04/16/2024	05/08/2024		N
ENF 24-0265	LINCOLN AVE	RESOLVED	CLOSED	03/05/2024	04/16/2024		04/16/2024	N
ENF 24-0358	SHIAWASSEE ST	RESOLVED	CLOSED	03/11/2024	04/16/2024		04/16/2024	N

05/01/24

Code Enforcement Activity

15/26

APRIL 2024

Enf. Number	Address	Previous Status	Current Status	Filed	Last Action Date	Next Action Date	Date Closed	Rental
ENF 24-0360	SHIAWASSEE ST	INSPECTED PROPERTY	LETTER SENT	03/11/2024	04/16/2024	05/16/2024		N
ENF 24-0361	SHIAWASSEE ST	RESOLVED	CLOSED	03/11/2024	04/16/2024		04/16/2024	N
ENF 24-0362	SHIAWASSEE ST	RESOLVED	CLOSED	03/11/2024	04/16/2024		04/16/2024	N
ENF 24-0416	OLIVER ST	INSPECTED PROPERTY	LETTER SENT	03/12/2024	04/16/2024	05/16/2024		N
ENF 24-0513	ABREY AVE	LETTER SENT	RECHECK SCHEDULED	03/21/2024	04/16/2024	05/08/2024		N
ENF 24-0514	ABREY AVE	RESOLVED	CLOSED	03/21/2024	04/16/2024		04/16/2024	Y
ENF 24-0515	ABREY AVE	LETTER SENT	RECHECK SCHEDULED	03/21/2024	04/16/2024	05/08/2024		N
ENF 24-0517	ABREY AVE	RESOLVED	CLOSED	03/21/2024	04/16/2024		04/16/2024	N
ENF 24-0518	ABREY AVE	LETTER SENT	RECHECK SCHEDULED	03/21/2024	04/16/2024	05/08/2024		N
ENF 24-0196	KEYTE ST	NO RESPONSE	CLOSED	02/29/2024	04/17/2024		04/18/2024	N
ENF 24-0197	KEYTE ST	RESOLVED	CLOSED	02/29/2024	04/17/2024		04/17/2024	N
ENF 24-0198	KEYTE ST	RESOLVED	CLOSED	02/29/2024	04/17/2024		04/17/2024	VAC
ENF 24-0199	KEYTE ST	RESOLVED	CLOSED	02/29/2024	04/17/2024		04/17/2024	N
ENF 24-0251	GLENWOOD AVE	RESOLVED	CLOSED	03/04/2024	04/17/2024		04/17/2024	N
ENF 24-0289	MAIN ST	RESOLVED	CLOSED	03/05/2024	04/17/2024		04/17/2024	COMM
ENF 24-0291	MAIN ST	INSPECTED PROPERTY	LETTER SENT	03/05/2024	04/17/2024	05/16/2024		COMM
ENF 24-0355	SHIAWASSEE ST	RESOLVED	CLOSED	03/11/2024	04/17/2024		04/17/2024	N
ENF 24-0356	SHIAWASSEE ST	RESOLVED	CLOSED	03/11/2024	04/17/2024		04/17/2024	N
ENF 24-0357	SHIAWASSEE ST	RESOLVED	CLOSED	03/11/2024	04/17/2024		04/17/2024	N
ENF 24-0440	CHIPMAN ST	RESOLVED	CLOSED	03/14/2024	04/17/2024		04/17/2024	N

Code Enforcement Activity
APRIL 2024

Enf. Number	Address	Previous Status	Current Status	Filed	Last Action Date	Next Action Date	Date Closed	Rental
ENF 24-0448	OLIVER ST	LETTER SENT	RECHECK SCHEDULED	03/14/2024	04/17/2024	05/08/2024		N
ENF 24-0456	OLIVER ST	LETTER SENT	RECHECK SCHEDULED	03/14/2024	04/17/2024	05/08/2024		N
ENF 24-0457	OLIVER ST	LETTER SENT	RECHECK SCHEDULED	03/14/2024	04/17/2024	05/20/2024		N
ENF 24-0458	OLIVER ST	LETTER SENT	RECHECK SCHEDULED	03/14/2024	04/17/2024	05/20/2024		N
ENF 24-0460	OLIVER ST	LETTER SENT	RECHECK SCHEDULED	03/14/2024	04/17/2024	05/16/2024		N
ENF 24-0461	OLIVER ST	LETTER SENT	RECHECK SCHEDULED	03/14/2024	04/17/2024	05/16/2024		N
ENF 24-0463	OLIVER ST	RESOLVED	CLOSED	03/14/2024	04/17/2024		04/17/2024	N
ENF 24-0504	MAIN ST	INSPECTED PROPERTY	2ND NOTICE SENT	03/21/2024	04/17/2024	05/16/2024		N
ENF 24-0516	ABREY AVE	LETTER SENT	RECHECK SCHEDULED	03/21/2024	04/17/2024	05/07/2024		N
ENF 24-0195	DIVISION ST	LETTER SENT	FINAL NOTICE	02/29/2024	04/18/2024	05/16/2024		N
ENF 24-0435	COMSTOCK ST	RESOLVED	CLOSED	03/14/2024	04/18/2024		04/18/2024	COMM
ENF 24-0471	STEWART ST	RESOLVED	CLOSED	03/18/2024	04/18/2024		04/18/2024	N
ENF 24-0472	STEWART ST	RESOLVED	CLOSED	03/18/2024	04/18/2024		04/18/2024	N
ENF 24-0510	FRAZER AVE	RESOLVED	CLOSED	03/21/2024	04/18/2024		04/18/2024	N
ENF 24-0512	WRIGHT AVE	LETTER SENT	RECHECK SCHEDULED	03/21/2024	04/18/2024	05/02/2024		N
ENF 24-0659	HICKORY ST	COMPLAINT LOGGED	INSPECTION PENDING	04/18/2024	04/18/2024	05/03/2024		N
ENF 24-0660	HICKORY ST	COMPLAINT LOGGED	INSPECTION PENDING	04/18/2024	04/18/2024	05/03/2024		N
ENF 24-0661	HICKORY ST	COMPLAINT LOGGED	INSPECTION PENDING	04/18/2024	04/18/2024	05/03/2024		N
ENF 24-0662	HICKORY ST	COMPLAINT LOGGED	INSPECTION PENDING	04/18/2024	04/18/2024	05/03/2024		N
ENF 24-0663	HICKORY ST	COMPLAINT LOGGED	INSPECTION PENDING	04/18/2024	04/18/2024	05/03/2024		N
ENF 24-0664	HICKORY ST	COMPLAINT LOGGED	INSPECTION PENDING	04/18/2024	04/18/2024	05/03/2024		N

Code Enforcement Activity
APRIL 2024

Enf. Number	Address	Previous Status	Current Status	Filed	Last Action Date	Next Action Date	Date Closed	Rental
ENF 24-0665	HICKORY ST	COMPLAINT LOGGED	INSPECTION PENDING	04/18/2024	04/18/2024	05/03/2024		N
ENF 24-0666	HICKORY ST	COMPLAINT LOGGED	INSPECTION PENDING	04/18/2024	04/18/2024	05/03/2024		N
ENF 24-0667	HICKORY ST	COMPLAINT LOGGED	INSPECTION PENDING	04/18/2024	04/18/2024	05/03/2024		N
ENF 24-0668	HICKORY ST	COMPLAINT LOGGED	INSPECTION PENDING	04/18/2024	04/18/2024	05/03/2024		COMM
ENF 24-0669	SAGINAW ST	COMPLAINT LOGGED	INSPECTION PENDING	04/18/2024	04/18/2024	05/03/2024		Y
ENF 24-0670	SAGINAW ST	COMPLAINT LOGGED	INSPECTION PENDING	04/18/2024	04/18/2024	05/03/2024		Y
ENF 24-0671	SAGINAW ST	COMPLAINT LOGGED	INSPECTION PENDING	04/18/2024	04/18/2024	05/03/2024		N
ENF 24-0672	SAGINAW ST	COMPLAINT LOGGED	INSPECTION PENDING	04/18/2024	04/18/2024	05/03/2024		Y
ENF 24-0673	SAGINAW ST	COMPLAINT LOGGED	INSPECTION PENDING	04/18/2024	04/18/2024	05/03/2024		N
ENF 24-0674	SAGINAW ST	COMPLAINT LOGGED	INSPECTION PENDING	04/18/2024	04/18/2024	05/03/2024		N
ENF 24-0675	PARK ST	COMPLAINT LOGGED	INSPECTION PENDING	04/18/2024	04/18/2024	05/07/2024		N
ENF 24-0676	PARK ST	COMPLAINT LOGGED	INSPECTION PENDING	04/18/2024	04/18/2024	05/07/2024		N
ENF 24-0677	PARK ST	COMPLAINT LOGGED	INSPECTION PENDING	04/18/2024	04/18/2024	05/07/2024		N
ENF 24-0678	PARK ST	COMPLAINT LOGGED	INSPECTION PENDING	04/18/2024	04/18/2024	05/07/2024		N
ENF 24-0679	PARK ST	COMPLAINT LOGGED	INSPECTION PENDING	04/18/2024	04/18/2024	05/07/2024		N
ENF 24-0680	PARK ST	COMPLAINT LOGGED	INSPECTION PENDING	04/18/2024	04/18/2024	05/07/2024		Y
ENF 24-0681	HOWARD ST	COMPLAINT LOGGED	INSPECTION PENDING	04/18/2024	04/18/2024	05/07/2024		N
ENF 24-0682	HOWARD ST	COMPLAINT LOGGED	INSPECTION PENDING	04/18/2024	04/18/2024	05/07/2024		N
ENF 24-0683	HOWARD ST	COMPLAINT LOGGED	INSPECTION PENDING	04/18/2024	04/18/2024	05/07/2024		Y
ENF 24-0684	HOWARD ST	COMPLAINT LOGGED	INSPECTION PENDING	04/18/2024	04/18/2024	05/07/2024		N

APRIL 2024

Enf. Number	Address	Previous Status	Current Status	Filed	Last Action Date	Next Action Date	Date Closed	Rental
ENF 24-0685	FREEMAN ST	COMPLAINT LOGGED	INSPECTION PENDING	04/18/2024	04/18/2024	05/07/2024		N
ENF 24-0686	FREEMAN ST	COMPLAINT LOGGED	INSPECTION PENDING	04/22/2024	04/18/2024	05/07/2024		N
ENF 24-0687	HUGGINS ST	COMPLAINT LOGGED	INSPECTION PENDING	04/18/2024	04/18/2024	05/07/2024		N
ENF 24-0211	LINGLE AVE	INSPECTED PROPERTY	FINAL NOTICE	02/29/2024	04/22/2024	05/20/2024		N
ENF 24-0212	LINGLE AVE	INSPECTED PROPERTY	2ND NOTICE SENT	02/29/2024	04/22/2024	05/22/2024		N
ENF 24-0213	LINGLE AVE	INSPECTED PROPERTY	FINAL NOTICE	02/29/2024	04/22/2024	05/22/2024		Y
ENF 24-0214	LINGLE AVE	RESOLVED	CLOSED	02/29/2024	04/22/2024		04/22/2024	N
ENF 24-0219	LINGLE AVE	RESOLVED	CLOSED	02/29/2024	04/22/2024		04/22/2024	N
ENF 24-0506	DINGWALL DR	LETTER SENT	RECHECK SCHEDULED	03/21/2024	04/22/2024	05/22/2024		N
ENF 24-0377	WASHINGTON ST	RESOLVED	CLOSED	03/11/2024	04/24/2024		04/24/2024	N
ENF 24-0379	WASHINGTON ST	RESOLVED	CLOSED	03/11/2024	04/24/2024		04/24/2024	N
ENF 24-0380	WASHINGTON ST	INSPECTED PROPERTY	2ND NOTICE SENT	03/11/2024	04/24/2024	05/23/2024		N
ENF 24-0381	WASHINGTON ST	INSPECTED PROPERTY	2ND NOTICE SENT	03/11/2024	04/24/2024	05/23/2024		N
ENF 24-0382	WASHINGTON ST	RESOLVED	CLOSED	03/11/2024	04/24/2024		04/24/2024	N
ENF 24-0383	WASHINGTON ST	INSPECTED PROPERTY	2ND NOTICE SENT	03/11/2024	04/24/2024	05/23/2024		Y
ENF 24-0384	WASHINGTON ST	INSPECTED PROPERTY	2ND NOTICE SENT	03/11/2024	04/24/2024	05/23/2024		N
ENF 24-0411	HUNTINGTON DR	INSPECTED PROPERTY	FINAL NOTICE	03/12/2024	04/24/2024	05/23/2024		N
ENF 24-0267	MAIN ST	RESOLVED	CLOSED	03/05/2024	04/25/2024		04/25/2024	N
ENF 24-0269	MAIN ST	RESOLVED	CLOSED	03/05/2024	04/25/2024		04/25/2024	N
ENF 24-0275	MAIN ST	INSPECTED PROPERTY	FINAL NOTICE	03/05/2024	04/25/2024	05/23/2024		N
ENF 24-0278	MAIN ST	INSPECTED PROPERTY	FINAL NOTICE	03/05/2024	04/25/2024	05/23/2024		COMM

Code Enforcement Activity
APRIL 2024

Enf. Number	Address	Previous Status	Current Status	Filed	Last Action Date	Next Action Date	Date Closed	Rental
ENF 24-0281	MAIN ST	RESOLVED	CLOSED	03/05/2024	04/25/2024		04/25/2024	Y
ENF 24-0282	MAIN ST	RESOLVED	CLOSED	03/05/2024	04/25/2024		04/25/2024	COMM
ENF 24-0373	SHIAWASSEE ST	INSPECTED PROPERTY	LETTER SENT	03/11/2024	04/25/2024	05/27/2024		N
ENF 24-0693	WILLIAMS ST	COMPLAINT LOGGED	INSPECTION PENDING	04/25/2024	04/26/2024	05/14/2024		N
ENF 24-0694	WILLIAMS ST	COMPLAINT LOGGED	INSPECTION PENDING	04/25/2024	04/26/2024	05/14/2024		N
ENF 24-0696	WILLIAMS ST	COMPLAINT LOGGED	INSPECTION PENDING	04/25/2024	04/26/2024	05/14/2024		N
ENF 24-0697	WILLIAMS ST	COMPLAINT LOGGED	INSPECTION PENDING	04/25/2024	04/26/2024	05/14/2024		N
ENF 24-0698	WILLIAMS ST	COMPLAINT LOGGED	INSPECTION PENDING	04/25/2024	04/26/2024	05/14/2024		N
ENF 24-0699	WILLIAMS ST	COMPLAINT LOGGED	INSPECTION PENDING	04/25/2024	04/26/2024	05/14/2024		N
ENF 24-0700	WILLIAMS ST	COMPLAINT LOGGED	INSPECTION PENDING	04/25/2024	04/26/2024	05/14/2024		N
ENF 24-0702	OAK ST	COMPLAINT LOGGED	INSPECTION PENDING	04/25/2024	04/26/2024	05/15/2024		N
ENF 24-0703	OAK ST	COMPLAINT LOGGED	INSPECTION PENDING	04/25/2024	04/26/2024	05/15/2024		N
ENF 24-0704	DEWEY ST	COMPLAINT LOGGED	INSPECTION PENDING	04/25/2024	04/26/2024	05/16/2024		N
ENF 24-0705	DEWEY ST	COMPLAINT LOGGED	INSPECTION PENDING	04/25/2024	04/26/2024	05/16/2024		N
ENF 24-0706	DEWEY ST	COMPLAINT LOGGED	INSPECTION PENDING	04/25/2024	04/26/2024	05/16/2024		N
ENF 24-0707	DEWEY ST	COMPLAINT LOGGED	INSPECTION PENDING	04/25/2024	04/26/2024	05/16/2024		N
ENF 24-0708	DEWEY ST	COMPLAINT LOGGED	INSPECTION PENDING	04/25/2024	04/26/2024	05/16/2024		N
ENF 24-0709	DEWEY ST	COMPLAINT LOGGED	INSPECTION PENDING	04/25/2024	04/26/2024	05/16/2024		Y
ENF 24-0710	DEWEY ST	COMPLAINT LOGGED	INSPECTION PENDING	04/25/2024	04/26/2024	05/16/2024		N
ENF 24-0711	DEWEY ST	COMPLAINT LOGGED	INSPECTION PENDING	04/25/2024	04/26/2024	05/16/2024		N

APRIL 2024

Enf. Number	Address	Previous Status	Current Status	Filed	Last Action Date	Next Action Date	Date Closed	Rental
ENF 24-0712	DEWEY ST	COMPLAINT LOGGED	INSPECTION PENDING	04/25/2024	04/26/2024	05/16/2024		N
ENF 24-0716	WASHINGTON ST	COMPLAINT LOGGED	INSPECTION PENDING	04/29/2024	04/26/2024	05/20/2024		N
ENF 24-0236	WOODLAWN AVE	RESOLVED	CLOSED	02/29/2024	04/29/2024		04/29/2024	N
ENF 24-0436	CHIPMAN ST	INSPECTED PROPERTY	2ND NOTICE SENT	03/14/2024	04/29/2024	05/30/2024		N
ENF 24-0473	QUEEN ST	RESOLVED	CLOSED	03/18/2024	04/29/2024		04/29/2024	N
ENF 24-0531	COMSTOCK ST	LETTER SENT	LETTER SENT	03/25/2024	04/29/2024	06/27/2024		N
ENF 24-0533	COMSTOCK ST	LETTER SENT	RECHECK SCHEDULED	03/25/2024	04/29/2024	05/29/2024		N
ENF 24-0534	COMSTOCK ST	LETTER SENT	RECHECK SCHEDULED	03/25/2024	04/29/2024	05/29/2024		N
ENF 24-0535	COMSTOCK ST	RESOLVED	CLOSED	03/25/2024	04/29/2024		04/29/2024	N
ENF 24-0537	COMSTOCK ST	RESOLVED	CLOSED	03/25/2024	04/29/2024		04/29/2024	N
ENF 24-0229	BROADWAY AVE	RESOLVED	CLOSED	02/29/2024	04/30/2024		04/30/2024	N
ENF 24-0256	BROADWAY AVE	RESOLVED	CLOSED	03/04/2024	04/30/2024		04/30/2024	N
ENF 24-0364	SHIAWASSEE ST	CONTACT WITH OWNER	RECHECK SCHEDULED	03/11/2024	04/30/2024	05/16/2024		Y
ENF 24-0437	CHIPMAN ST	INSPECTED PROPERTY	LETTER SENT	03/14/2024	04/30/2024	05/30/2024		Y
ENF 24-0439	CHIPMAN ST	INSPECTED PROPERTY	LETTER SENT	03/14/2024	04/30/2024	05/30/2024		N

Total Entries

223

IMMINENT DANGER OF STRUCTURE

ENF 22-0059	DEWEY ST	OBTAINED PERMIT	EXTENSION GRANTED	01/21/2022	04/24/2024	07/24/2024		VAC
-------------	----------	-----------------	-------------------	------------	------------	------------	--	-----

Total Entries

1

LAWN MAINTENANCE

05/01/24

Code Enforcement Activity

21/26

APRIL 2024

Enf. Number	Address	Previous Status	Current Status	Filed	Last Action Date	Next Action Date	Date Closed	Rental
ENF 24-0542	KING ST	RESOLVED	CLOSED	03/25/2024	04/18/2024		04/18/2024	Y
			Total Entries	1				
LEAVES								
ENF 24-0124	MARION ST	INSPECTED PROPERTY	2ND NOTICE SENT	02/14/2024	04/15/2024	05/30/2024		N
			Total Entries	1				
MECHANICAL VIOLATIONS								
ENF 23-0963	WOODLAWN AVE	NEW OWNERS	CLOSED	09/08/2023	04/08/2024		04/08/2024	VAC
			Total Entries	1				
MISC.								
ENF 24-0628	WASHINGTON ST	LETTER SENT	RECHECK SCHEDULED	04/09/2024	04/16/2024	05/08/2024		COMM
ENF 24-0166	MAIN ST	INSPECTED PROPERTY	RECHECK SCHEDULED	02/26/2024	04/22/2024	05/22/2024		N
			Total Entries	2				
MULTIPLE VIOLATIONS								
ENF 22-0690	CHIPMAN ST	INSPECTED PROPERTY	PARTIALLY RESOLVED	05/19/2022	04/01/2024	08/05/2024		N
ENF 23-1126	TRACY ST	INSPECTED PROPERTY	LETTER SENT	10/19/2023	04/01/2024	05/06/2024		N
ENF 24-0548	DIVISION ST	CONTACT WITH OWNER	EXTENSION GRANTED	03/26/2024	04/01/2024	08/26/2024		N
ENF 20-0917	EXCHANGE	INSPECTED PROPERTY	REF TO CITY ATTY	11/03/2020	04/02/2024	05/02/2024		N
ENF 20-1016	EXCHANGE	INSPECTED PROPERTY	REF TO CITY ATTY	12/07/2020	04/02/2024	05/02/2024		COMM
ENF 23-1108	MAIN ST	LETTER SENT	3RD TICKET ISSUED	10/17/2023	04/03/2024	05/09/2024		N
ENF 24-0152	CHIPMAN ST	RESOLVED	CLOSED	02/22/2024	04/03/2024		04/03/2024	Y
ENF 24-0244	PINE ST	RESOLVED	CLOSED	03/04/2024	04/03/2024		04/03/2024	N
ENF 24-0338	LYON ST	RESOLVED	CLOSED	03/07/2024	04/03/2024		04/03/2024	Y

05/01/24

Code Enforcement Activity
APRIL 2024

22/26

Enf. Number	Address	Previous Status	Current Status	Filed	Last Action Date	Next Action Date	Date Closed	Rental
ENF 24-0339	MACK ST	RESOLVED	CLOSED	03/07/2024	04/03/2024		04/03/2024	N
ENF 24-0552	PINE ST	RESOLVED	CLOSED	03/26/2024	04/03/2024		04/03/2024	Y
ENF 24-0333	LYNN ST	INSPECTED PROPERTY	1ST TICKET ISSUED	03/06/2024	04/04/2024	05/02/2024		N
ENF 24-0327	SOUTH ST	CONTACT WITH OWNER	RECHECK SCHEDULED	03/05/2024	04/05/2024	06/03/2024		COMM
ENF 24-0574	LINCOLN AVE	RESOLVED	CLOSED	04/01/2024	04/08/2024		04/08/2024	N
ENF 24-0616	MAIN ST	LETTER SENT	RECHECK SCHEDULED	04/08/2024	04/08/2024	05/09/2024		Y
ENF 22-1197	OAKWOOD AVE	INSPECTED PROPERTY	RECHECK SCHEDULED	08/23/2022	04/10/2024	05/15/2024		Y
ENF 23-0885	FLETCHER ST	CONTACT WITH OWNER	EXTENSION GRANTED	08/21/2023	04/10/2024	09/23/2024		N
ENF 24-0611	HENRY ST	OBTAINED PERMIT	CLOSED	04/03/2024	04/10/2024		04/10/2024	N
ENF 24-0631	DEWEY ST	INSPECTED PROPERTY	LETTER SENT	04/10/2024	04/10/2024	05/08/2024		Y
ENF 22-1488	WATER ST	INSPECTED PROPERTY	RECHECK SCHEDULED	11/01/2022	04/11/2024	05/13/2024		N
ENF 23-0368	BROADWAY AVE	CONTACT WITH OWNER	RECHECK SCHEDULED	05/08/2023	04/11/2024	05/07/2024		N
ENF 23-1414	JEROME AVE	RESOLVED	CLOSED	12/28/2023	04/11/2024		04/11/2024	Y
ENF 24-0524	GLENWOOD AVE	INSPECTED PROPERTY	RECHECK SCHEDULED	03/25/2024	04/11/2024	05/13/2024		N
ENF 24-0525	GLENWOOD AVE	LETTER SENT	2ND NOTICE SENT	03/25/2024	04/11/2024	05/02/2024		N
ENF 24-0560	CORUNNA AVE	RESOLVED	CLOSED	03/28/2024	04/11/2024		04/11/2024	Y
ENF 24-0637	WOODLAWN AVE	INSPECTED PROPERTY	CLOSED	04/11/2024	04/11/2024		04/11/2024	N
ENF 23-0425	CHIPMAN ST	INSPECTED PROPERTY	1ST TICKET ISSUED	05/16/2023	04/15/2024	05/06/2024		N
ENF 23-1056	CEDAR ST	CONTACT WITH OWNER	RECHECK SCHEDULED	10/04/2023	04/15/2024	06/03/2024		N
ENF 23-1279	STEWART ST	INSPECTED PROPERTY	LETTER SENT	11/21/2023	04/15/2024	05/15/2024		COMM
ENF 24-0455	BROADWAY AVE	INSPECTED PROPERTY	PARTIALLY RESOLVED	03/14/2024	04/15/2024	06/17/2024		N

05/01/24

Code Enforcement Activity

23/26

APRIL 2024

Enf. Number	Address	Previous Status	Current Status	Filed	Last Action Date	Next Action Date	Date Closed	Rental
ENF 23-1358	HICKORY ST	CONTACT WITH OWNER	RECHECK SCHEDULED	12/12/2023	04/17/2024	05/08/2024		N
ENF 21-0966	ISHAM ST	INSPECTED PROPERTY	RECHECK SCHEDULED	06/28/2021	04/18/2024	05/20/2024		VAC
ENF 24-0596	ELM ST	RESOLVED	CLOSED	04/02/2024	04/18/2024		04/18/2024	Y
ENF 21-1592	STEWART ST	INSPECTED PROPERTY	PARTIALLY RESOLVED	10/19/2021	04/22/2024	05/20/2024		N
ENF 22-0522	MAIN ST	INSPECTED PROPERTY	PARTIALLY RESOLVED	04/29/2022	04/22/2024	05/22/2024		N
ENF 22-1492	WOODLAWN AVE	INSPECTED PROPERTY	PENDING 1ST TICKET	11/02/2022	04/22/2024	05/22/2024		N
ENF 24-0093	MACK ST	INSPECTED PROPERTY	RECHECK SCHEDULED	02/06/2024	04/22/2024	05/16/2024		N
ENF 24-0615	EXCHANGE ST	INSPECTED PROPERTY	PARTIALLY RESOLVED	04/08/2024	04/22/2024	05/06/2024		Y
ENF 24-0091	STATE ST	INSPECTED PROPERTY	RECHECK SCHEDULED	02/06/2024	04/23/2024	05/07/2024		N
ENF 24-0652	ADAMS ST	RESOLVED	CLOSED	04/16/2024	04/23/2024		04/23/2024	N
ENF 24-0331	ALGER AVE	INSPECTED PROPERTY	2ND NOTICE SENT	03/06/2024	04/24/2024	05/08/2024		N
ENF 21-1578	ROBBINS ST	INSPECTED PROPERTY	RECHECK SCHEDULED	10/14/2021	04/25/2024	05/27/2024		COMM
ENF 23-1346	SHIAWASSEE	RESOLVED	CLOSED	12/11/2023	04/25/2024		04/25/2024	COMM
ENF 24-0486	PINE ST	RESOLVED	CLOSED	03/19/2024	04/25/2024		04/25/2024	N
ENF 24-0558	DEWEY ST	RESOLVED	CLOSED	03/27/2024	04/25/2024		04/25/2024	Y
ENF 24-0605	PINE ST	RESOLVED	CLOSED	04/02/2024	04/25/2024		04/25/2024	N
ENF 24-0511	WRIGHT AVE	CONTACT WITH OWNER	RECHECK SCHEDULED	03/21/2024	04/26/2024	06/06/2024		Y
ENF 24-0528	EXCHANGE ST	CONTACT WITH OWNER	CLOSED	03/25/2024	04/26/2024		04/26/2024	N
ENF 24-0720	GRAND AVE	INSPECTED PROPERTY	RECHECK SCHEDULED	04/29/2024	04/29/2024	05/09/2024		N
ENF 24-0722	PINE ST	RESOLVED	CLOSED	04/29/2024	04/29/2024		04/29/2024	Y

Code Enforcement Activity
APRIL 2024

Enf. Number	Address	Previous Status	Current Status	Filed	Last Action Date	Next Action Date	Date Closed	Rental
ENF 22-0238	MAIN ST	INSPECTED PROPERTY	PARTIALLY RESOLVED	03/03/2022	04/30/2024	05/30/2024		N
ENF 24-0033	CORUNNA AVE	RESOLVED	CLOSED	01/17/2024	04/30/2024		04/30/2024	Y
ENF 24-0544	BALL ST	INSPECTED PROPERTY	PARTIALLY RESOLVED	03/26/2024	04/30/2024	05/14/2024		Y
ENF 24-0632	BALL ST	RESOLVED	CLOSED	04/10/2024	04/30/2024	04/30/2024	04/30/2024	Y
ENF 24-0642	ADAMS ST	INSPECTED PROPERTY	PARTIALLY RESOLVED	04/15/2024	04/30/2024	05/15/2024		Y
ENF 24-0653	WASHINGTON ST	INSPECTED PROPERTY	LETTER SENT	04/17/2024	05/01/2024	05/15/2024		N
ENF 24-0727	MASON ST	LETTER SENT	RECHECK SCHEDULED	04/30/2024	05/01/2024	05/15/2024		N
Total Entries				57				
NO BUILDING PERMIT								
ENF 23-0747	LYNN ST	OBTAINED PERMIT	CLOSED	07/19/2023	04/22/2024		04/22/2024	N
ENF 23-1111	SAGINAW ST	OBTAINED PERMIT	CLOSED	10/17/2023	04/24/2024		04/24/2024	N
Total Entries				2				
RENTAL REGISTRATION								
ENF 24-0043	MOORE ST	RESOLVED	CLOSED	01/19/2024	01/19/2024		04/08/2024	Y
ENF 24-0606	PINE ST		LETTER SENT	04/02/2024	04/02/2024	05/10/2024		N
ENF 23-1163	HICKORY ST	RENTAL REG FORM SUBMITTED	CLOSED	10/31/2023	04/03/2024		04/03/2024	Y
ENF 24-0623	EXCHANGE ST		LETTER SENT	04/08/2024	04/08/2024	05/10/2024		Y
ENF 24-0624	MAIN ST	RENTAL REG FORM SUBMITTED	CLOSED	04/08/2024	04/15/2024		04/15/2024	Y
Total Entries				5				
RENTAL UNIT INSPECT								

05/01/24

Code Enforcement Activity

25/26

APRIL 2024

Enf. Number	Address	Previous Status	Current Status	Filed	Last Action Date	Next Action Date	Date Closed	Rental
ENF 24-0153	CORUNNA AVE	INSPECTED PROPERTY	LETTER SENT	02/22/2024	04/25/2024	05/10/2024		Y
			Total Entries	1				
ROW VIOLATIONS								
ENF 24-0529	JACKSON DR	RESOLVED	CLOSED	03/25/2024	04/04/2024		04/04/2024	N
			Total Entries	1				
SCRAPPING MATERIALS								
ENF 23-1095	EXCHANGE	INSPECTED PROPERTY	PARTIALLY RESOLVED	10/11/2023	04/22/2024	05/20/2024		Y
			Total Entries	1				
SIGN VIOLATION								
ENF 24-0721	JACKSON DR	INSPECTED PROPERTY	RECHECK SCHEDULED	04/29/2024	04/29/2024	07/29/2024		N
			Total Entries	1				
TEMPORARY STRUCTURES								
ENF 24-0555	WASHINGTON ST	RESOLVED	CLOSED	03/27/2024	04/11/2024		04/15/2024	COMM
ENF 23-1081	STEWART ST	LETTER SENT	LETTER SENT	10/11/2023	04/15/2024	05/20/2024		Y
ENF 23-0658	CEDAR ST	INSPECTED PROPERTY	PENDING 1ST TICKET	06/29/2023	04/29/2024	05/13/2024		N
ENF 23-0843	DONALD ST	INSPECTED PROPERTY	EXTENSION GRANTED	08/07/2023	04/30/2024	05/30/2024		N
ENF 23-1151	KRUST DR	INSPECTED PROPERTY	LETTER SENT	10/30/2023	04/30/2024	05/30/2024		N
			Total Entries	5				
TREE VIOLATIONS								
ENF 24-0466	OLIVER ST	RESOLVED	CLOSED	03/18/2024	04/02/2024		04/02/2024	N
			Total Entries	1				
VACANT STRUCTURES								
ENF 20-0758	PEARCE ST	INSPECTED PROPERTY	RECHECK SCHEDULED	09/18/2020	04/23/2024	05/24/2024		VAC

Code Enforcement Activity
APRIL 2024

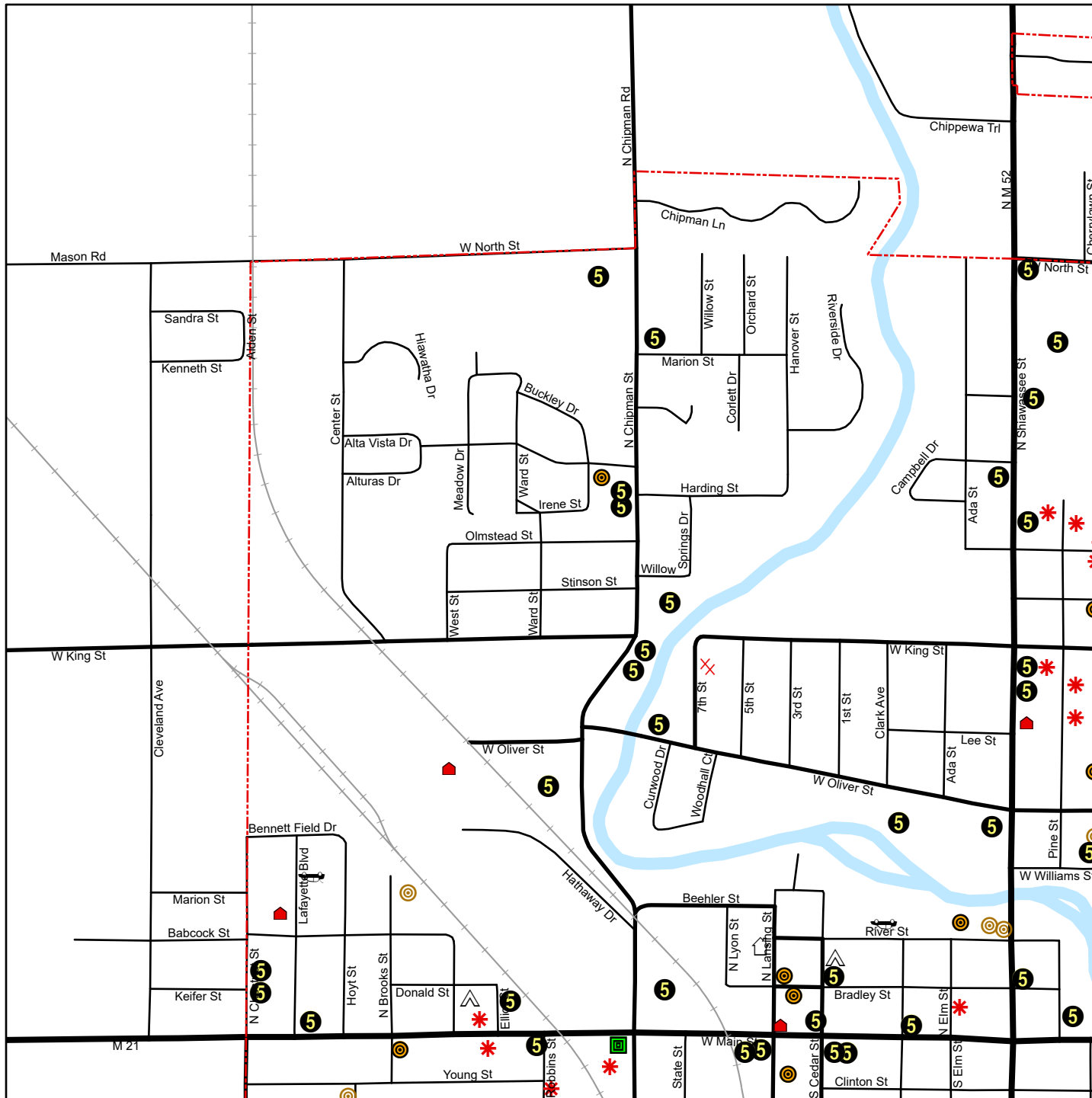
Enf. Number	Address	Previous Status	Current Status	Filed	Last Action Date	Next Action Date	Date Closed	Rental
ENF 20-0755	CARMODY ST	INSPECTED PROPERTY	LETTER SENT	09/18/2020	04/25/2024	05/27/2024		VAC
			Total Entries	2				
<u>WINDOWS</u>								
ENF 23-0849	CARMODY ST	INSPECTED PROPERTY	LETTER SENT	08/08/2023	04/25/2024	05/27/2024		VAC
			Total Entries	1				
Total Records:		460			Total Pages:	26		

City of Owosso

Code Enforcement Activity

April 2024

NW Quadrant



Category

- Auto Repair/Junk Vehicle
- Building Violation
- Exterior Paint/Siding
- Fence Violation
- Furniture Outside
- Garbage & Debris
- Garbage/Junk In ROW
- House Numbers
- Multiple Violations
- Temporary Structures

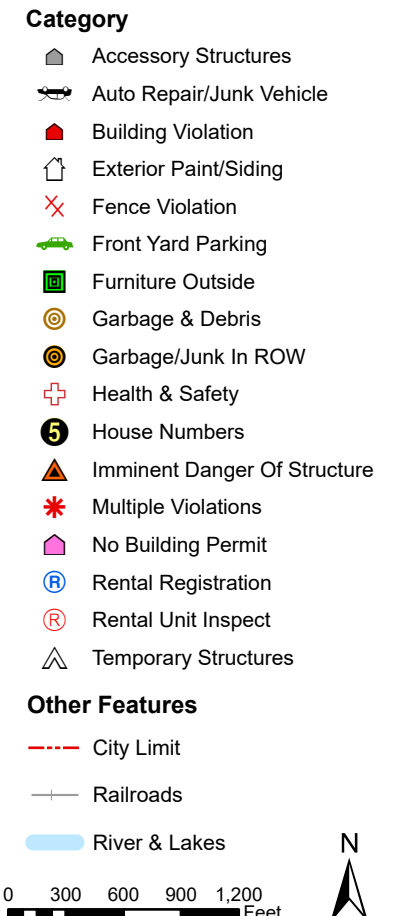
Other Features

- City Limit
- Railroads
- River & Lakes

0 300 600 900 1,200 Feet



SE Quadrant

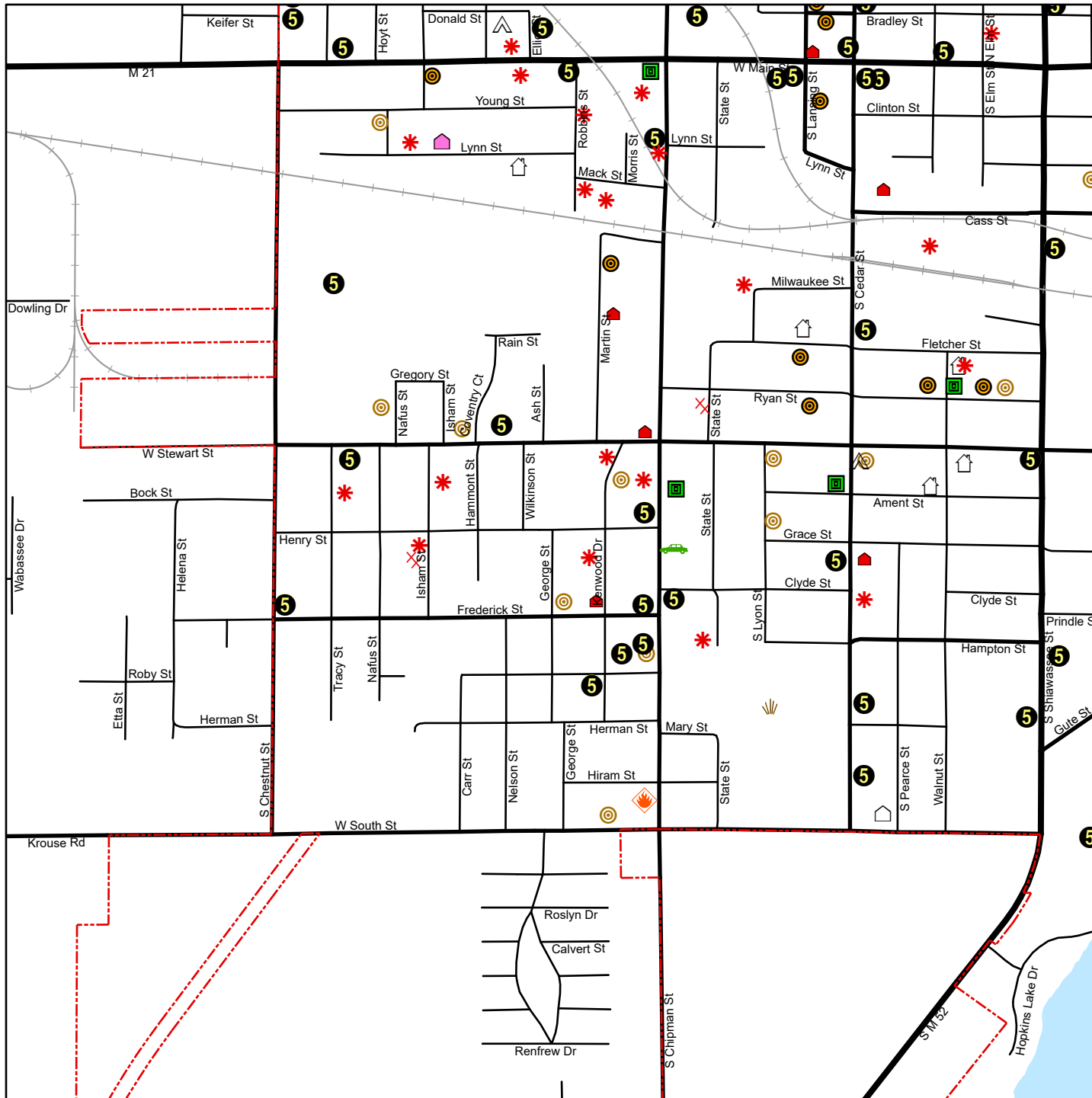


City of Owosso

Code Enforcement Activity

April 2024

SW Quadrant



Monthly Inspection List
APRIL 2024

	BUILDING OFFICIAL Total Inspections:	54
	MECHANICAL & PLUMBING INSPECTOR Total Inspections:	30
HARRIS, JON	ELECTRICAL INSPECTOR Total Inspections:	11
FREEMAN, GREG	CODE ENFORCEMENT Total Inspections:	174
MAYBAUGH, BRAD	CODE ENFORCEMENT Total Inspections:	271
Grand Total Inspections:		540

CERTIFICATES & LICENSES ISSUED BY MONTH FOR 2024

Jan	Feb	Mar	Apr	May	Jun	Jul	Aug	Sep	Oct	Nov	Dec	Total
ADULT USE RECREATIONAL RETAIL												
1												1
\$5,000												\$5,000
AMPHITHEATER												
					7	2	2					11
					\$0	\$0	\$150					\$150
BENTLEY PARK RENTAL												
				2	8	6	8	2				26
				\$50	\$175	\$200	\$250	\$50				\$725
GROWER LICENSE (Medical)												
												0
												\$0
HARMON PATRIDGE PARK RENTAL												
					14	6	3					23
					\$400	\$175	\$75					\$650
MOBILE FOOD VENDING (Food Truck License)												
												0
												\$0
PROCESSOR LICENSE												
1												1
\$5,000												\$5,000
PROVISIONING CENTER												
1												1
\$5,000												\$5,000
RECREATIONAL GROW												
1												1
\$5,000												\$5,000
RENTAL (Renewals)												
118	48	25	33									224
\$7,450	\$3,300	\$2,200	2500									\$15,450
RENTAL REGISTRATIONS (New)												
5	5	1	6									17
\$250	\$250	\$50	\$300									\$850
RESIDENTIAL DESIGNATED PARKING												
												0
												\$0
TOTALS:												
127	53	26	39	2	29	14	13	2	0	0	0	305
\$27,700	\$3,550	\$2,250	\$2,800	\$50	\$575	\$375	\$475	\$50	\$0	\$0	\$0	\$37,825



OWOSSO POLICE DEPARTMENT

202 S. WATER ST. • OWOSSO, MICHIGAN 48867-2958 • (989) 725-0580 • FAX (989)725-0528

MEMORANDUM

DATE: 15 May 2024
TO: Owosso City Council
FROM: Eric E. Cherry
Police Department Captain
RE: April 2024 Police Activity Report

Master Plan Goal 3.1, 3.2

The Investigative Services Bureau attended the monthly multidisciplinary meeting for all forensic interviews conducted. This is where investigators, CPS, Voices for Children and Shiawassee County Prosecutors discuss where each case is at of the reported sexual assault investigations.

Our Comprehensive Opioid, Stimulant and Substance Use Program (COSSUP) team met on multiple occasions and also completed some field work with persons that were effected by overdose.

The Police Department Administration met at Circuit Court with members Voices for Children for Pinwheel Planting to support victims of abuse.

The Police Department Administration and IT Department met with vendors to add cameras to evidence room and holding cell, along with a squad room monitor television for all City cameras.

April - 5 YEAR AVERAGE

	2020-Apr	2021-Apr	2022-Apr	2023-Apr	2024-Apr	Apr 5YR AVG
Part I Crimes	33	25	26	23	21	25.6
Part II Crimes	57	60	95	95	83	78
Violent Crimes	7	7	5	7	10	7.2
Total Reports	110	132	162	182	148	146.8
Felony Arrests	8	7	13	5	3	7.2
Total Arrests	27	35	35	31	27	31
Traffic Stops	4	40	67	151	110	74.4
All Dispatched Events	479	848	891	1004	966	837.6

LAST 12 MONTHS

	2023- May	2023- Jun	2023- Jul	2023- Aug	2023- Sep	2023- Oct	2023- Nov	2023- Dec	2024- Jan	2024- Feb	2024- Mar	2024- Apr	Last 12 Months	Average
Part I Crimes	31	34	30	26	25	29	26	37	17	28	25	21	329	27.42
Part II Crimes	129	85	111	99	97	80	88	91	72	74	78	83	1087	90.58
Violent Crimes	6	11	12	7	10	3	15	8	6	5	6	10	99	8.25
Total Reports	194	179	202	178	184	176	154	174	133	167	131	148	2020	168.33
Felony Arrests	6	6	10	7	8	4	4	6	6	4	7	3	71	5.92
Total Arrests	40	36	45	31	45	34	22	36	30	44	35	27	425	35.42
Traffic Stops	78	58	82	100	63	80	78	112	79	172	79	110	1091	90.92
All Dispatched Events	1061	898	903	915	886	1003	942	921	940	980	837	966	11252	937.67



301 W. MAIN • OWOSSO, MICHIGAN 48867-2958 • (989) 725-0580

MEMORANDUM

DATE: May 10, 2024

TO: Owosso City Council

FROM: Kevin Lenkart
Director of Public Safety

RE: April 2024 Fire & Ambulance Report

Attached are the statistics for the Owosso Fire Department (OFD) for April 2024. The Owosso Fire Department responded to 230 incidents in the month of April.

OFD responded to 10 fire calls, one mutual aid fire. EMS resp and responded to 244 EMS calls.

Filter statement

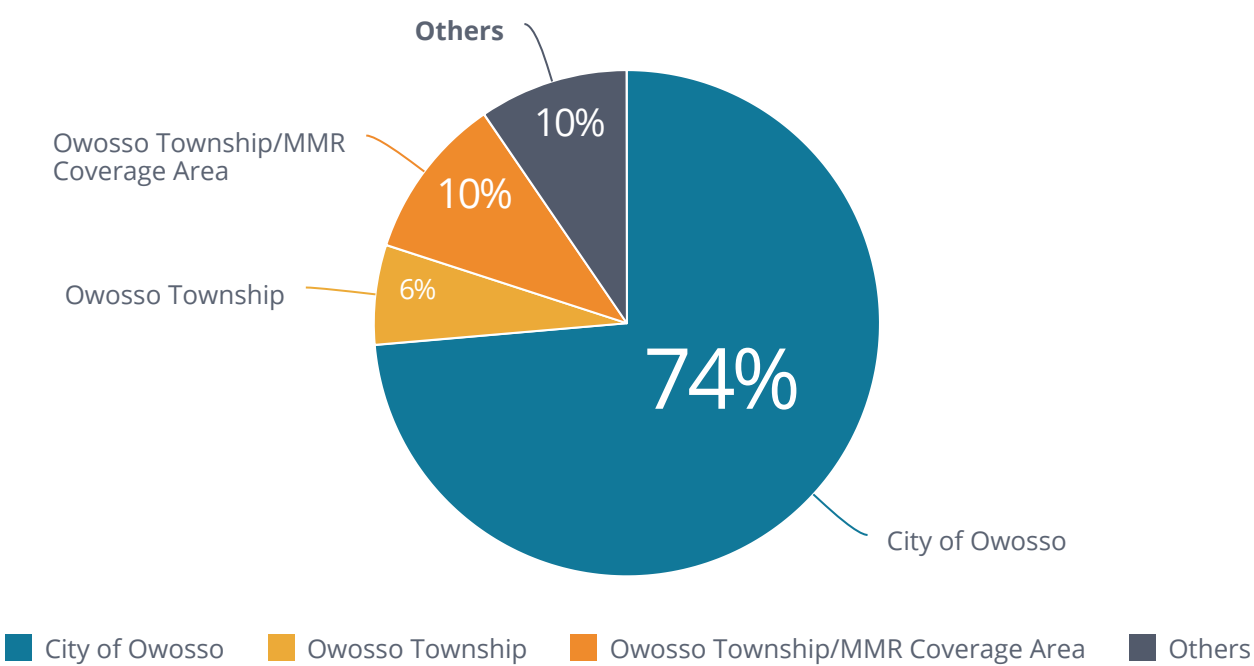
Filters

Days in Dispatched4/1/24 to 4/30/24

Is Lockedtrue

Is Activetrue

Scene Zone	# of unique Incident Number
City of Owosso	162
Corunna EMS Coverage Area	6
Fairfield Township	1
Middlebury Township	5
Out of County Calls	2
Owosso Township	14
Owosso Township/MMR Coverage Area	23
Rush Township	6
ZONE 4	1





Regular Meeting of the Owosso Historical Commission

Minutes of May 13, 2024 – 6:00 P.M. at Owosso City Hall

PRESIDING OFFICER: Chair Mark Erickson

MEMBERS PRESENT: Vice Chair Adams, Commissioners Elaine Greenway, Lance Little, Susan Osika, Bill Moull and Robert Hooper

MEMBERS ABSENT: None

OTHERS PRESENT: Amy Fuller, Lucy Ham, Mayor Teich, and Denice Grace

CHAIR ERICKSON CALLED THE MEETING TO ORDER AT 6:00 P.M.

APPROVE MINUTES – APRIL 16, 2024

Motion by Commissioner Little to approve the minutes as presented, supported by Commissioner Hooper.

Approved by Voice Vote

APPROVE AGENDA – MAY 13, 2024

Motion by Commissioner Little to approve the agenda as presented, supported by Commissioner Hooper.

Approved by Voice Vote

OLD BUSINESS REPORT

Amy Fuller reported that the Castle boiler had been replaced, a company is coming May 14 to wash the exterior of the Castle, the new Castle Docent started this month, Rebecca McClear's items have been returned to her, and the carriage and sleigh are at the museum at DeVries.

ITEMS OF BUSINESS

Gould House Offers: Amy Fuller shared that there are two new offers to consider. The first, from Guy E. Stewart IV for \$240,000 which includes an escalation clause that increases the offer in \$1,000 increments with proof of a competing offer. Mr. Stewart indicated via his real estate agent that he intends to use the house as a rental property. The second offer is a revised offer from Sean Harrington, increasing his offer to \$250,000 along with an offer of in-kind services to the city. Amy Fuller told Commissioners the in-kind services are a nice gesture but could not be considered as a formal part of the offer. Amy Fuller also suggested moving the next commission meeting to June 11 or 12, when the next 21 day period ends to review any future offers and to make this meeting the final time the commission considers any offers on the Gould House.

Motion by Commissioner Little to move the June 10th regular meeting of the Historical Commission to June 11, at 6:00 p.m. at Owosso City Hall and to add final consideration of any future Gould House offers to the agenda. Supported by Commissioner Hooper. Passed by voice vote.

There was additional discussion on the offers for the Gould House. Several Commissioners stated that they thought there was a better chance the home would be restored and taken care of if it was a single family home instead being used as a rental property. They also discussed that they liked that the Harrington's seem dedicated to being part of the community.

Motion by Commissioner Osika to accept the revised offer from Sean Harrington for \$250,000 on the Amos Gould House. Supported by Commissioner Moull. Passed by voice vote.

Home Tour Updates: Commissioner Osika asked the Commission to volunteer on Sept. 21 for the Home Tour.

Purchase New Computer for Castle: Amy Fuller explained that the Castle laptop was estimated to be six years old and was in poor condition. She suggested purchasing a new laptop for \$1,400 via the city IT department during the 2024-25 fiscal year. Motion by Commissioner Hooper to authorize staff to purchase a computer, supported by Commissioner Greenway. Passed by voice vote.

FINANCIAL REVIEW AND DISCUSSION:

Amy Fuller reported that the unbudgeted boiler expense will cause the Commission to dig into their fund balance this fiscal year but that the fund balance was healthy and could handle the expense.

Denice Grace reported that the Castle had its second best April, even after being closed for a week due to the boiler breaking.

PUBLIC COMMENT PERIOD

None.

COMMISSIONER COMMENTS

None.

NEXT MEETING: Tuesday, June 11, 2024

ADJOURNMENT

Commissioner Little moved to adjourn the meeting. Commissioner Hooper supported. The voice vote was unanimous to adjourn the meeting at 6:34 P.M.

Respectfully submitted by:
Amy Fuller, Assistant City Manager