

Michigan Department of Treasury  
Revenue Sharing and Grants Division  
PO Box 30722  
Lansing MI 48909

**RE: Compliance Form 4886 for City of Owosso, MI Transparency & Accountability**

The City of Owosso is pleased to submit form 4886 with the required documents per Public Act 207, in compliance with the State of Michigan's Transparency and Accountability Initiative.

The City of Owosso has chosen to use a web-service for this requirement, and has partnered with Munetrix to showcase our data.

**Included with this letter are the required documents for City of Owosso:**

- Citizen's Guide to Finances including our Pension and OPEB status
- Performance Dashboard
- Debt Service Report
- Projected Budget Report

We have made the data available to the public via a link on our website; as well we will make available limited quantities of paper copies in our municipality lobby and notify residents in our periodic mailings. You will find the confirmation of our website link and various supporting transparency documentation included with this letter.

We look forward to receiving these important funds from the State of Michigan and trust you will contact us if there are any questions or concerns. Sincerely,



Nathan Henne  
City Manager


# City, Village, and Township Revenue Sharing and County Incentive Program Certification

Issued under authority of 2019 Public Act 56. Filing is mandatory to qualify for payments.

Each city/village/township/county applying for City, Village, and Township Revenue Sharing or County Incentive Program payments must:

1. Certify to the Michigan Department of Treasury (Treasury) that the local unit listed below has produced and made available to the public a Citizen's Guide, a Performance Dashboard, a Debt Service Report, and a Projected Budget Report as required by 2019 Public Act 56. The local unit must include in any mailing of general information to its citizens, the Internet website address or the physical location where all the documents are available for public viewing in the clerk's office.
2. Submit to Treasury a Citizen's Guide, a Performance Dashboard, a Debt Service Report, and a Projected Budget Report.

This certification, along with a Citizen's Guide, a Performance Dashboard, a Debt Service Report, and a Projected Budget Report, **must be received by December 1, 2019**, (or the first day of a payment month) in order to qualify for that month's payment. Postmark dates will not be considered. For questions, call 517-335-7484.

PART 1: LOCAL UNIT INFORMATION			
Local Unit Name City of Owosso		Local Unit County Name Shiawassee County	
Local Unit Code 78 2040		Contact E-Mail Address cheryl.grice@ci.owosso.mi.us	
Contact Name Cheryl Grice	Contact Title Finance Director	Contact Telephone Number 989-725-0575	Extension
Website Address, if reports are available online <a href="http://munetrix.com/sections/data/municipal.php?MuniID=352&amp;Type=City">http://munetrix.com/sections/data/municipal.php?MuniID=352&amp;Type=City</a>		Current Fiscal Year End Date 06/30/2020	
PART 2: CITIZEN'S GUIDE			
Check any of the following that apply:			
<input type="checkbox"/> The local unit has elected to use Treasury's online Citizen's Guide to comply with the legislative requirements. Therefore, a copy of the Citizen's Guide will not be submitted to Treasury.			
<input type="checkbox"/> The local unit does not have any unfunded liabilities (pensions or other postemployment benefits (OPEB)).			
PART 3: CERTIFICATION			
<i>In accordance with 2019 Public Act 56, the undersigned hereby certifies to Treasury that the above mentioned local unit 1) has produced a Citizen's Guide, a Performance Dashboard, a Debt Service Report, and a Projected Budget Report and 2) will include in any mailing of general information to our citizens, the Internet website address or the physical location where all the documents are available for public viewing in the clerk's office. The Citizen's Guide, Performance Dashboard, Debt Service Report, and Projected Budget Report are attached to this signed certification, unless otherwise noted in Part 2.</i>			
Chief Administrative Officer Signature (as defined in MCL 141.422b) 		Printed Name of Chief Administrative Officer (as defined in MCL 141.422b) Nathan Henne	
Title City Manager		Date November 20, 2019	

Completed and signed form (including required attachments) should be e-mailed to: **TreasRevenueSharing@michigan.gov**.

If you are unable to submit via e-mail, fax to 517-335-3298 or mail the completed form and required attachments to:

Michigan Department of Treasury  
Revenue Sharing and Grants Division  
PO Box 30722  
Lansing MI 48909

TREASURY USE ONLY		
CVTRS/CIP Eligible Y    N	Certification Received	Citizen's Guide Received
Performance Dashboard Received	Debt Service Report Received	Projected Budget Report Received
Final Certification	CVTRS/CIP Notes	

**City of Owosso**  
**Fiscal Year 2019-2020**  
CVTRS Performance Dashboard



Additional Information regarding the City of Owosso's finances are available at

**ci.owosso.mi.us**

Citizens Guide to City Finances: <http://micommunityfinancials.michigan.gov/>

## General Info

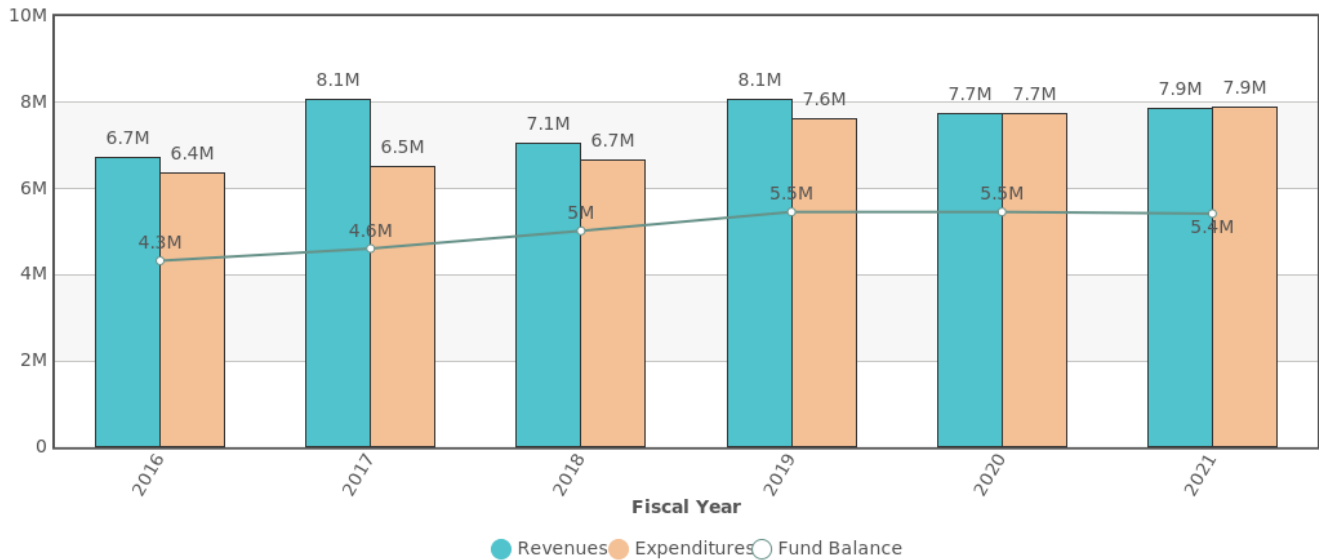
Name	Type	Fiscal Year End	Population (2010)	Phone	Website
Owosso	City	June	15182	(989) 725-0599	www.ci.owosso.mi.us

## Multi-Year General Fund Only

Year	Data Status	Fiscal Score	Population	General Fund Revenues	General Fund Expenditures	*Available Fund Balance	Taxable Value
2021	Forecast	1	14819	\$7,864,030	\$7,902,513	\$5,419,210	\$266,237,534
2020	Budget	1	14539	\$7,747,159	\$7,747,159	\$5,457,693	\$261,017,190
2019	Actual	1	14539	\$8,087,834	\$7,648,476	\$5,457,693	\$261,533,000
2018	Historic	1	14484	\$7,063,849	\$6,692,641	\$5,018,335	\$253,262,708
2017	Historic	1	14573	\$8,088,985	\$6,522,773	\$4,607,424	\$241,242,463
2016	Historic	1	14625	\$6,746,114	\$6,385,825	\$4,323,591	\$237,764,947

\*Available Fund Balance includes Committed, Assigned, and Unassigned Funds. It excludes Nonspendable and Restricted Funds.

### How We Have Managed Our Resources



## **Fiscal Year Assumptions Notes**

### **2021 Notes: General Fund**

A modest revenue increase of .5% was used with the exception of general property taxes and state revenue sharing. General property tax is estimated to increase by 2%. The revenue sharing is estimated to increase 2%.

For expenditures, the CPI of 1.8% was applied. This CPI reflects the 12 months ending October 2019. However for health insurance, we are estimating a 4% increase.

The level of contribution to the Capital Projects fund remains unchanged with the exception of the CPI% increase.

## Financial Statement

Including General Fund only

### Balance Sheet

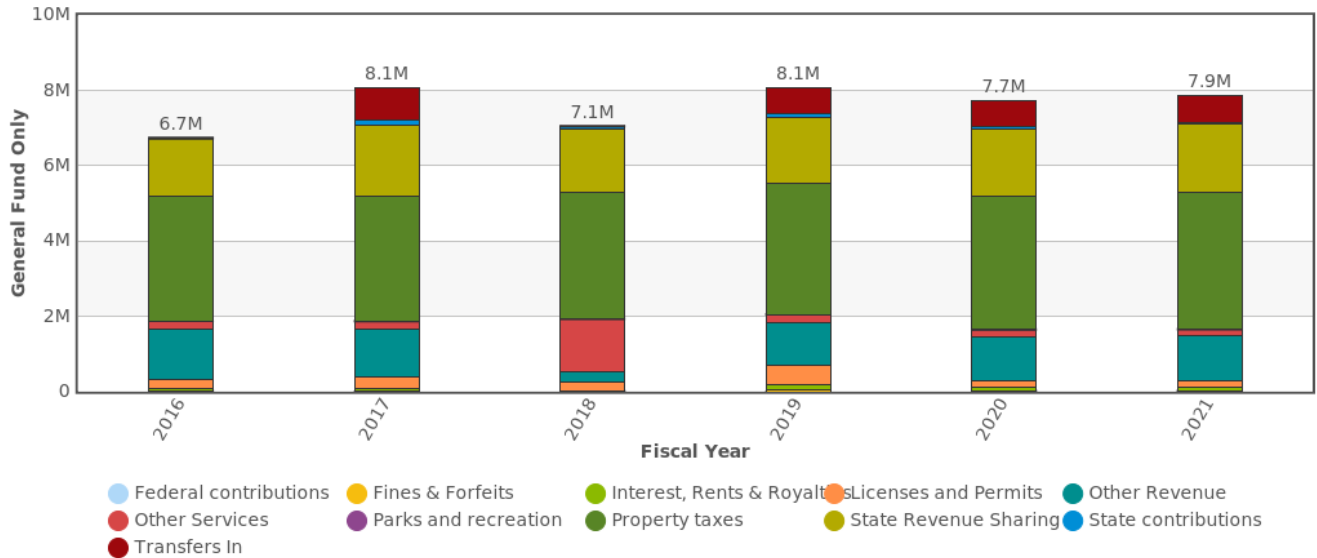
Category Name	2018	2017	2016
Fund Equity	\$6,386,516	\$4,607,424	\$4,449,096
Total Assets	\$7,372,916	\$4,607,424	\$9,342,686
Total Liabilities	\$986,400	N/A	\$4,893,589

\*Fund Equity includes all five fund types: Committed, Assigned, Unassigned, Nonspendable and Restricted Funds.

## Revenues

Category Name	2021	2020	2019	2018	2017	2016
Federal contributions						\$2,500
Fines & Forfeits	\$34,170	\$34,000	\$47,495		\$35,783	\$34,294
Interest, Rents & Royalties	\$77,888	\$77,500	\$161,759	\$25,833	\$43,676	\$52,914
Licenses and Permits	\$174,696	\$173,826	\$504,329	\$252,307	\$325,579	\$230,260
Other Revenue	\$1,197,960	\$1,192,000	\$1,130,484	\$254,350	\$1,255,760	\$1,342,541
Other Services	\$182,911	\$182,000	\$220,900	\$1,411,076	\$222,351	\$201,839
Parks and recreation						\$598
Property taxes	\$3,622,862	\$3,553,833	\$3,493,937	\$3,370,798	\$3,330,925	\$3,334,465
State Revenue Sharing	\$1,827,353	\$1,791,523	\$1,724,800	\$1,667,600	\$1,890,436	\$1,546,703
State contributions	\$55,275	\$55,000	\$127,663	\$81,885	\$125,847	
Transfers In	\$690,915	\$687,477	\$676,467		\$858,628	
<b>Total</b>	<b>\$7,864,030</b>	<b>\$7,747,159</b>	<b>\$8,087,834</b>	<b>\$7,063,849</b>	<b>\$8,088,985</b>	<b>\$6,746,114</b>

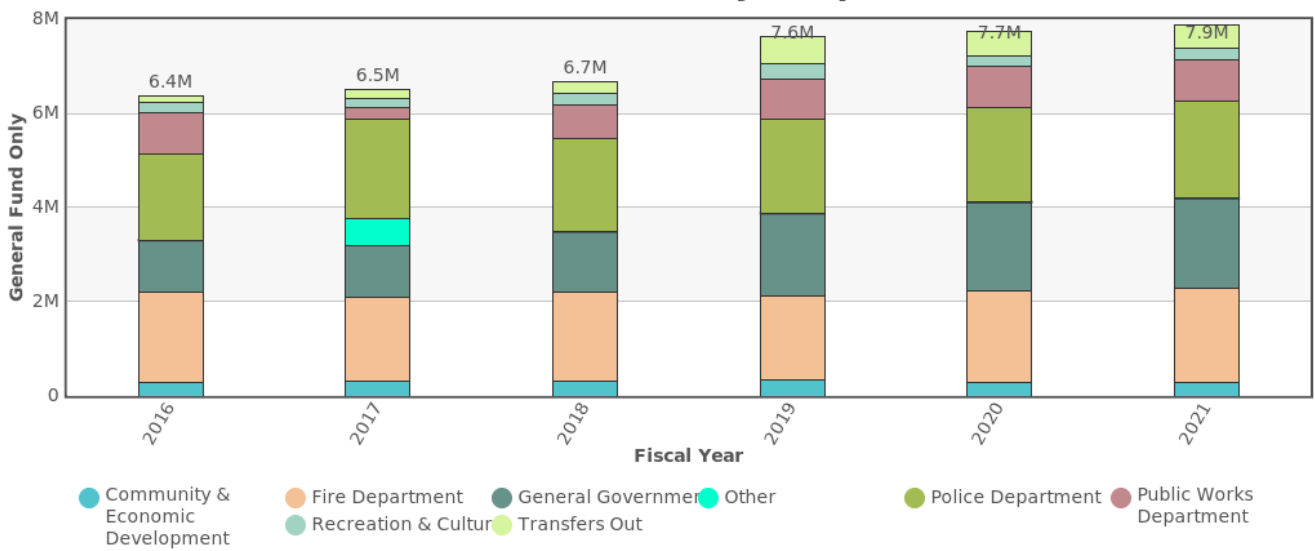
### Where The Money Comes From



## Expenses

Category Name	2021	2020	2019	2018	2017	2016
Community & Economic Development	\$296,913	\$291,322	\$338,382	\$328,921	\$322,310	\$287,433
Fire Department	\$2,003,137	\$1,962,167	\$1,791,826	\$1,881,417	\$1,790,622	\$1,931,039
General Government	\$1,912,179	\$1,875,824	\$1,762,208	\$1,292,923	\$1,079,215	\$1,101,205
Other					\$600,382	
Police Department	\$2,058,248	\$2,017,119	\$2,013,114	\$1,990,317	\$2,107,391	\$1,841,256
Public Works Department	\$886,375	\$868,250	\$825,950	\$688,031	\$228,231	\$871,329
Recreation & Culture	\$234,751	\$230,600	\$333,567	\$263,785	\$197,982	\$205,414
Transfers Out	\$510,910	\$501,877	\$583,429	\$247,247	\$196,640	\$148,149
<b>Total</b>	<b>\$7,902,513</b>	<b>\$7,747,159</b>	<b>\$7,648,476</b>	<b>\$6,692,641</b>	<b>\$6,522,773</b>	<b>\$6,385,825</b>

### How The Money Is Spent

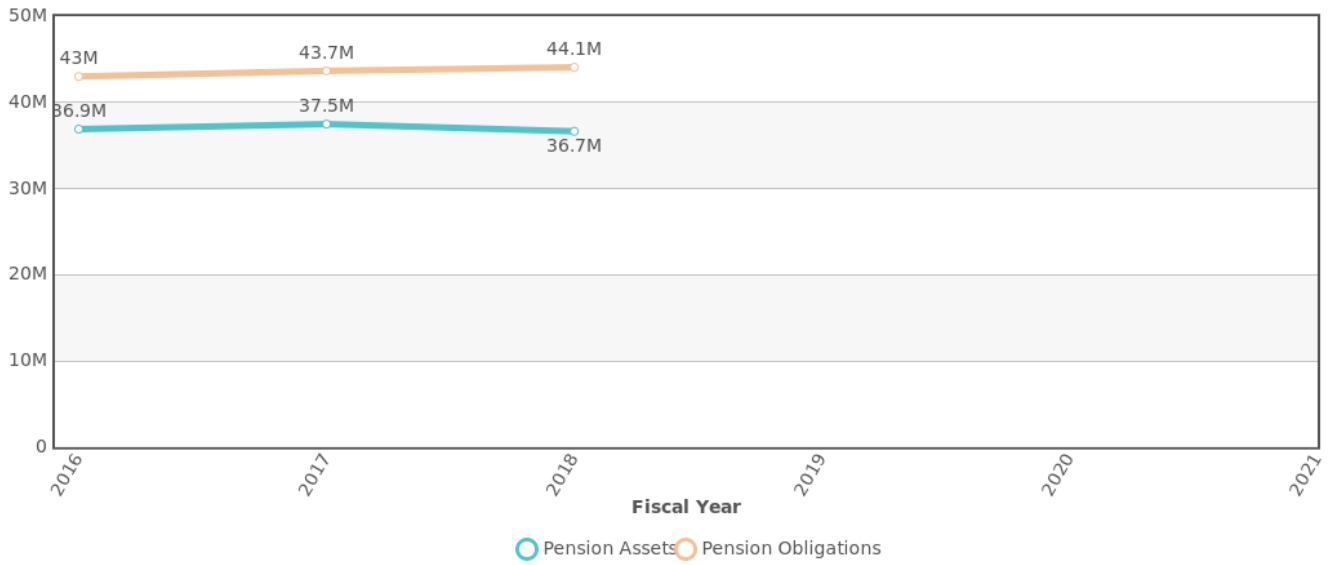




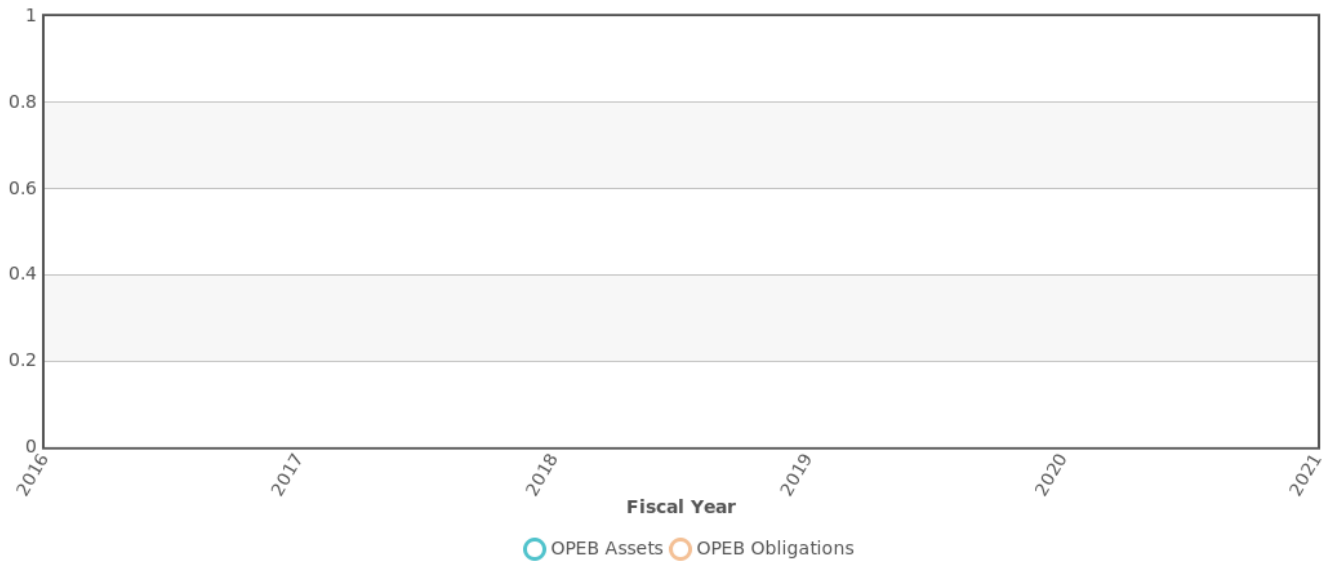
### Supplementary Information (Pension / OPEB)

Category Name	2021	2020	2019	2018	2017	2016
Pensions Actuarial Liability	N/A	N/A	N/A	\$44,093,975.00	\$43,672,322.00	\$43,026,034.00
Pension Fund Assets	N/A	N/A	N/A	\$36,655,608.00	\$37,494,747.00	\$36,908,828.00
OPEB Actuarial Liability	N/A	N/A	N/A	N/A	N/A	N/A
OPEB Fund Assets	N/A	N/A	N/A	N/A	N/A	N/A

#### Pension Fund Status



#### Other Post-Employment Benefit Fund Status



## Fund Equity Detail

Category Name	2018	2017	2016
Assigned	\$3,056,704.00	\$2,872,907.00	\$3,043,275.00
Nonspendable	\$1,205,999.00	0	\$125,505.00
Restricted	\$162,182.00	0	0
Unassigned	\$1,961,631.00	\$1,734,517.00	\$1,280,316.00

## Dashboard for Owosso

<b>Fiscal Stability</b>	<b>2018</b>	<b>2019</b>	<b>Progress</b>
Fiscal Wellness Indicator Score	1	1	↔
Annual General Fund expenditures per capita	\$462	\$526	↓
Fund balance as % of General Fund Revenues	71.0%	67.5%	↓
Debt burden per capita	\$871.3	\$827.1	↔
<b>Economy &amp; Financial Health</b>			
<b>Economy &amp; Financial Health</b>	<b>2018</b>	<b>2019</b>	<b>Progress</b>
Population	14,484	14,539	↑
Taxable Value (100k)	\$253,263	\$261,533	↑
<b>Public Safety</b>			
<b>Public Safety</b>	<b>2017</b>	<b>2018</b>	<b>Progress</b>
Crimes against persons per thousand residents	24.9	22.1	↑
Crimes against property per thousand residents	32.0	24.0	↑
Crimes against society per thousand residents	22.4	25.3	↓
Other crimes per thousand residents	37.7	28.8	↑
Traffic crashes property	155	200	↓
Traffic crashes injuries	49	40	↑
Traffic crashes fatalities	1	-	↑

**City of Owosso**  
**Local Code: 78-2040**  
**Debt Service Summary Report**

Bonds & contracts payable	Fiscal Years			
Name	2019	2020	2021	2022
2002A AMBAC (Water supply Refunding Bond, Series 2012)	447,088	460,163	482,338	498,538
2009 LTGO Bonds	77,365	75,273	78,135	75,710
2010 Unlimited Tax General Ob	83,383	91,453	89,233	86,908
2013 UTGO Street Bonds Series II	70,704	69,925	73,955	77,719
2017 Unlimited Tax GO Bonds	347,365	349,778	346,788	343,568
2018 UTGO Street Bond	0	390,154	382,740	382,240
Fixed Network Meter Installment Purchase Agreement	150,919	150,919	150,919	150,919
MI Strategic Fund & DEQ	190,720	190,720	190,720	190,720
<b>Subtotal for Bonds &amp; contracts payable</b>	<b>1,367,543</b>	<b>1,778,383</b>	<b>1,794,826</b>	<b>1,806,320</b>
Other contractual debt	Fiscal Years			
Name	2019	2020	2021	2022
MI Municipal Bond Authority 2008 Sewer Project 5314-01	51,795	50,795	49,795	53,795
<b>Subtotal for Other contractual debt</b>	<b>51,795</b>	<b>50,795</b>	<b>49,795</b>	<b>53,795</b>
<b>Total Principal &amp; Interest</b>	<b>1,419,337</b>	<b>1,829,177</b>	<b>1,844,621</b>	<b>1,860,115</b>

# OWOSSO

## Complete Debt Report for 2009 LTGO Bonds

### Issuance Information

<b>Debt Type:</b>	Bonds & contracts payable
<b>Activity Type:</b>	Component Unit
<b>Repayment Source:</b>	DDA/LDFA
<b>Issuance Date:</b>	2009-06-09
<b>Issuance Amount:</b>	\$950,000
<b>Interest Rate:</b>	1.95% to 5.25%
<b>Maturing Through:</b>	2029
<b>Principal Maturity Range:</b>	\$25,000 - \$75,000
<b>Purpose:</b>	Improvements to Parking Lots, Streets, Trails and Parks
<b>Fund Number:</b>	
<b>Comments:</b>	

### Payment Schedule

Date Due	Interest Rate	Principal	Interest	Payment	Balance
2019-05-01		45,000.00	16,182.50	61,182.50	\$600,000.00
2019-11-01	4.75	0.00	15,136.25	15,136.25	\$600,000.00
2020-05-01		45,000.00	15,136.25	60,136.25	\$555,000.00
2020-11-01	4.85	0.00	14,067.50	14,067.50	\$555,000.00
2021-05-01		50,000.00	14,067.50	64,067.50	\$505,000.00
2021-11-01	4.9	0.00	12,855.00	12,855.00	\$505,000.00
2022-05-01		50,000.00	12,855.00	62,855.00	\$455,000.00
2022-11-01	4.95	0.00	11,630.00	11,630.00	\$455,000.00
2023-05-01		55,000.00	11,630.00	66,630.00	\$400,000.00
2023-11-01	5	0.00	10,268.75	10,268.75	\$400,000.00
2024-05-01		55,000.00	10,268.75	65,268.75	\$345,000.00
2024-11-01	5.05	0.00	8,893.75	8,893.75	\$345,000.00
2025-05-01		60,000.00	8,893.75	68,893.75	\$285,000.00
2025-11-01	5.1	0.00	7,378.75	7,378.75	\$285,000.00
2026-05-01		65,000.00	7,378.75	72,378.75	\$220,000.00
2026-11-01	5.15	0.00	5,721.25	5,721.25	\$220,000.00
2027-05-01		70,000.00	5,721.25	75,721.25	\$150,000.00
2027-11-01	5.2	0.00	3,918.75	3,918.75	\$150,000.00
2028-05-01		75,000.00	3,918.75	78,918.75	\$75,000.00
2028-11-01	5.25	0.00	1,968.75	1,968.75	\$75,000.00
2029-05-01		75,000.00	1,968.75	76,968.75	
<b>Total</b>		<b>\$645,000.00</b>	<b>\$199,860.00</b>	<b>\$844,860.00</b>	

# Owosso

## Complete Debt Report for 2017 Unlimited Tax GO Bonds

### Issuance Information

<b>Debt Type:</b>	Bonds & contracts payable
<b>Activity Type:</b>	Government
<b>Repayment Source:</b>	Tax-Backed
<b>Issuance Date:</b>	2017-06-30
<b>Issuance Amount:</b>	\$4,900,000
<b>Interest Rate:</b>	1% to 3.55%
<b>Maturing Through:</b>	2037
<b>Principal Maturity Range:</b>	\$220,000 - \$280,000
<b>Purpose:</b>	Street Improvements
<b>Fund Number:</b>	
<b>Comments:</b>	

### Payment Schedule

Date Due	Principal	Interest	Payment	Balance
2019-05-01	225,000.00	61,182.50	286,182.50	\$4,455,000.00
2019-11-01	0.00	59,888.75	59,888.75	\$4,455,000.00
2020-05-01	230,000.00	59,888.75	289,888.75	\$4,225,000.00
2020-11-01	0.00	58,393.75	58,393.75	\$4,225,000.00
2021-05-01	230,000.00	58,393.75	288,393.75	\$3,995,000.00
2021-11-01	0.00	56,783.75	56,783.75	\$3,995,000.00
2022-05-01	230,000.00	56,783.75	286,783.75	\$3,765,000.00
2022-11-01	0.00	54,886.25	54,886.25	\$3,765,000.00
2023-05-01	230,000.00	54,886.25	284,886.25	\$3,535,000.00
2023-11-01	0.00	52,816.25	52,816.25	\$3,535,000.00
2024-05-01	235,000.00	52,816.25	287,816.25	\$3,300,000.00
2024-11-01	0.00	50,525.00	50,525.00	\$3,300,000.00
2025-05-01	235,000.00	50,525.00	285,525.00	\$3,065,000.00
2025-11-01	0.00	48,057.50	48,057.50	\$3,065,000.00
2026-05-01	235,000.00	48,057.50	283,057.50	\$2,830,000.00
2026-11-01	0.00	45,355.00	45,355.00	\$2,830,000.00
2027-05-01	240,000.00	45,355.00	285,355.00	\$2,590,000.00
2027-11-01	0.00	42,355.00	42,355.00	\$2,590,000.00
2028-05-01	240,000.00	42,355.00	282,355.00	\$2,350,000.00
2028-11-01	0.00	39,055.00	39,055.00	\$2,350,000.00
2029-05-01	240,000.00	39,055.00	279,055.00	\$2,110,000.00
2029-11-01	0.00	35,455.00	35,455.00	\$2,110,000.00
2030-05-01	250,000.00	35,455.00	285,455.00	\$1,860,000.00

Date Due	Principal	Interest	Payment	Balance
2030-11-01	0.00	31,580.00	31,580.00	\$1,860,000.00
2031-05-01	260,000.00	31,580.00	291,580.00	\$1,600,000.00
2031-11-01	0.00	27,420.00	27,420.00	\$1,600,000.00
2032-05-01	260,000.00	27,420.00	287,420.00	\$1,340,000.00
2032-11-01	0.00	23,130.00	23,130.00	\$1,340,000.00
2033-05-01	260,000.00	23,130.00	283,130.00	\$1,080,000.00
2033-11-01	0.00	18,775.00	18,775.00	\$1,080,000.00
2034-05-01	260,000.00	18,775.00	278,775.00	\$820,000.00
2034-11-01	0.00	14,355.00	14,355.00	\$820,000.00
2035-05-01	260,000.00	14,355.00	274,355.00	\$560,000.00
2035-11-01	0.00	9,870.00	9,870.00	\$560,000.00
2036-05-01	280,000.00	9,870.00	289,870.00	\$280,000.00
2036-11-01	0.00	4,970.00	4,970.00	\$280,000.00
2037-05-01	280,000.00	4,970.00	284,970.00	
<b>Total</b>	<b>\$4,680,000.00</b>	<b>\$1,408,525.00</b>	<b>\$6,088,525.00</b>	

# OWOSSO

## Complete Debt Report for

### 2002A AMBAC (Water supply Refunding Bond, Series 2012)

#### Issuance Information

<b>Debt Type:</b>	Bonds & contracts payable
<b>Activity Type:</b>	Business-type/Enterprise
<b>Repayment Source:</b>	Revenue - Water
<b>Issuance Date:</b>	2012-08-08
<b>Issuance Amount:</b>	\$3,800,000
<b>Interest Rate:</b>	3% to 3.25%
<b>Maturing Through:</b>	2022
<b>Principal Maturity Range:</b>	\$55,000 - \$505,000
<b>Purpose:</b>	Improvements to Water Supply System
<b>Fund Number:</b>	
<b>Comments:</b>	

#### Payment Schedule

Date Due	Interest Rate	Principal	Interest	Payment	Balance
2019-05-01		0.00	28,156.25	28,156.25	\$1,835,000.00
2019-11-01	3	410,000.00	28,156.25	438,156.25	\$1,425,000.00
2020-05-01		0.00	22,006.25	22,006.25	\$1,425,000.00
2020-11-01	3	445,000.00	22,006.25	467,006.25	\$980,000.00
2021-05-01		0.00	15,331.25	15,331.25	\$980,000.00
2021-11-01	3	475,000.00	15,331.25	490,331.25	\$505,000.00
2022-05-01		0.00	8,206.25	8,206.25	\$505,000.00
2022-11-01	3.25	505,000.00	8,206.25	513,206.25	
<b>Total</b>		<b>\$1,835,000.00</b>	<b>\$147,400.00</b>	<b>\$1,982,400.00</b>	



# Owosso

## Complete Debt Report for

### MI Municipal Bond Authority 2008 Sewer Project 5314-01

#### Issuance Information

<b>Debt Type:</b>	Other contractual debt
<b>Activity Type:</b>	Business-type/Enterprise
<b>Repayment Source:</b>	Revenue - Sewer
<b>Issuance Date:</b>	2008-06-23
<b>Issuance Amount:</b>	\$801,786
<b>Interest Rate:</b>	2.5%
<b>Maturing Through:</b>	2028
<b>Principal Maturity Range:</b>	\$30,000 - \$55,000
<b>Purpose:</b>	Sewer Improvements
<b>Fund Number:</b>	
<b>Comments:</b>	

#### Payment Schedule

Date Due	Principal	Interest	Payment	Balance
2019-04-01	40,000.00	5,897.33	45,897.33	\$431,786.00
2019-10-01	0.00	5,397.33	5,397.33	\$431,786.00
2020-04-01	40,000.00	5,397.33	45,397.33	\$391,786.00
2020-10-01	0.00	4,897.33	4,897.33	\$391,786.00
2021-04-01	40,000.00	4,897.33	44,897.33	\$351,786.00
2021-10-01	0.00	4,397.33	4,397.33	\$351,786.00
2022-04-01	45,000.00	4,397.33	49,397.33	\$306,786.00
2022-10-01	0.00	3,834.83	3,834.83	\$306,786.00
2023-04-01	50,000.00	3,834.83	53,834.83	\$256,786.00
2023-10-01	0.00	3,209.83	3,209.83	\$256,786.00
2024-04-01	50,000.00	3,209.83	53,209.83	\$206,786.00
2024-10-01	0.00	2,584.83	2,584.83	\$206,786.00
2025-04-01	50,000.00	2,584.83	52,584.83	\$156,786.00
2025-10-01	0.00	1,959.83	1,959.83	\$156,786.00
2026-04-01	50,000.00	1,959.83	51,959.83	\$106,786.00
2026-10-01	0.00	1,334.83	1,334.83	\$106,786.00
2027-04-01	55,000.00	1,334.83	56,334.83	\$51,786.00
2027-10-01	0.00	647.33	647.33	\$51,786.00
2028-04-01	51,786.00	647.33	52,433.33	
<b>Total</b>	<b>\$471,786.00</b>	<b>\$62,424.27</b>	<b>\$534,210.27</b>	

# Owosso

## Complete Debt Report for

### Fixed Network Meter Installment Purchase Agreement

#### Issuance Information

<b>Debt Type:</b>	Bonds & contracts payable
<b>Activity Type:</b>	Business-type/Enterprise
<b>Repayment Source:</b>	Revenue - Water
<b>Issuance Date:</b>	2017-06-05
<b>Issuance Amount:</b>	\$1,900,000
<b>Interest Rate:</b>	2.626%
<b>Maturing Through:</b>	2031
<b>Principal Maturity Range:</b>	\$104,988 - \$150,919
<b>Purpose:</b>	Fixed Network Water Meter Replacement
<b>Fund Number:</b>	
<b>Comments:</b>	

#### Payment Schedule

Date Due	Principal	Interest	Payment	Balance
2019-05-15	107,745.18	43,173.88	150,919.06	\$1,536,347.57
2020-05-15	110,574.57	40,344.49	150,919.06	\$1,425,773.00
2021-05-15	113,478.26	37,440.80	150,919.06	\$1,312,294.74
2022-05-15	116,458.20	34,460.86	150,919.06	\$1,195,836.54
2023-05-15	119,516.39	31,402.67	150,919.06	\$1,076,320.15
2024-05-15	122,654.89	28,264.17	150,919.06	\$953,665.26
2025-05-15	125,875.81	25,043.25	150,919.06	\$827,789.45
2026-05-15	129,181.31	21,737.75	150,919.06	\$698,608.14
2027-05-15	132,573.61	18,345.45	150,919.06	\$566,034.53
2028-05-15	136,054.99	14,864.07	150,919.06	\$429,979.54
2029-05-15	139,627.79	11,291.27	150,919.06	\$290,351.75
2030-05-15	143,294.42	7,624.64	150,919.06	\$147,057.33
2031-05-15	147,057.33	3,861.73	150,919.06	
<b>Total</b>	<b>\$1,644,092.75</b>	<b>\$317,855.03</b>	<b>\$1,961,947.78</b>	

# Owosso

## Complete Debt Report for

### MI Strategic Fund & DEQ

#### Issuance Information

**Debt Type:** Bonds & contracts payable

**Activity Type:** Component Unit

**Repayment Source:** TIF/SAD

**Issuance Date:** 2016-09-13

**Issuance Amount:** \$2,120,496

**Interest Rate:** 4%

**Maturing Through:** 2032

**Principal Maturity Range:** \$105,899 - \$176,331

**Purpose:** Brownfield

**Fund Number:**

**Comments:**

#### Payment Schedule

Date Due	Principal	Interest	Payment	Balance
2019-01-01	110,135.93	80,583.86	190,719.79	\$1,897,125.27
2020-01-01	114,541.36	76,178.43	190,719.79	\$1,782,583.91
2021-01-01	119,123.02	71,596.77	190,719.79	\$1,663,460.89
2022-01-01	123,887.94	66,831.85	190,719.79	\$1,539,572.95
2023-01-01	128,843.46	61,876.33	190,719.79	\$1,410,729.49
2024-01-01	133,997.19	56,722.59	190,719.78	\$1,276,732.30
2025-01-01	139,357.08	51,362.71	190,719.79	\$1,137,375.22
2026-01-01	144,931.36	45,788.42	190,719.78	\$992,443.86
2027-01-01	150,728.62	39,991.17	190,719.79	\$841,715.24
2028-01-01	156,757.76	33,962.02	190,719.78	\$684,957.48
2029-01-01	163,028.07	27,691.71	190,719.78	\$521,929.41
2030-01-01	169,549.20	21,170.59	190,719.79	\$352,380.21
2031-01-01	176,331.17	14,388.62	190,719.79	\$176,049.04
2032-01-01	176,049.04	7,335.38	183,384.42	
<b>Total</b>	<b>\$2,007,261.20</b>	<b>\$655,480.45</b>	<b>\$2,662,741.65</b>	

# OWOSSO

## Complete Debt Report for 2010 Unlimited Tax General Ob

### Issuance Information

**Debt Type:** Bonds & contracts payable

**Activity Type:** Government

**Repayment Source:** Tax-Backed

**Issuance Date:** 2010-09-29

**Issuance Amount:** \$960,000

**Interest Rate:** 1.55% to 4.85%

**Maturing Through:** 2030

**Principal Maturity Range:** \$50,000 - \$65,000

**Purpose:** Street Improvements

**Fund Number:**

**Comments:**

### Payment Schedule

Date Due	Interest Rate	Principal	Interest	Payment	Balance
2019-05-01		0.00	16,266.25	16,266.25	\$745,000.00
2019-11-01	3.6	60,000.00	16,266.25	76,266.25	\$685,000.00
2020-05-01		0.00	15,186.25	15,186.25	\$685,000.00
2020-11-01	3.8	60,000.00	15,186.25	75,186.25	\$625,000.00
2021-05-01		0.00	14,046.25	14,046.25	\$625,000.00
2021-11-01	3.95	60,000.00	14,046.25	74,046.25	\$565,000.00
2022-05-01		0.00	12,861.25	12,861.25	\$565,000.00
2022-11-01	4.1	60,000.00	12,861.25	72,861.25	\$505,000.00
2023-05-01		0.00	11,631.25	11,631.25	\$505,000.00
2023-11-01	4.25	60,000.00	11,631.25	71,631.25	\$445,000.00
2024-05-01		0.00	10,356.25	10,356.25	\$445,000.00
2024-11-01	4.4	60,000.00	10,356.25	70,356.25	\$385,000.00
2025-05-01		0.00	9,036.25	9,036.25	\$385,000.00
2025-11-01	4.5	60,000.00	9,036.25	69,036.25	\$325,000.00
2026-05-01		0.00	7,686.25	7,686.25	\$325,000.00
2026-11-01	4.6	65,000.00	7,686.25	72,686.25	\$260,000.00
2027-05-01		0.00	6,191.25	6,191.25	\$260,000.00
2027-11-01	4.65	65,000.00	6,191.25	71,191.25	\$195,000.00
2028-05-01		0.00	4,680.00	4,680.00	\$195,000.00
2028-11-01	4.75	65,000.00	4,680.00	69,680.00	\$130,000.00
2029-05-01		0.00	3,136.25	3,136.25	\$130,000.00
2029-11-01	4.8	65,000.00	3,136.25	68,136.25	\$65,000.00
2030-05-01		0.00	1,576.25	1,576.25	\$65,000.00

Date Due	Interest Rate	Principal	Interest	Payment	Balance
2030-11-01	4.85	65,000.00	1,576.25	66,576.25	
<b>Total</b>		<b>\$745,000.00</b>	<b>\$225,307.50</b>	<b>\$970,307.50</b>	

# Owosso

## Complete Debt Report for

### 2013 UTGO Street Bonds Series II

#### Issuance Information

**Debt Type:** Bonds & contracts payable

**Activity Type:** Government

**Repayment Source:** Tax-Backed

**Issuance Date:** 2013-12-27

**Issuance Amount:** \$990,000

**Interest Rate:** .7% to 4.95%

**Maturing Through:** 2033

**Principal Maturity Range:** \$20,000 - \$70,000

**Purpose:** Street Improvements

**Fund Number:**

**Comments:**

#### Payment Schedule

Date Due	Principal	Interest	Payment	Balance
2019-05-01	0.00	17,672.50	17,672.50	\$850,000.00
2019-11-01	35,000.00	17,672.50	52,672.50	\$815,000.00
2020-05-01	0.00	17,252.50	17,252.50	\$815,000.00
2020-11-01	40,000.00	17,252.50	57,252.50	\$775,000.00
2021-05-01	0.00	16,702.50	16,702.50	\$775,000.00
2021-11-01	45,000.00	16,702.50	61,702.50	\$730,000.00
2022-05-01	0.00	16,016.25	16,016.25	\$730,000.00
2022-11-01	50,000.00	16,016.25	66,016.25	\$680,000.00
2023-05-01	0.00	15,178.75	15,178.75	\$680,000.00
2023-11-01	50,000.00	15,178.75	65,178.75	\$630,000.00
2024-05-01	0.00	14,278.75	14,278.75	\$630,000.00
2024-11-01	55,000.00	14,278.75	69,278.75	\$575,000.00
2025-05-01	0.00	13,220.00	13,220.00	\$575,000.00
2025-11-01	55,000.00	13,220.00	68,220.00	\$520,000.00
2026-05-01	0.00	12,106.25	12,106.25	\$520,000.00
2026-11-01	60,000.00	12,106.25	72,106.25	\$460,000.00
2027-05-01	0.00	10,846.25	10,846.25	\$460,000.00
2027-11-01	60,000.00	10,846.25	70,846.25	\$400,000.00
2028-05-01	0.00	9,541.25	9,541.25	\$400,000.00
2028-11-01	65,000.00	9,541.25	74,541.25	\$335,000.00
2029-05-01	0.00	8,078.75	8,078.75	\$335,000.00
2029-11-01	65,000.00	8,078.75	73,078.75	\$270,000.00
2030-05-01	0.00	6,567.50	6,567.50	\$270,000.00

Date Due	Principal	Interest	Payment	Balance
2030-11-01	65,000.00	6,567.50	71,567.50	\$205,000.00
2031-05-01	0.00	5,023.75	5,023.75	\$205,000.00
2031-11-01	65,000.00	5,023.75	70,023.75	\$140,000.00
2032-05-01	0.00	3,447.50	3,447.50	\$140,000.00
2032-11-01	70,000.00	3,447.50	73,447.50	\$70,000.00
2033-05-01	0.00	1,732.50	1,732.50	\$70,000.00
2033-11-01	70,000.00	1,732.50	71,732.50	
<b>Total</b>	<b>\$850,000.00</b>	<b>\$335,330.00</b>	<b>\$1,185,330.00</b>	

# OWOSSO

## Complete Debt Report for 2018 UTGO Street Bond

### Issuance Information

<b>Debt Type:</b>	Bonds & contracts payable
<b>Activity Type:</b>	Government
<b>Repayment Source:</b>	Tax-Backed
<b>Issuance Date:</b>	2018-12-28
<b>Issuance Amount:</b>	\$5,100,000
<b>Interest Rate:</b>	2.65% to 4.3%
<b>Maturing Through:</b>	2039
<b>Principal Maturity Range:</b>	\$140,000 - \$335,000
<b>Purpose:</b>	Street Improvements
<b>Fund Number:</b>	
<b>Comments:</b>	

### Payment Schedule

Date Due	Interest Rate	Principal	Interest	Payment	Balance
2019-11-01	2.65	0.00	156,928.76	156,928.76	\$5,100,000.00
2020-05-01	2.65	140,000.00	93,225.00	233,225.00	\$4,960,000.00
2020-11-01	2.75	0.00	91,370.00	91,370.00	\$4,960,000.00
2021-05-01	2.75	200,000.00	91,370.00	291,370.00	\$4,760,000.00
2021-11-01	2.85	0.00	88,620.00	88,620.00	\$4,760,000.00
2022-05-01	2.85	205,000.00	88,620.00	293,620.00	\$4,555,000.00
2022-11-01	2.95	0.00	85,698.75	85,698.75	\$4,555,000.00
2023-05-01	2.95	210,000.00	85,698.75	295,698.75	\$4,345,000.00
2023-11-01	3.05	0.00	82,601.25	82,601.25	\$4,345,000.00
2024-05-01	3.05	215,000.00	82,601.25	297,601.25	\$4,130,000.00
2024-11-01	3.15	0.00	79,322.50	79,322.50	\$4,130,000.00
2025-05-01	3.15	220,000.00	79,322.50	299,322.50	\$3,910,000.00
2025-11-01	3.3	0.00	75,857.50	75,857.50	\$3,910,000.00
2026-05-01	3.3	230,000.00	75,857.50	305,857.50	\$3,680,000.00
2026-11-01	3.4	0.00	72,062.50	72,062.50	\$3,680,000.00
2027-05-01	3.4	235,000.00	72,062.50	307,062.50	\$3,445,000.00
2027-11-01	3.55	0.00	68,067.50	68,067.50	\$3,445,000.00
2028-05-01	3.55	240,000.00	68,067.50	308,067.50	\$3,205,000.00
2028-11-01	3.65	0.00	63,807.50	63,807.50	\$3,205,000.00
2029-05-01	3.65	250,000.00	63,807.50	313,807.50	\$2,955,000.00
2029-11-01	3.7	0.00	59,245.00	59,245.00	\$2,955,000.00
2030-05-01	3.7	260,000.00	59,245.00	319,245.00	\$2,695,000.00
2030-11-01	3.8	0.00	54,435.00	54,435.00	\$2,695,000.00



Date Due	Interest Rate	Principal	Interest	Payment	Balance
2031-05-01	3.8	265,000.00	54,435.00	319,435.00	\$2,430,000.00
2031-11-01	3.85	0.00	49,400.00	49,400.00	\$2,430,000.00
2032-05-01	3.85	275,000.00	49,400.00	324,400.00	\$2,155,000.00
2032-11-01	3.9	0.00	44,106.25	44,106.25	\$2,155,000.00
2033-05-01	3.9	280,000.00	44,106.25	324,106.25	\$1,875,000.00
2033-11-01	3.95	0.00	38,646.25	38,646.25	\$1,875,000.00
2034-05-01	3.95	290,000.00	38,646.25	328,646.25	\$1,585,000.00
2034-11-01	4	0.00	32,918.75	32,918.75	\$1,585,000.00
2035-05-01	4	300,000.00	32,918.75	332,918.75	\$1,285,000.00
2035-11-01	4.1	0.00	26,918.75	26,918.75	\$1,285,000.00
2036-05-01	4.1	310,000.00	26,918.75	336,918.75	\$975,000.00
2036-11-01	4.15	0.00	20,563.75	20,563.75	\$975,000.00
2037-05-01	4.15	315,000.00	20,563.75	335,563.75	\$660,000.00
2037-11-01	4.2	0.00	14,027.50	14,027.50	\$660,000.00
2038-05-01	4.2	325,000.00	14,027.50	339,027.50	\$335,000.00
2038-11-01	4.3	0.00	7,202.50	7,202.50	\$335,000.00
2039-05-01	4.3	335,000.00	7,202.50	342,202.50	
<b>Total</b>		<b>\$5,100,000.00</b>	<b>\$2,359,896.26</b>	<b>\$7,459,896.26</b>	