

# PROPOSED BUDGET



FY 2014-2015

## CITY COUNCIL

**Benjamin R. Frederick, Mayor**  
**Christopher Eveleth, Mayor ProTem**

**Lori F. Bailey**

**David B. Bandkau**

**Burton D. Fox**

**Elaine N. Greenway**

**Robert J. Teich, Jr.**

# INDEX

<b>MANAGER'S LETTER</b>	Introduction
<b>BUDGET CALENDAR</b>	1
<b>COMMUNITY PROFILE</b>	2
<b>LOCAL GOVERNMENT PRIMER</b>	3-5
<b>GRAPHIC PRESENTATIONS</b>	
Population	6
General Fund Revenues	7
General Fund Expenditures	8
Taxable Value by Property Class	9
Largest Taxpayers by Taxable Value	10
Arms Length Home Sales	11
Principal Residence Percentage	12
Tax Levy	13
Revenue Sharing	14

## **GENERAL FUND**

Revenues By Classification	15-16
Expenditures By Activity	17-18
Fund Balance	19

## Department Narratives/Expenditure Detail:

City Council	20-21
City Manager	22-23
Finance	24-25
Assessing	26-27
Attorney	28-30
Clerk	31-33
Human Resources	34-36
Treasurer	37-38
Information Technology	39-40
Buildings and Grounds Maintenance	41-42
Cable Commission	43-44
General Administration	45-46
Police	47-48
Fire and Emergency Medical	49-50
Building and Safety	51-53
Public Works	54-55
Leaf/Brush Collection	56-57
Parking	58-60
Community Development	61-62
Parks	63-66
Transfers	67

# INDEX

---

## **SPECIAL REVENUE FUNDS**

Major Street Narrative	68
Revenue By Class	69
Expenditure By Line Item	70-73
Local Street Narrative	74
Revenue By Line Item	75
Expenditure By Line Item	76-77
Map of Trunklines, Major, and Local Streets	78
Community Development Block Grant Fund Narrative	79
Revenue By Class	80
Expenditure By Line Item	81
Housing Narrative	82
Revenue By Class	83
Expenditure By Line Item	84
Historical Commission Narrative	85
Revenue By Class	86
Expenditure By Line Item	87

## **DEBT SERVICES FUNDS**

General Obligation Debt	88-91
Long Term Debt Graph	92-94

## **ENTERPRISE FUNDS**

Fund Narratives/Expenditure Detail:	
Transportation	95-98
Sewer	99-103
Water	104-109
Wastewater	110-113
Fleet Maintenance	114-116

## **COMPONENT UNITS**

Fund Narratives/Expenditure Detail:	
Brownfield Authority:District 283	117-120
Brownfield Authority:District 289	121-124
Brownfield Authority:District 291	125-128
Brownfield Authority:District 292	129-132
Brownfield Authority:District 293	133-136
Downtown Development Authority	137-140
DDA-TIF Map	141

## **CAPTIAL PROJECT FUNDS**

Street Program & DDA Construction Fund	142-147
--	---------



April 7, 2014

Dear Honorable Mayor and Councilmembers:

This constitutes my recommendations to be reviewed as the proposed financial and operations plan and enhanced budget proposal allocating resources and defining expenditure priorities. Pursuant to the *Charter of the City of Owosso*, I transmit a recommended budget for the Fiscal Year (FY) 2014-15, beginning July 1, 2014. The council will now hold a public hearing at least one week before adoption.

The proposed budget is balanced without any tax increases only because of severe cuts in programs and projects that are addressed later.

### **Basis of Budgeting**

The FY2014-15 budget incorporates the *Michigan Uniform Chart of Accounts* as required under Michigan Public Act 451 of 1982 as amended.

Each section of the budget lists account number, FY2012-13 actual, FY2013-14 adopted, year-to-date (July 1, 2013 thru February 28, 2014). The budget format provides a basis for a comparative analysis of expenditures and appropriations by fund, department, activity, and line item classification. In addition, a supplemental document is being provide listing actual back to FY2004-05.

Owosso's financial structure is made up of the general fund and many funds which have specific purposes generally being for legal and accounting purposes and not for budgetary purposes. Those which require addressing are major and local streets; historical; downtown development; brownfield development; building authority; pension; and water supply, sewerage disposal and wastewater collection and treatment.

Other funds of the city can be characterized as trust and agency funds and may be excluded from primary budget consideration.

The basis of budgeting is the same as the basis of accounting used in the city's audited financial statements.

**General Fund** budget, which supports many day-to-day activities of the city, is \$6,853,325 representing a slight increase of \$132,075 from the current year's budget. To make this happen, the fund balance will be reduced by \$3,000.



Of special interest, the proposed general fund budget includes funding for:

- the initial payment (\$140,000) for a new ambulance which will be financed over five years. There is a possibility that some of the cost may come from the USDA Rural Public Safety Agency Grant and Loan Program.
- the purchase of two in car cameras--\$5,300.
- the purchase of a detective car--\$17,800.

### **Major/Local Street Funds**

Owosso maintains 24.41 miles of major streets and 47.53 miles of local streets. Street expenditures in the proposed budget, which support the day-to-day activities such as maintenance and snow plowing, are proposed to be \$1,611,450 less \$252,500 transfer to local streets, resulting in a local street budget of \$597,450. The quality of streets, bridges, sidewalks and storm sewers will continue to decline if more funding is not raised for repairs, maintenance and reconstruction. Without general fund money being transferred, there is insufficient money to do what needs to be done and the streets fail--which our street study documented and which is increasingly obvious to even the casual observer. Without bond money for reconstruction and the help of the state of Michigan through the restoration of revenue sharing and/or the modification of the state street funding formula, we are at a losing game.

Budget projections include:	Major	Local
Gould Street bridge reconstruction	\$630,475	\$ 0
Routine maintenance	\$345,500	\$301,900
Snow removal	\$107,000	\$ 62,300
Tree trimming	\$ 52,200	\$ 82,800

In addition, there is a street capital projects fund which includes \$58,000 for the proposed South Lansing Street parking lot and a minimum of \$125,000 as the local contribution toward the Downtown Infrastructure Grant (DIG) of \$695,264.

### **Historical Commission Fund**

The historical commission fund is extremely confusing due to the unclear responsibilities having a museum (Curwood Castle, Comstock Cabin and Paymaster Building), and a house with an unclear purpose which includes a "kinda" museum and two apartments (Gould House). Besides having the responsibility of preserving historical artifacts (normally the responsibility of an independent body with no city ties, which raises its own revenues), it also has the task of overseeing the above properties with a city appropriation.

The \$106,075 budget includes a \$62,800 city appropriation (\$42,800 from general fund transfer and \$20,000 from \$ commission fund balance) and \$43,275 from rents, fund raising and donations.

### **Downtown Development Authority/Main Street Fund**

The Owosso Downtown Development Authority (DDA)/Owosso Main Street is generally operated independently of the city but is required by law to be a part of the city budget. Revenues in FY2014-15 will be down by \$12,500 because of personal property tax exemptions to \$177,000.



The DDA is also budgeting \$245,000 of bond money toward the Downtown Infrastructure Grant (DIG) match, also addressed under streets where an additional \$125,000 is appropriated. The DDA portion is anticipated to be repaid from the tax increment created by the improvement of the armory building.

### **Brownfield Development Fund(s)**

The brownfield development funds serves as a conduit for refunding tax capture to participants-- ConAgra-TiAl, Robbins Loft, Capitol Bowl, Woodard Station, and the Wessner Building (inactive).

### **Building Authority Fund**

The building authority is an entity which can construct and make improvements to public buildings. The city council can contract with the authority to make some needed improvements to city buildings, which include the immediate replacement of the city hall roof (\$90,000). Because of the payoff of the last improvement (heating and air conditioning upgrades to city buildings) this can be accomplished without a tax levy increase. This is not part of the proposed budget but will be covered in a budget work session.

### **Pension Fund(s)**

Information about the actual pension fund contribution requirement has not been received; therefore, the same amount as in FY2013-14 (\$701,388) is being used. The possibility of bonding the outstanding balance awaits action on House Bill 5279 introduced by representative Ben Glardon.

### **Water Supply, Sewerage Disposal and Wastewater Collection and Treatment Funds**

These funds support the day-to-day activities of the water treatment plant and distribution system and the wastewater collection and treatment plant. These are enterprise funds and are treated separately from this budget, and were addressed in multi-year budget in FY2012-13.

### **Setting the Stage for Fiscal Year 2014-15**

Difficult economic times in Michigan continue. High unemployment rates persist, difficult and painful economic developments are covered in the newspaper headlines all too often, and state government continues to wrestle with these and other developments. The state's problems have been shifted to the local units of government, as businesses enjoy tax cuts and the state government grows a surplus while revenue levels for the state's local units of government remain stagnant or decline. Expenses continue to grow, as important and significant costs such as retiree pension and healthcare costs keep escalating. It appears that municipalities around the state are in actual and persistent danger of becoming financially insolvent. City management and elected leaders have considered and will continue to address many complex issues when establishing the upcoming year's budget, such as tax rates, fees, labor requirements and service programs.

Simply stated, Michigan local governments continue in a state of crisis. Nothing less than a profound change in our state's municipal finance model will resolve this crisis in the long term. Owosso city government has been heading for trouble since the decline of property values statewide. The fiscal year ending June 30, 2012 was the first year we experienced a decrease in fund balance. Some budgeted



shortfalls were anticipated but did not materialize, primarily due to layoffs, not filling positions and eliminating programs. For example, full-time staffing has fallen from 106 in FY1994-95 to 104 FY2004-05 to 85 today. This budget includes a further reduction.

The city has been cutting expenses and becoming more efficient for years, but the revenue declines will overtake us and are here to stay.

The shortfalls are only going to continue and will actually increase, as this is part of the structural problem with the municipal finance model in Michigan, defined by these and other factors:

- no upside for a built-up, older community with no open land;
- no big development to boost revenue by local taxation;
- our only option is to work within inflation-based revenue growth;
- taxable value of property has decreased dramatically by double digit percentages and has only begun to increase--this year by \$1,690,429;
- tax abatements have reduced annual income by \$96,833;
- property tax cannot, by Michigan constitution, ever return to past levels; and
- state constitutional limitations and the Headlee Amendment rollbacks do not provide for sufficient millage rate restoration even by voter initiative or approval.

Now in FY2014-15 we must project continued decline of income from property taxes and frozen state shared revenues.

### **Economic Realities Facing Owosso**

Taxable values: Property tax only covers 49% of operating expense. This had always gone up by inflation but now will be a decrease -- we have lost \$712,699 this year compared to FY 2008-09.

State shared revenue, now called EVIP: We have to rely on state revenue sharing for 23% of operating expense.

Investment earnings: Besides the hit to revenue, this is also affecting the pension funds which translate directly into higher contributions from the general fund, as the pension fund is now only 89.7% funded.

Personal property tax reform: This will reduce general fund revenue by an estimated \$57,212 in FY2014-15.

State constitutional provisions (Proposal A and Headlee Amendment): These, combined with the implosion of property values, have created our issue. Growth in the taxable value of each parcel is limited to the lesser of five percent or inflation until the sale of that property, and increases in the value of the total tax base greater than inflation (excluding new construction, but including that caused by the sale of property) result in tax rate rollbacks. Of course, expenses for pensions, health care, and other necessities purchased by local government are not constitutionally limited and for pensions are constitutionally protected. Everything is working against a stable local government, to the point where basic services are threatened.

When adjusted for inflation in costs, taxable value of a parcel will never return to 2008 levels. Excluding the inflationary costs and even assuming a phenomenal 10% growth in S.E.V. annually, the taxable value per parcel will creep back to actual 2008 levels in about 20 years.



## **Organizational Solvency**

While no Michigan community should be planning on an increase in revenue unless it has a huge new development, Owosso suffers more than most others, as it is an older community with little ability to expand.

## **The Question of Cash Solvency**

Historically, Owosso has always been cash solvent and I would expect it to remain so for the foreseeable future. Cash insolvency occurs only when a city has a repeated history of budget insolvency leading to long-term insolvency. This budget, as presented, is cash solvent.

## **The Plan for Yearly Budget Solvency**

The proposed FY2014-15 budget meets the test of budget solvency, as it is balanced and complies with state law, with drawing only \$3,000 of the unassigned leftover fund balances from past years to do it.

In reality, without the lease purchase the ambulance the FY2014-15 budget is \$7,925 less than the current FY2013-14. With the financing proposal the F 2014-15 general fund budget is \$132,075 more adopted FY2013-14 budget.

## **Amended Budget Possibilities for FY2014-15**

In preparing budgets and appropriations, the goal is to avoiding budgeting potential grant or matching fund projects unless official approval has been received. For example, the DIG is budgeted because the approval was received and the grant documents executed. There is the possibility that several other grant and matching fund projects might be approved during FY2014-15, which will require budget amendments. One such possibility is improvements to the public safety building and replacement of heating and air conditioning units in several buildings.

## **Our Long-Range Solvency**

As this year's budget document attests, we are maximizing our resources. The future solvency of Owosso will require very difficult decisions, including:

- consideration of a Headlee override (for public safety, parks and recreation, etc.) and/or
- adoption of an income tax to partially replace the property tax.

The state of Michigan has balanced its budget while actually making service delivery harder at the local level.

Owosso's budget for FY2014-15 reflects the times in which we live today. Owosso has trimmed payroll costs, maintenance costs, health insurance costs, training costs, and infrastructure investment at a time when demands for service (police, ambulance, code enforcement, vacant and dangerous building monitoring and abatement, etc.) have been the greatest.

Owosso has faced revenue declines since 2008. To date, overall resources have decreased, especially private property value in the community. The revenues that are quicker to rebound, such as sales and



income taxes, have been cut by the state of Michigan. While the state has built over a \$3 billion surplus, it has left the cities with a dying tax base inadequate for our times. No manner of so-called "cuts" or service sharing will reduce the cost of operations enough to offset these losses. Combining that with millage caps and no other revenue sources, along with the personal property tax reductions, means all Michigan cities slide toward insolvency and will eventually become like Flint or Detroit, making most of this other work pointless.

### **Service Delivery Solvency**

This budget contains appropriations for all anticipated expenditures. All services are expected to remain viable with the modifications proposed. This budget fails to meet Owosso's core service needs for FY2014-15.

In FY2013-14 the city postponed the following and will continue to postpone for the foreseeable future:



In FY2014-15 the following needs have been eliminated or kicked down the road:



There remains a question of long-range service delivery. If revenues remain restricted or decrease and expenditures continue to increase, there will be no other option than to reduce services by further elimination.

### **Key Fiscal Practices**

The budgets of the past few years and this coming next are more about staying on course toward meeting the city's primary goals, addressing its priorities, and making significant progress even in difficult times.

The financial and operating plan has the objectives of ensuring that this local government can provide the necessary governmental services essential to the public health, safety and welfare on an ongoing and sustainable basis and protects the continued financial viability of this local government.

Obviously, this cannot continue without obtaining additional revenues. As we enter the new fiscal year, we must examine revenue alternatives that require implementation, which include:

- increasing lease charges to the Shiawassee District Library;
- implementing a city income tax;
- obtaining a Headlee override--public safety, parks and recreation;
- enacting an advertising tax to fund SEDP and the historical properties as was proposed in 2013-14;
- increasing the trash collection tax;
- increasing the cable franchise fee;
- creating special assessment districts for street lighting and storm drainage; and/ or
- establishing a mobile home tax.

This is probably the ugliest and most difficult budget that I have prepared since my first one in 1968. The decisions required are not those that win popularity contests immediately; however, failure to make at least some of these difficult decisions will be the difference between the city's continued stability or the start of its severe slid downhill.

I respectfully submit this budget.

Donald D. Crawford  
City Manager



**CITY OF OWOSSO**  
**BUDGET CALENDAR**  
**2014-2015**

April 7, 2014	Budget Proposal to Council
April 11, 2014	Budget Available to Public
April 21, 2014	Council Sets Public Hearing
April 23, 2014	Public Notice on Budget
May 5, 2014	Public Hearing on Budget
May 19, 2014	Adopt 2014/2015 Budget
June 16, 2014	Amend 2013/2014 Budget

## COMMUNITY PROFILE

The name Owosso was adapted in 1840 from the name of a famous Chippewa Indian chieftain called “Wasso”.

Owosso, the largest city in Shiawassee County, with a population of 15,194 (2010 Census) and area equal to 4.45 square miles, is a widely diversified industrial and commercial center in the midst of a highly agricultural county.

It became an incorporated city in 1859, and early founders and planners may have had an eye to the future of the community. Shade trees were planted in the early days, and Owosso’s many tree-lined streets testify to the thoughtfulness of these plantings.

The main streets, now the business district of the community, were planned wide enough to alleviate congestion, so prevalent in other cities.

Owosso is an attractive place in which to live and work, and its short distance from other major Michigan markets make it an ideal mid-Michigan location for commerce and industry.

There are 120 acres of parks and playgrounds in Owosso, as well as two auditoriums for the performing arts, an outdoor amphitheater, and an art museum. Recreation in the area includes a four-mile river walkway, roller-skating rink, skate boarding, an in-city lake for fishing, golf courses and many other facilities for sports and fitness.

Within a 90 minutes’ drive of Owosso lie Lansing, Flint and Detroit, offering area residents enhanced educational, cultural, and recreational opportunities, including access to professional sporting events.



# LOCAL GOVERNMENT PRIMER FOR CITIZENS

The City of Owosso operates under the council-manager form of government. Simply stated, all power is concentrated in the city council that employs a city manager to implement its policies and oversee the day to day operations of the city.

The limits of local government authority are determined by the state constitution, statutes, and the charter approved by voters in 1964. City council exercises this authority through the adoption of ordinances and policies, including the annual budget. Some provisions of the charter and ordinances establish other boards and commissions with responsibility for making recommendations or decisions concerning city policies and overseeing certain programs and activities of the city. The City also participates in several regional boards and commissions which implement regional agreements that cooperatively provide services for the entire area. In Owosso, the boards and commissions are:

## BOARD OR COMMISSION

## PURPOSE

Board of Review	Hears appeals from property owners regarding their tax assessments
Brownfield Redevelopment Authority	Uses financing mechanisms to redevelop obsolete and contaminated industrial and commercial properties
Building Authority	Finances construction of public improvements on which lease revenues can be generated
Building Board of Appeals	Makes decisions concerning variances from the provisions of various construction codes
Cable Access Advisory Commission	An advisory body with regard to all aspects of the public access cable service in the City of Owosso
Downtown Development Authority	Plans for and promotes the central business district
Downtown Historic District Commission	Oversees implementation of the State Historic District encompassing the downtown
Employees Retirement System Board of Trustees	Oversees the administration of the City retirement system, including investment of its funds
Historical Commission	Oversees Curwood Castle, Gould House, Comstock Cabin, Paymaster building and

	collection of historical artifacts
Local Development Finance Authority	Fosters industrial development through the use of financing mechanisms necessary to develop supportive public infrastructure
Mid-County Wastewater Treatment Plant Review Board	Makes decisions concerning the Plant governed by the 1977 Agreement between the Cities of Corunna and Owosso and the Townships of Caledonia and Owosso
Owosso Parks and Recreation Commission	Plans for quality park and recreation opportunities based upon cost, efficiency and community need
Planning Commission	Makes recommendations to City Council regarding the zoning ordinance and zoning map
Shiawassee Airport Board	Oversees all areas of operation of the Owosso Community Airport
Shiawassee Area Transportation Agency (SATA)	Owns, operates and finances public transit systems in conjunction with other municipalities
Shiawassee Council on Aging	Provides services to area senior citizens
Shiawassee District Library	Offers a variety of formats, materials, and services to provide for the informational and educational needs of the community members and to encourage the appreciation of reading
Westtown Corridor Improvement Authority	Plans for and promotes the revitalization and redevelopment of commercial properties located in the Westtown Corridor Improvement District
Zoning Board of Appeals	Makes decisions concerning variances from the provisions of the zoning ordinance

These boards and commissions include citizens from the community and offer an opportunity for residents to become involved in city government.

On occasion the City Council will establish ad-hoc committees who, unlike the boards and commissions referenced above are not long standing committees but instead are established to serve and carry out a specific purpose for the council. In May 2008 the City Council established The Blue Ribbon Committee, a group of community residents appointed by the City Council for the purpose of creating a cohesive forward vision for



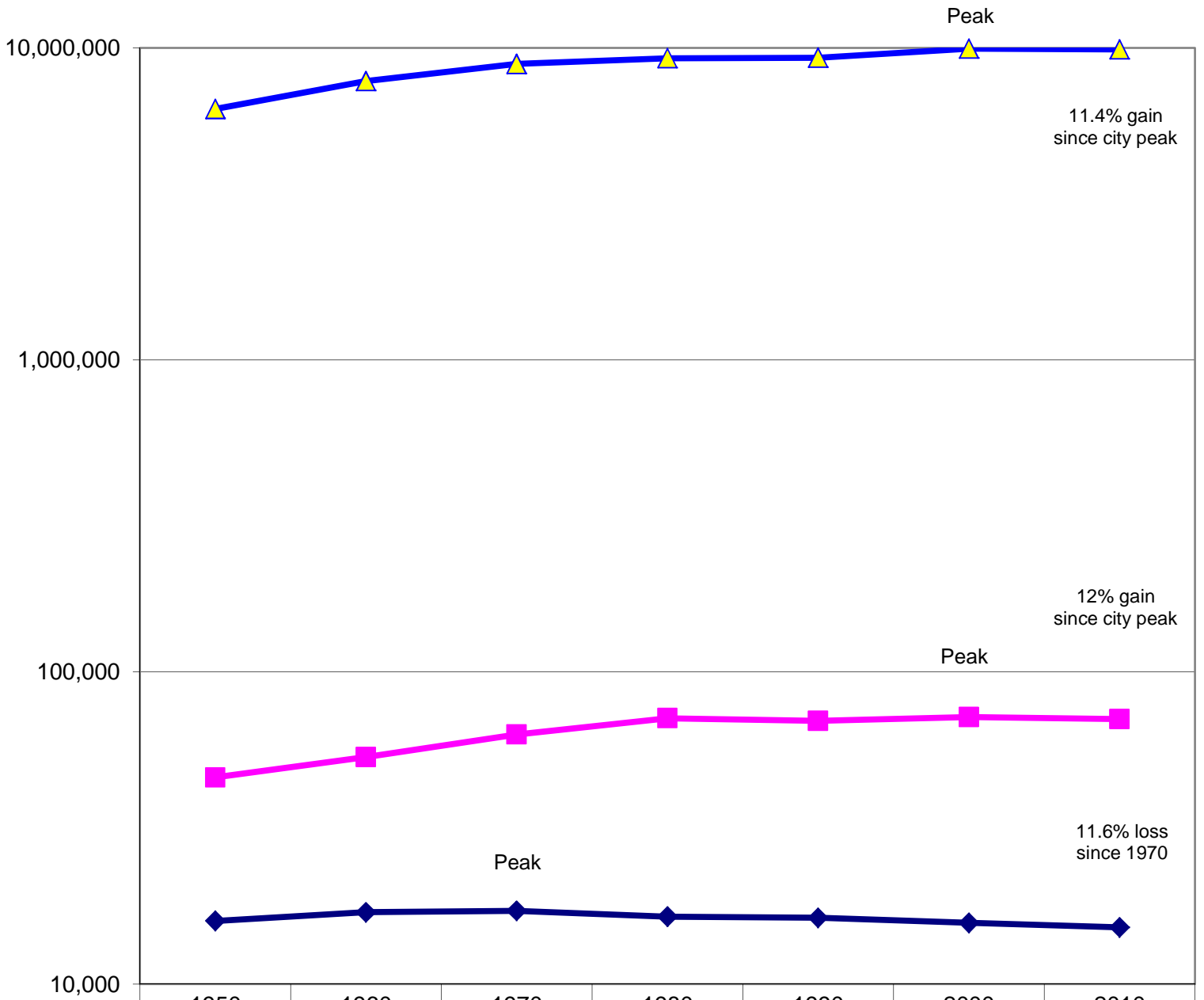
the City of Owosso. This committee set a vision for Owosso's future and defined a strategic direction for attaining that vision so that each citizen may enjoy a high quality of life and a strong sense of place and pride in our community. The Blue Ribbon Committee successfully completed its work and presented its report to the City Council on January 5, 2009.

Citizen involvement and input is an important component of the democratic system of government. Many of the major decisions that the city council makes follow public hearings in which citizens comment is received. In fact, public hearings are the first item on the city council's agenda for its meetings. After public hearings, citizens are also provided two opportunities to make comments to the council about any issue of interest to them. Further, residents may choose to write to council or staff members, call them with their questions or concerns, or comment through the City website at [www.ci.owosso.mi.us](http://www.ci.owosso.mi.us).

Once the city council has enacted an ordinance or established a policy, it is the job of the city manager to insure that it is implemented. In many cases, this will involve directing staff employed for that purpose and overseeing their actions. Many of the decisions of the city council involve the basic municipal services which the city is in the business of providing –public safety, streets and roads, parks, utilities and the like. As a result, much of the activity of city staff is for the purpose of insuring that these services are effectively provided.

To pay the bills associated with its operations, the city must generate revenue. While most people think of the property tax as the primary source of money for city operations, in fact this tax only covers the cost of providing police and fire services. Other major sources of funding for the city are water and sewer charges and the local share of state taxes, such as the gas and weight tax and sales tax. These taxes and fees comprise the majority of the dollars necessary to finance city operations.

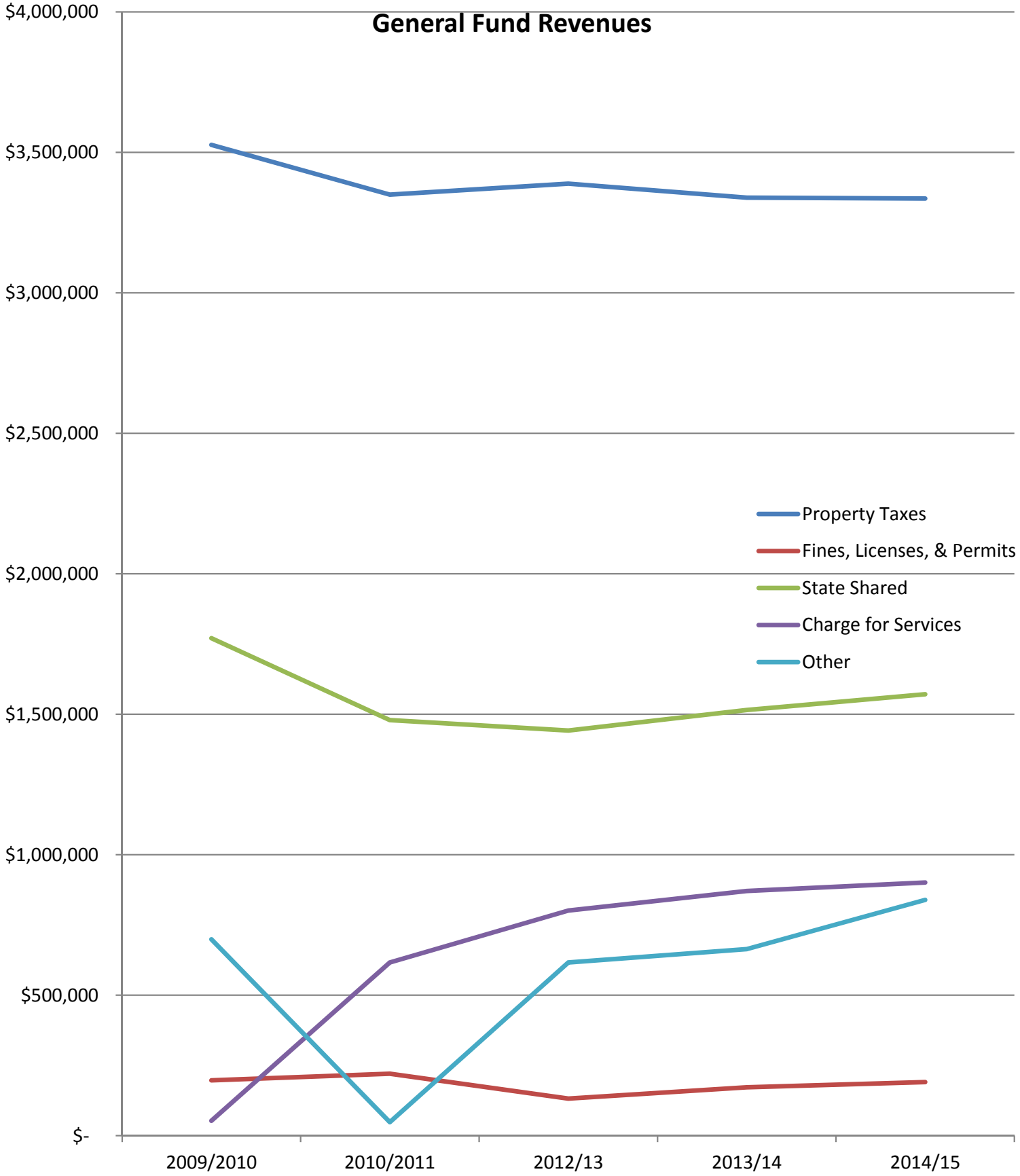
## Population Comparison



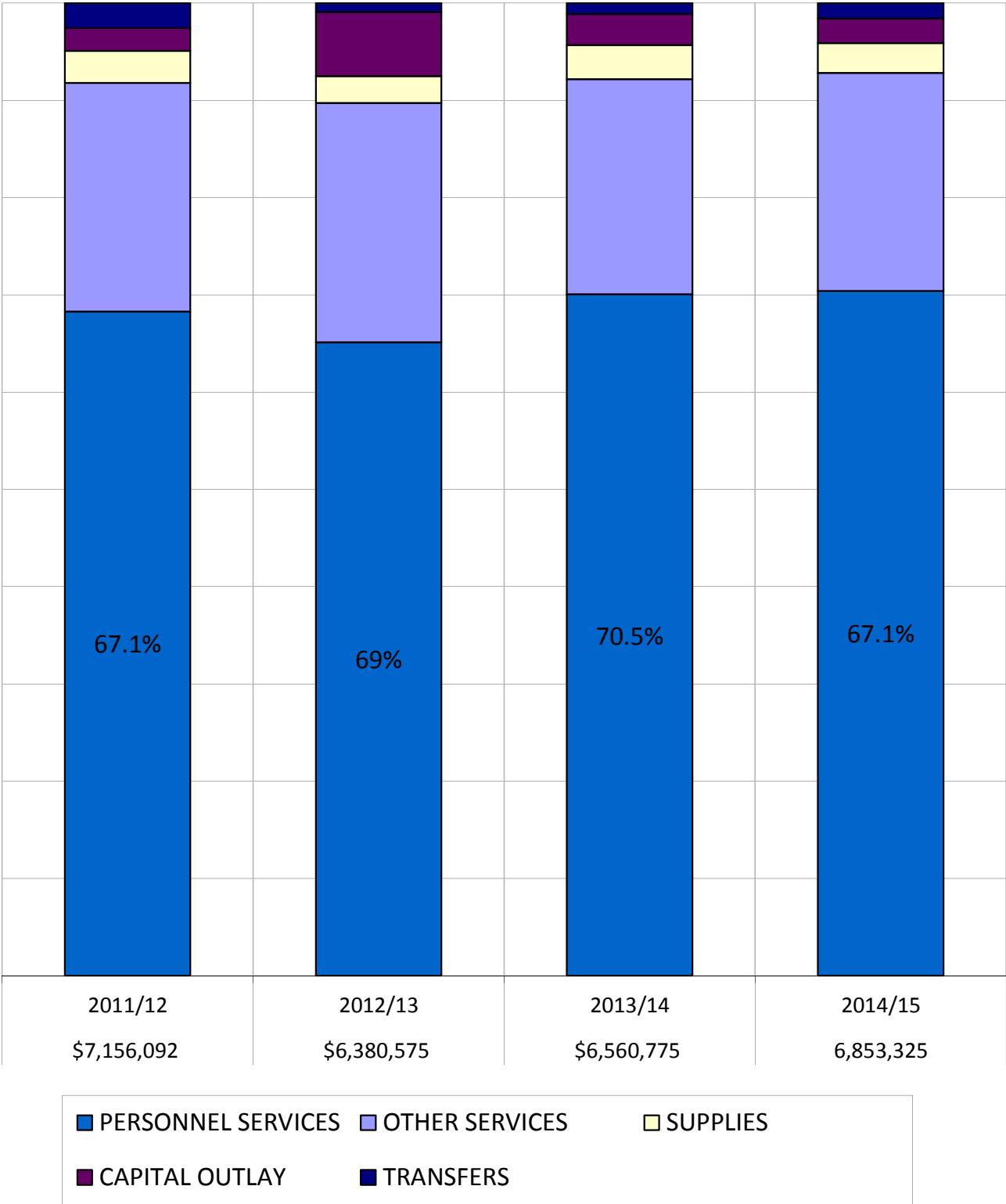
	1950	1960	1970	1980	1990	2000	2010
◆ City	15,948	17,006	17,179	16,455	16,322	15,713	15,194
■ County	45,967	53,446	63,075	71,140	69,770	71,687	70,648
▲ State	6,371,766	7,823,194	8,875,083	9,262,078	9,295,297	9,938,444	9,883,640



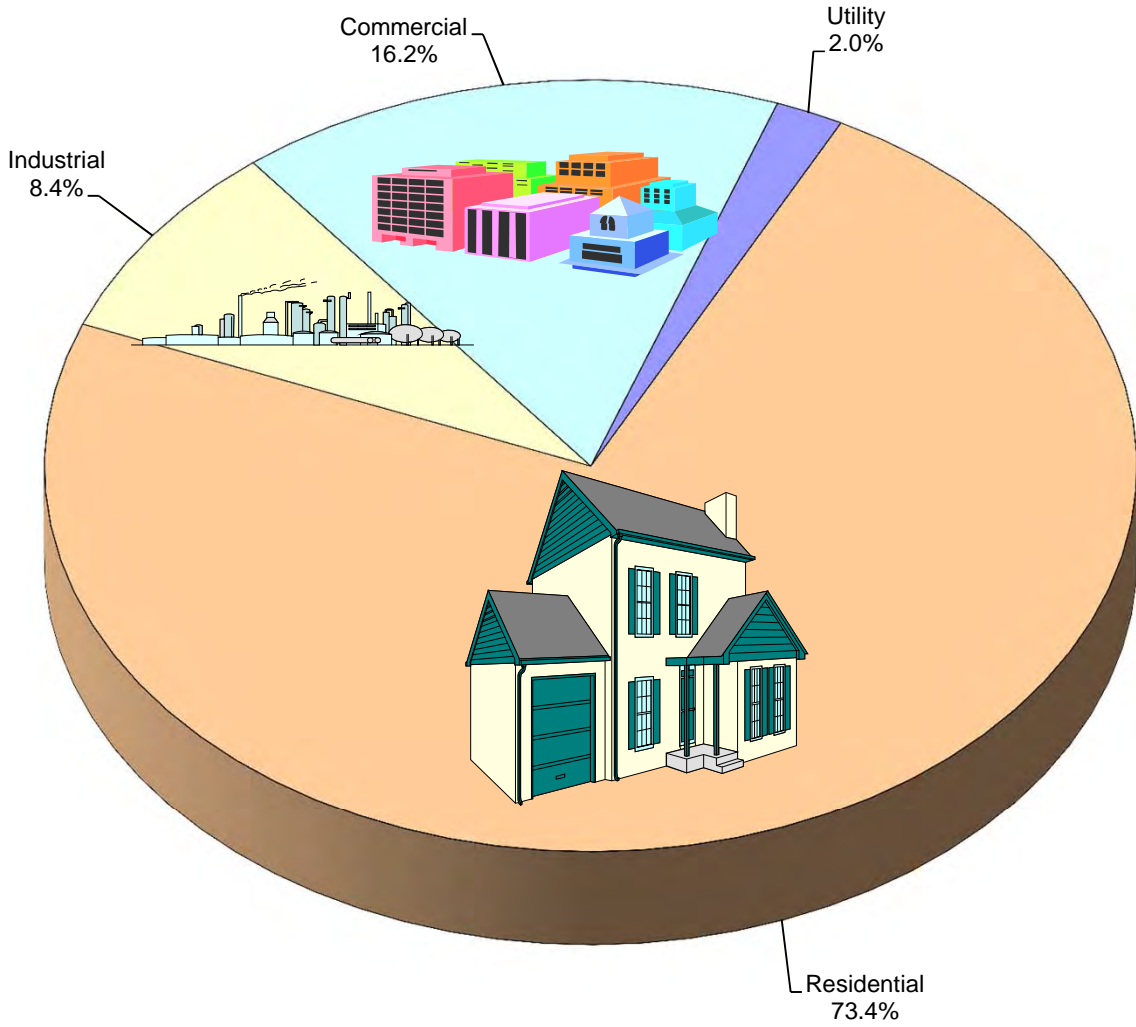
# General Fund Revenues



### GENERAL FUND EXPENDITURES BY ACCOUNT CLASS



# Taxable Value by Property Class



# City of Owosso

## 2014

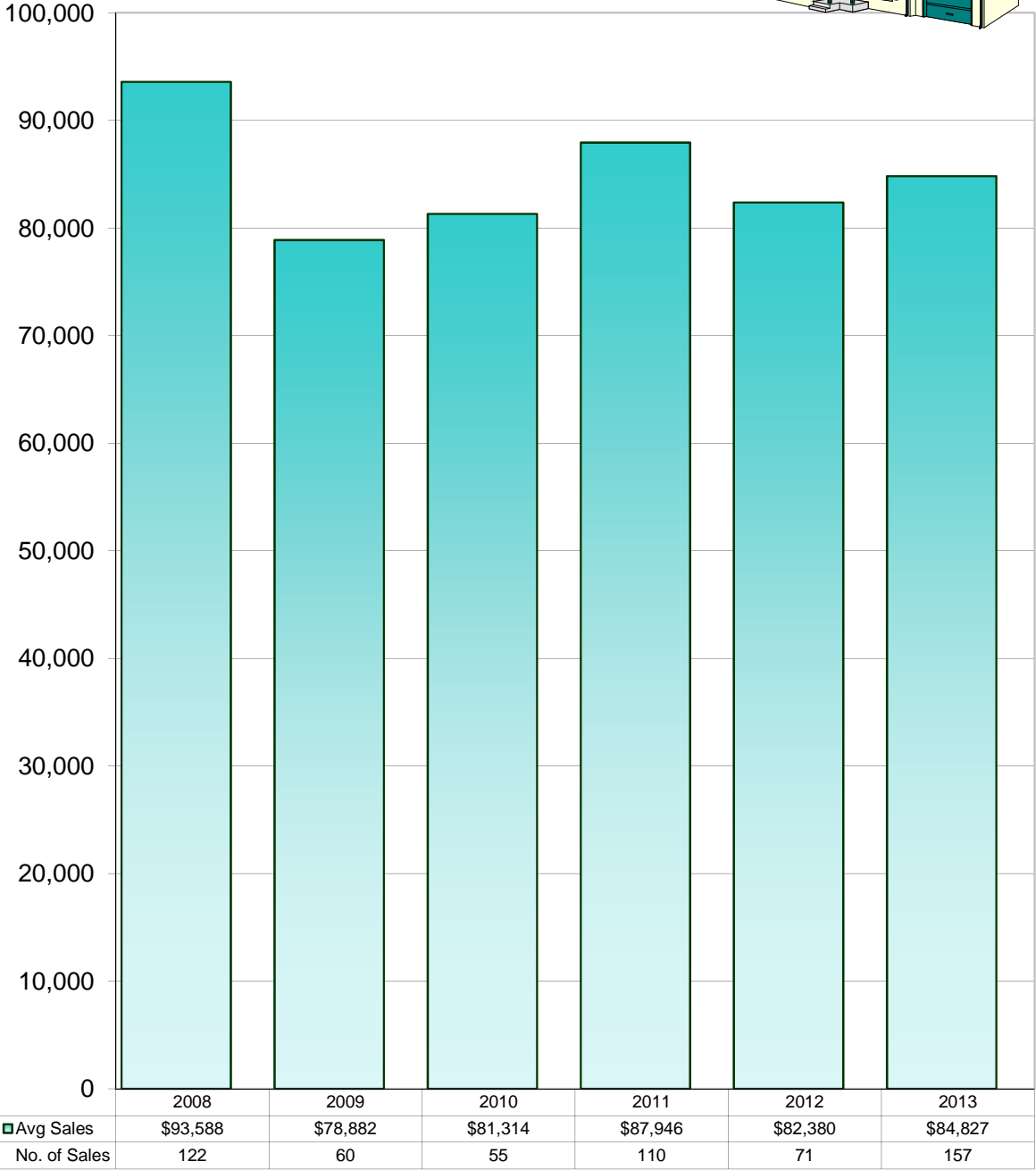
### PROFILE OF THE TEN LARGEST VALUE PROPERTIES

<b>Consumers Energy, CO</b>	Gas & Electric Utility	2.08%
<b>Machine Tool &amp; Gear</b>	Manufacturer	1.38%
<b>Woodard -CM, LLC</b>	Manufacturer	1.36%
<b>Oliver Woods Retirement Village</b>	Retirement Complex	0.83%
<b>Toledo Commutator, Co</b>	Manufacturer	0.67%
<b>Ginger Square</b>	Apartment Complex	0.66%
<b>Memorial Medical Assoc</b>	Medical	0.49%
<b>Advanced Drainage Sys.</b>	Manufacturer	0.49%
<b>Carolina Properties, LLC</b>	Apartment Complex	0.45%
<b>Sun Candlewick, LLC</b>	Mobile Home Park	0.43%

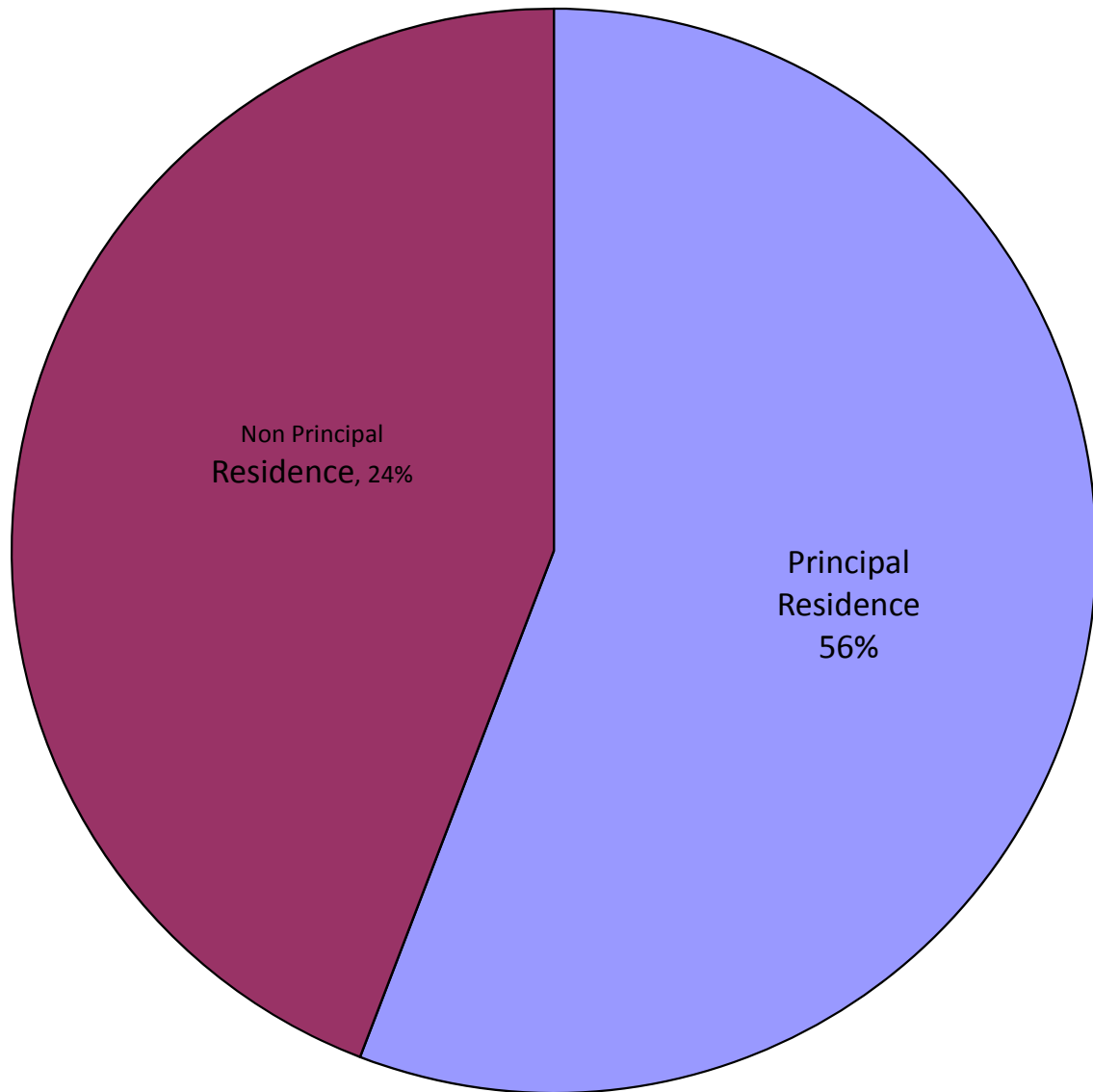
Source: City Assessor's Office



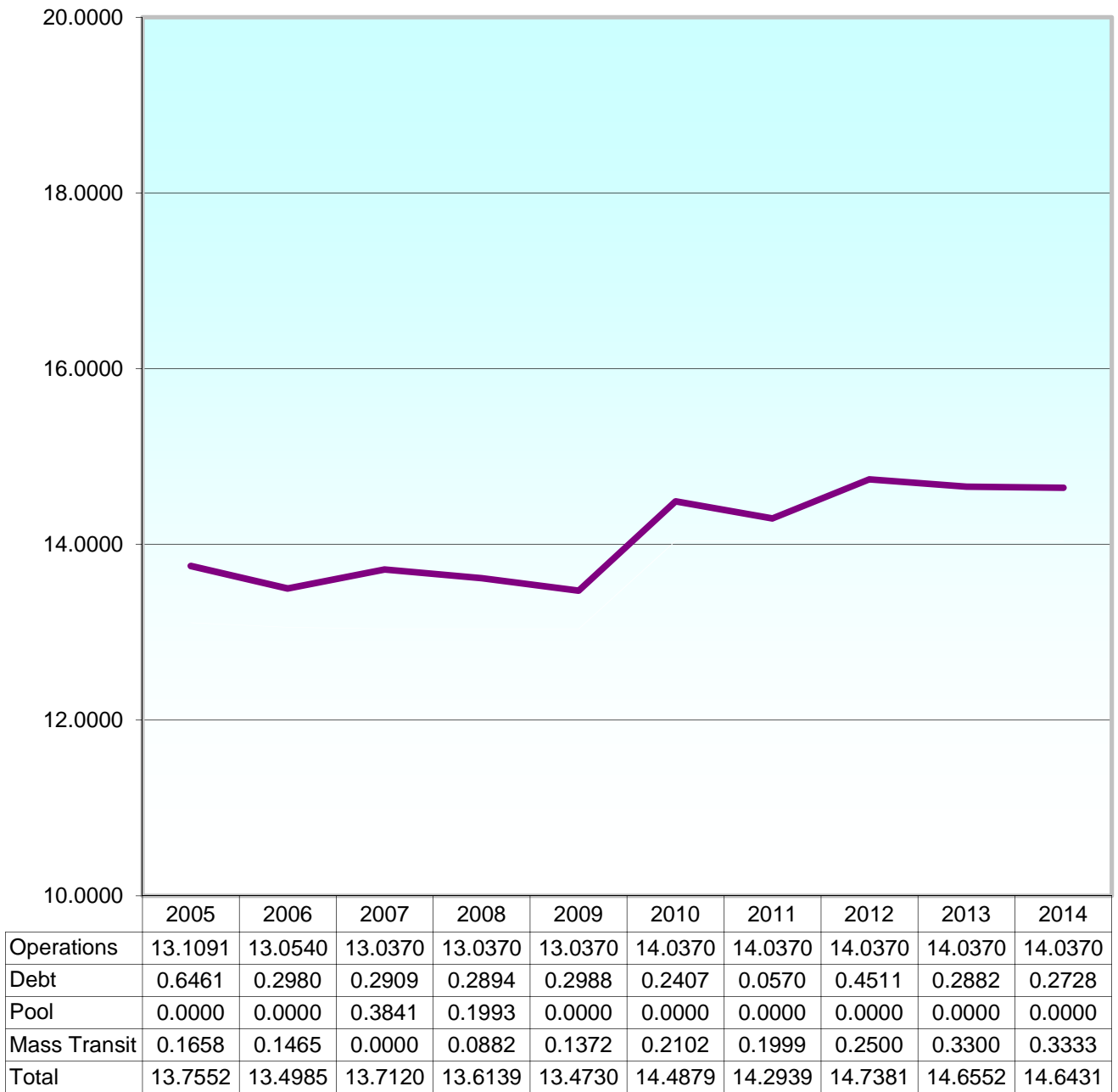

# Arms Length Home Sales



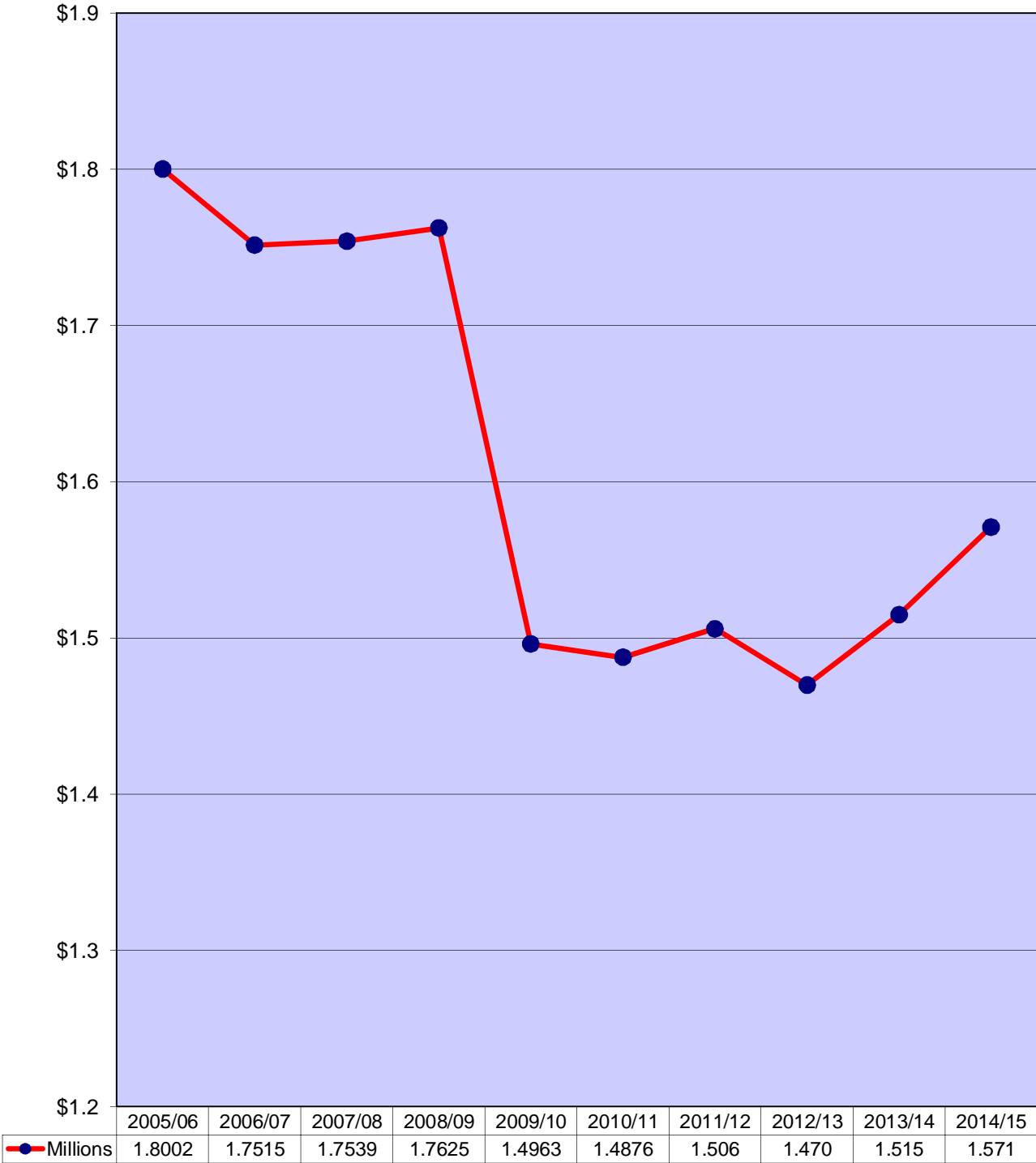
## Principal Residence as Percent of Housing Stock



# City Tax Levy



Revenue Sharing  
State Sales Tax





GL NUMBER	DESCRIPTION	2012-13 ACTUAL	2013-14 ADOPTED BUDGET	2013-14 ACTIVITY THRU 02/28/14	2014-15 PROPOSED BUDGET
Fund 101 - GENERAL FUND					
ESTIMATED REVENUES					
Dept 000					
TAXES					
101-000-401.403	GENERAL PROPERTY TAX	3,276,829	3,172,275	3,333,390	3,219,850
101-000-401.424	TRAILER PARK TAXES	890	900	582	900
101-000-401.430	INDUSTRIAL/COMMERCIAL FACILITIES	18,223	27,075	31,303	25,300
101-000-401.431	OBSOLETE PROPERTY REHAB TAXES(O	1,957	1,425	1,442	1,875
101-000-401.432	NEIGHBORHOOD ENTERPRISE ZONE R	24	750	1,543	750
101-000-401.443	ADMINISTRATION FEES	69,058	68,750	61,487	68,400
101-000-401.445	COLLECTION & INTEREST ON TAXES	17,800	17,500	9,914	18,500
	TAXES	3,384,781	3,288,675	3,439,661	3,335,575
LICENSES & PERMITS					
101-000-450.452	PERMITS-BUILDING	65,519	52,800	41,885	58,500
101-000-450.453	LIQUOR LICENSES	8,986	8,500	9,116	9,600
101-000-450.454	PERMITS-ELECTRICAL	22,329	21,300	9,681	18,600
101-000-450.455	PERMITS-PLUMBING & MECHANICAL	34,881	26,800	21,516	31,600
101-000-450.460	MISCELLANEOUS LICENSES	1,431	500	1,485	1,800
101-000-450.477	PERMITS-HANDGUNS	0	0	340	400
101-000-450.478	DOG LICENSES	78	150	0	0
	LICENSES & PERMITS	133,224	110,050	84,023	120,500
FEDERAL GRANTS					
101-000-501.505	FEDERAL GRANT - DEPT OF JUSTICE	69,116	62,500	15,647	50,950
101-000-501.506	GRANT-FEDERAL	900	0	595	0
	FEDERAL GRANTS	70,016	62,500	16,242	50,950
STATE SOURCES					
101-000-539.531	LOCAL GRANT	4,200	0	1,000	0
101-000-539.568	GRANT-RECREATION	3,800	29,450	0	0
101-000-539.575	REVENUE SHARING-CONSTITUTIONAL	1,471,924	1,524,000	780,522	1,571,175
	STATE SOURCES	1,479,924	1,553,450	781,522	1,571,175

GL NUMBER	DESCRIPTION	2012-13 ACTUAL	2013-14 ADOPTED BUDGET	2013-14 ACTIVITY THRU 02/28/14	2014-15 PROPOSED BUDGET
<b>CHARGES FOR SERVICES</b>					
101-000-600.625	VACANT PROPERTY REGISTRATION/IN	10,975	8,500	6,505	10,100
101-000-600.626	CHARGE FOR SERVICES RENDERED	12,241	66,150	9,542	65,325
101-000-600.627	DUPLICATING SERVICES	2,323	4,000	3,313	5,100
101-000-600.628	RENTAL REGISTRATION	2,275	45,000	49,275	2,500
101-000-600.629	AMBULANCE CHARGES	176,169	208,000	120,325	178,000
101-000-600.630	AMBULANCE MILEAGE CHARGES	94,120	99,500	116,243	123,000
101-000-600.631	AMBULANCE/ ADVANCED LIFE SUPPO	331,076	385,000	290,967	398,600
101-000-600.633	FIRE SERVICES	5,500	4,000	3,500	5,500
101-000-600.642	CHARGE FOR SERVICES - SALES	1,225	800	1,270	1,950
101-000-600.647	CABLE TELEVISION FRANCHISE FEES	105,059	101,000	83,805	111,000
101-000-600.648	TREE PLANTING	5,065	0	0	0
101-000-600.651	RECREATION	84	0	648	0
	<b>CHARGES FOR SERVICES</b>	<b>746,112</b>	<b>921,950</b>	<b>685,393</b>	<b>901,075</b>
<b>FINES &amp; FORFEITS</b>					
101-000-655.655	PARKING VIOLATIONS	17,002	17,500	8,987	14,900
101-000-655.659	PARKING LEASE INCOME	14,260	9,800	6,445	10,600
101-000-655.660	ORDINANCE FINES & COSTS	36,094	34,900	24,618	57,300
	<b>FINES &amp; FORFEITS</b>	<b>67,356</b>	<b>62,200</b>	<b>40,050</b>	<b>82,800</b>
<b>INTEREST &amp; RENTS</b>					
101-000-662.000	DRUG FORFEITURES-ADJUDICATED	175	0	0	0
101-000-664.664	INTEREST INCOME	16,017	35,000	21,343	35,000
101-000-664.665	INTEREST INCOME-RESTRICTED ASSET	3	0	2	0
101-000-664.668	RENTAL INCOME	2,090	12,700	1,880	2,400
	<b>INTEREST &amp; RENTS</b>	<b>18,285</b>	<b>47,700</b>	<b>23,225</b>	<b>37,400</b>
<b>OTHER REVENUE</b>					
101-000-671.673	SALE OF FIXED ASSETS	8,147	7,000	5,698	3,600
101-000-671.675	DONATIONS-PRIVATE	5,469	12,250	3,863	0
101-000-671.677	DONATIONS-SMOKE HOUSE	25	0	50	0
101-000-671.687	INSURANCE REFUNDS	252,638	108,725	116,456	0
101-000-671.692	RECOVERY OF BAD DEBTS	2,128	2,500	1,535	2,000
101-000-671.694	MISCELLANEOUS	2,660	2,000	1,478	2,500
101-000-695.676	WASTEWATER UTIL. ADMIN REIMB	162,989	174,000	105,854	171,700
101-000-695.677	CITY UTILITIES ADMIN REIMB	268,000	269,000	179,332	270,000
101-000-695.678	DDA/OBRA REIMBURSEMENT	3,558	2,550	0	3,550
101-000-695.695	ACT 51 ADMIN REIMBURSEMENT	104,075	96,700	71,461	99,500
	<b>OTHER REVENUE</b>	<b>809,689</b>	<b>674,725</b>	<b>485,727</b>	<b>552,850</b>
<b>OTHER FINANCING SOURCES</b>					
101-000-695.698	OTHER FINANCING SOURCES	22,340	0	0	198,000
101-000-695.699	APPROPRIATION OF FUND BALANCE	0	0	0	3,000
	<b>OTHER FINANCING SOURCES</b>	<b>22,340</b>	<b>0</b>	<b>0</b>	<b>201,000</b>
<b>Totals for dept 000-</b>		<b>6,731,727</b>	<b>6,721,250</b>	<b>5,555,843</b>	<b>6,853,325</b>
<b>TOTAL ESTIMATED REVENUES</b>		<b>6,731,727</b>	<b>6,721,250</b>	<b>5,555,843</b>	<b>6,853,325</b>

GL NUMBER	DESCRIPTION	2012-13 ACTUAL	2013-14 ADOPTED BUDGET	2013-14 ACTIVITY THRU 02/28/14	2014-15 PROPOSED BUDGET
Fund 101 - GENERAL FUND					
APPROPRIATIONS					
Function: GENERAL SERVICES					
Totals for dept 101-CITY COUNCIL		2,547	4,100	1,886	4,100
Totals for dept 171-CITY MANAGER		124,275	132,550	85,142	137,800
Totals for dept 201-FINANCE		145,782	138,050	82,868	147,200
Totals for dept 209-ASSESSING		109,018	119,125	50,214	118,975
Totals for dept 210-CITY ATTORNEY		109,126	122,000	69,441	112,000
Totals for dept 215-CLERK		225,362	200,950	97,365	224,800
Totals for dept 226-HUMAN RESOURCES		170,044	181,225	98,872	184,550
Totals for dept 253-TREASURY		219,276	242,425	116,872	234,875
Totals for dept 258-INFORMATION & TECHNOLOGY		149,345	166,975	101,368	135,775
Totals for dept 299-GENERAL ADMIN		547,894	346,100	303,201	426,350
Total - Function GENERAL SERVICES		1,802,669	1,653,500	1,007,229	1,726,425
Function: COMMUNITY DEVELOPMENT					
Totals for dept 370-BUILDING AND SAFETY		145,292	154,000	85,916	158,350
Totals for dept 728-COMMUNITY DEVELOPMENT		118,406	120,600	78,610	115,200
Total - Function COMMUNITY DEVELOPMENT		263,698	274,600	164,526	273,550
Function: PUBLIC SAFETY					
Totals for dept 300-POLICE		1,706,673	1,855,700	1,070,682	1,819,925
Totals for dept 335-FIRE		1,948,902	1,597,675	915,707	1,774,525
Total - Function PUBLIC SAFETY		3,655,575	3,453,375	1,986,389	3,594,450

GL NUMBER	DESCRIPTION	2012-13 ACTUAL	2013-14 ADOPTED BUDGET	2013-14 ACTIVITY THRU 02/28/14	2014-15 PROPOSED BUDGET
Function: PUBLIC WORKS					
Totals for dept 265-BUILDING & GROUNDS		150,456	159,400	96,738	147,675
Totals for dept 441-PUBLIC WORKS		473,636	517,775	457,991	472,725
Totals for dept 528-LEAF AND BRUSH COLLECTION		210,725	199,300	142,172	210,650
Totals for dept 585-PARKING		49,519	20,700	27,432	95,700
Total - Function PUBLIC WORKS		884,336	897,175	724,333	926,750
Function: RECREATION					
Totals for dept 756-PARKS		253,517	338,650	238,088	213,100
Total - Function RECREATION		253,517	338,650	238,088	213,100
Function: TRANSFERS					
Totals for dept 966-TRANSFERS OUT		79,108	103,950	34,276	119,050
Total - Function TRANSFERS		79,108	103,950	34,276	119,050
TOTAL APPROPRIATIONS		6,938,903	6,721,250	4,154,841	6,853,325



GL NUMBER	DESCRIPTION	2012-13 ACTUAL	2013-14 ADOPTED BUDGET	2014-15 PROPOSED BUDGET
Fund 101 - GENERAL FUND				
101-000-365.100	NONSPENDABLE FUND BALANCE-PREPAID EXPENS	21,603	21,603	21,603
101-000-365.200	NONSPENDABLE FUND BALANCE-INVENTORY	102,911	102,911	102,911
101-000-365.300	NONSPENDABLE FUND BALANCE-SUBDIVISION-LT	196,845	196,845	196,845
101-000-368.100	ASSIGNED FUND BALANCE-COMP ABSENCES	571,664	571,664	571,664
101-000-368.200	ASSIGNED FUND BALANCE-POSTEMPLOYMT BENEFIT	110,290	110,290	110,290
101-000-368.300	ASSIGNED FUND BALANCE-SPEC ASSMT	100,000	100,000	100,000
101-000-368.400	ASSIGNED FUND BALANCE-ECONOMIC DEVLPMNT	60,000	60,000	60,000
101-000-368.500	ASSIGNED FUND BALANCE-OWOSSO DRAIN	94,552	94,552	94,552
101-000-368.600	ASSIGNED FUND BALANCE-POLLUTION RMDTN	148,772	148,772	148,772
101-000-369.000	UNASSIGNED FUND BALANCE-BUDGET STABILIZ	1,702,497	1,702,497	1,702,497
101-000-369.100	UNASSIGNED FUND BALANCE	500,237	293,068	293,068
101-000-390.000	FUND BALANCE	0	0	0
BEGINNING FUND TOTAL FUND BALANCE		3,609,371	3,402,202	3,402,202
NET OF REVENUES VS EXPENDITURES		-207,169	0	-3,000
APPROPRIATION OF FUND BALANCE		207,169	0	3,000
ENDING TOTAL FUND BALANCE		3,402,202	3,402,202	3,399,202

# CITY COUNCIL 101-101

SERVICE DESCRIPTION	OPERATIONAL PLAN 2014-2015						
<ul style="list-style-type: none"> <li>* Plan for the development of the community and the operation of its city government</li> <li>* Set policies for service delivery and governance</li> <li>* Receive citizen input through public hearings and other means</li> <li>* Employ a city manager and city attorney and appoint boards and commissions</li> <li>* Adopt an annual budget</li> <li>* Approve major purchases and capital improvements</li> </ul>	<p>Make wise and prudent decisions to promote necessary services to city residents.</p> <p>Persue programs that enhance the strengths of Owosso.</p>						
	<b>CAPITAL OUTLAY</b>						
	<table style="width: 100%; border-collapse: collapse;"> <thead> <tr> <th style="width: 33%;"><u>2014-15</u></th> <th style="width: 33%;"><u>2015-16</u></th> <th style="width: 33%;"><u>2016-17</u></th> </tr> </thead> <tbody> <tr> <td style="height: 100px;"></td> <td></td> <td></td> </tr> </tbody> </table>	<u>2014-15</u>	<u>2015-16</u>	<u>2016-17</u>			
<u>2014-15</u>	<u>2015-16</u>	<u>2016-17</u>					

## COUNCIL MEMBERS

	<u>Date Elected</u>	<u>Term Expires</u>
Mayor Benjamin R. Frederick	2011	2015
Mayor Pro Tem Christopher Eveleth	2011	2015
Lori F. Bailey	2011	2015
David B. Bandkau	2013	2017
Burton D. Fox	2013	2017
Elaine N. Greenway	2013	2015
Robert J. Teich Jr	2013	2017

## BUDGET SUMMARY

	<u>ACTUAL</u> <u>2012-13</u>	<u>ADOPTED</u> <u>2013-14</u>	<u>AMENDED</u> <u>2013-14</u>	<u>PROPOSED</u> <u>2014-15</u>
Personnel				0
Supplies				500
Other	2,325	3,600		3,600
COL	222	500		0
<b>Total</b>	<b>2,547</b>	<b>4,100</b>	<b>0</b>	<b>4,100</b>

GL NUMBER	DESCRIPTION	2012-13 ACTUAL	2013-14 ADOPTED BUDGET	2013-14 ACTIVITY THRU 02/28/14	2014-15 PROPOSED BUDGET
Fund 101 - GENERAL FUND					
APPROPRIATIONS					
Dept 101-CITY COUNCIL					
101-101-704.000	BOARDS & COMMISSIONS	2,190	2,600	1,030	2,600
101-101-728.000	OPERATING SUPPLIES	222	500	428	500
101-101-860.000	EDUCATION & TRAINING	135	1,000	428	1,000
Totals for dept 101-CITY COUNCIL		2,547	4,100	1,886	4,100

# CITY MANAGER 101-171

SERVICE DESCRIPTION	OPERATIONAL PLAN 2014-2015		
* Policy initiation, evaluation and implementation  * Staff supervision  * Strategic planning	Continue to implement council's goals to enhance services to the public, and to guide the city departments in working together efficiently to achieve their goals.		
	CAPITAL OUTLAY		
* Personnel administration  * Financial oversight  * Community relations and information	<u>2014-15</u>	<u>2015-16</u>	<u>2016-17</u>
<b>Total</b>	<b>0</b>	<b>0</b>	<b>0</b>

## STAFFING SUMMARY

	CURRENT <u>2013-14</u>	PROPOSED <u>2014-15</u>
City Manager	1	1

## BUDGET SUMMARY

	ACTUAL <u>2012-13</u>	ADOPTED <u>2013-14</u>	AMENDED <u>2013-14</u>	PROPOSED <u>2014-15</u>
Personnel	118,648	122,150		127,500
Supplies	97	500		400
Other	5,530	9,900		9,900
COL	0	0		-
<b>Total</b>	<b>124,275</b>	<b>132,550</b>	<b>0</b>	<b>137,800</b>



GL NUMBER	DESCRIPTION	2012-13 ACTUAL	2013-14 ADOPTED BUDGET	2013-14 ACTIVITY THRU 02/28/14	2014-15 PROPOSED BUDGET
Dept 171-CITY MANAGER					
101-171-702.100	SALARIES	91,128	93,200	61,329	97,625
101-171-702.800	ACCRUED SICK LEAVE	150	0	353	150
101-171-715.000	SOCIAL SECURITY (FICA)	7,298	8,500	4,717	8,850
101-171-716.100	HEALTH INSURANCE	3,407	3,375	0	3,300
101-171-716.200	DENTAL INSURANCE	544	575	362	525
101-171-716.300	OPTICAL INSURANCE	0	150	0	150
101-171-716.400	LIFE INSURANCE	630	600	396	775
101-171-716.500	LONG - TERM DISABILITY	904	900	601	1,000
101-171-717.000	UNEMPLOYMENT INSURANCE	112	75	0	225
101-171-718.200	DEFINED CONTRIBUTION	14,203	14,500	9,252	14,625
101-171-719.000	WORKERS' COMPENSATION	272	275	308	275
101-171-728.000	OPERATING SUPPLIES	97	500	287	400
101-171-818.000	CONTRACTUAL SERVICES	1,965	5,200	3,881	5,200
101-171-858.000	MEMBERSHIPS & DUES	986	1,200	862	1,200
101-171-860.000	EDUCATION & TRAINING	2,579	3,500	2,794	3,500
Totals for dept 171-CITY MANAGER		124,275	132,550	85,142	137,800

# FINANCE 101-201

SERVICE DESCRIPTION	OPERATIONAL PLAN 2014-2015								
* Accounting and financial reporting	Begin First Phase of Purchasing Card Program								
* Purchasing	Complete BS&A on-line requisition and purchase order system with balance of departments								
* Risk management	Integrate Cost Accounting System with BS&A Payroll System								
* Investments									
* Debt management									
* Budget									
* Accounts payable									
	<b>CAPITAL OUTLAY</b>								
	<table style="width: 100%; border-collapse: collapse;"> <thead> <tr> <th style="width: 33%;"></th> <th style="width: 33%; text-align: center;"><u>2014-15</u></th> <th style="width: 33%; text-align: center;"><u>2015-16</u></th> <th style="width: 33%; text-align: center;"><u>2016-17</u></th> </tr> </thead> <tbody> <tr> <td style="border-top: 1px solid black;"><b>Total</b></td> <td style="text-align: center; border-top: 1px solid black;"><b>0</b></td> <td style="text-align: center; border-top: 1px solid black;"><b>0</b></td> <td style="text-align: center; border-top: 1px solid black;"><b>0</b></td> </tr> </tbody> </table>		<u>2014-15</u>	<u>2015-16</u>	<u>2016-17</u>	<b>Total</b>	<b>0</b>	<b>0</b>	<b>0</b>
	<u>2014-15</u>	<u>2015-16</u>	<u>2016-17</u>						
<b>Total</b>	<b>0</b>	<b>0</b>	<b>0</b>						

STAFFING SUMMARY		
	CURRENT <u>2013-14</u>	PROPOSED <u>2014-15</u>
Finance Director	1	1
Accts Payable	1	1
<b>Total</b>	<b>2</b>	<b>2</b>

BUDGET SUMMARY				
	ACTUAL <u>2012-13</u>	ADOPTED <u>2013-14</u>	AMENDED <u>2013-14</u>	PROPOSED <u>2014-15</u>
Personnel	62,500	60,150		61,300
Supplies	1,742	2,500		3,500
Other	81,540	75,400		82,400
COL	0	0		0
<b>Total</b>	<b>145,782</b>	<b>138,050</b>	<b>0</b>	<b>147,200</b>

GL NUMBER	DESCRIPTION	2012-13 ACTUAL	2013-14 ADOPTED BUDGET	2013-14 ACTIVITY THRU 02/28/14	2014-15 PROPOSED BUDGET
Dept 201-FINANCE					
101-201-702.100	SALARIES	37,064	37,100	24,003	37,750
101-201-715.000	SOCIAL SECURITY (FICA)	2,614	2,850	1,703	2,900
101-201-716.100	HEALTH INSURANCE	9,034	5,875	3,823	5,925
101-201-716.200	DENTAL INSURANCE	544	575	362	525
101-201-716.300	OPTICAL INSURANCE	138	175	3	175
101-201-716.400	LIFE INSURANCE	151	150	95	150
101-201-716.500	LONG - TERM DISABILITY	370	375	246	450
101-201-717.000	UNEMPLOYMENT INSURANCE	113	75	0	225
101-201-718.000	RETIREMENT	12,000	12,500	0	12,725
101-201-719.000	WORKERS' COMPENSATION	472	475	336	475
101-201-728.000	OPERATING SUPPLIES	1,742	2,500	1,883	3,500
101-201-818.000	CONTRACTUAL SERVICES	81,345	75,000	50,414	82,000
101-201-858.000	MEMBERSHIPS & DUES	0	100	0	100
101-201-860.000	EDUCATION & TRAINING	195	300	0	300
Totals for dept 201-FINANCE		145,782	138,050	82,868	147,200

# ASSESSING 101-209

SERVICE DESCRIPTION	OPERATIONAL PLAN 2014-2015		
<ul style="list-style-type: none"> <li>* Maintain a system of assessing property in accordance with accepted mass appraisal models and the current state of Michigan Tax Act</li> <li>* Process and audit personal property statements</li> <li>* Maintain name, mailing address and homestead information on all real property</li> <li>* Respond to inquiries from the public, other agencies and departments</li> <li>* Provide methodology to board of review</li> <li>* Represent the city in tax tribunal cases</li> <li>* Maintain accurate and up to date property descriptions and records on all real and personal property in the city</li> <li>* Maintain system of field (physical) verification of property information</li> <li>* Maintain record of legally allowable taxable value</li> </ul>	Visit and verify data for 15-20% of residential properties and 5-10% of both commercial and industrial properties. Scan old deeds and other valuable assessing documents into assessing.net. Coordinate with county equalization department a commercial and industrial appraisal study. Conduct the annual assessing process as outlined within the 14-point review and required by the state tax commission.		
	CAPITAL OUTLAY		
	<b>Total</b>	<u>2014-15</u> 0	<u>2015-16</u> 0

STAFFING SUMMARY		
	CURRENT <u>2013-14</u>	ADOPTED <u>2014-15</u>
Assessor	1	1
<b>Total</b>	<u>1</u>	<u>1</u>

BUDGET SUMMARY				
	ACTUAL <u>2012-13</u>	ADOPTED <u>2013-14</u>	AMENDED <u>2013-14</u>	PROPOSED <u>2014-15</u>
Personnel	97,713	104,825		105,225
Supplies	4,732	6,500		6,500
Other	6,573	7,800		7,250
COL	0	0		0
<b>Total</b>	109,018	119,125	0	118,975

GL NUMBER	DESCRIPTION	2012-13 ACTUAL	2013-14 ADOPTED BUDGET	2013-14 ACTIVITY THRU 02/28/14	2014-15 PROPOSED BUDGET
Dept 209-ASSESSING					
101-209-702.100	SALARIES	64,622	67,800	40,562	68,075
101-209-704.000	BOARDS & COMMISSIONS	1,100	1,250	500	1,250
101-209-715.000	SOCIAL SECURITY (FICA)	5,300	5,500	3,122	5,550
101-209-716.100	HEALTH INSURANCE	4,259	4,400	0	4,275
101-209-716.200	DENTAL INSURANCE	873	925	472	825
101-209-716.300	OPTICAL INSURANCE	133	175	3	175
101-209-716.400	LIFE INSURANCE	529	500	333	525
101-209-716.500	LONG - TERM DISABILITY	665	650	442	675
101-209-717.000	UNEMPLOYMENT INSURANCE	112	75	0	225
101-209-718.000	RETIREMENT	20,700	24,275	0	24,375
101-209-719.000	WORKERS' COMPENSATION	520	525	584	525
101-209-728.000	OPERATING SUPPLIES	4,732	6,500	757	6,500
101-209-802.000	ADVERTISING	14	150	494	500
101-209-818.000	CONTRACTUAL SERVICES	4,445	4,500	2,050	3,600
101-209-833.000	EQUIPMENT MAINTENANCE	0	250	0	250
101-209-858.000	MEMBERSHIPS & DUES	385	400	260	400
101-209-860.000	EDUCATION & TRAINING	629	1,250	635	1,250
Totals for dept 209-ASSESSING		109,018	119,125	50,214	118,975



# ATTORNEY 101-210

SERVICE DESCRIPTION	OPERATIONAL PLAN 2014-2015
<ul style="list-style-type: none"> <li>* Draft adoptions, amendments and repeals of city ordinances</li> <li>* Preparation of legal documents</li> <li>* Provide legal advice to council and staff</li> <li>* Prosecution of persons accused of violating ordinances</li> <li>* Advise on tax tribunal cases</li> </ul>	<ul style="list-style-type: none"> <li>*Prepare and review legal documents and represent the City's interests in contracts.</li> <li>*Prosecute violations of ordinances and state laws.</li> </ul>
	<b>CAPITAL OUTLAY</b>

## STAFFING SUMMARY

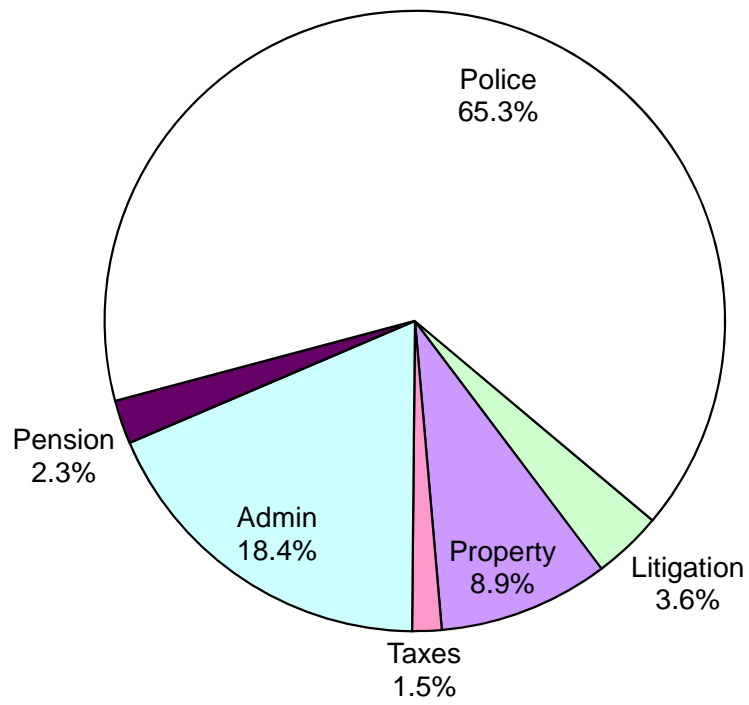
	CURRENT <u>2013-14</u>	PROPOSED <u>2014-15</u>
Contractual	1	1
<b>Total</b>	1	1

## BUDGET SUMMARY

	ACTUAL <u>2012-13</u>	ADOPTED <u>2013-14</u>	AMENDED <u>2013-14</u>	PROPOSED <u>2014-15</u>
Supplies	33	0		0
Other	109,093	122,000		112,000
<b>Total</b>	109,126	122,000	0	112,000

GL NUMBER	DESCRIPTION	2012-13 ACTUAL	2013-14 ADOPTED BUDGET	2013-14 ACTIVITY THRU 02/28/14	2014-15 PROPOSED BUDGET
-----					
Dept 210-CITY ATTORNEY					
101-210-728.000	OPERATING SUPPLIES	33	0	0	0
101-210-801.000	PROFESSIONAL SERVICES: ADM	39,699	52,000	23,625	42,000
101-210-801.100	PROFESSIONAL SERVICES:POLIC	69,394	70,000	45,816	70,000
-----					
Totals for dept 210-CITY ATTORNEY		109,126	122,000	69,441	112,000
-----					

## Attorney Fees Fiscal 2013



# CLERK 101-215

SERVICE DESCRIPTION	OPERATIONAL PLAN 2014-2015																
* Administer local, state and federal elections  * Act as clerk to the city council and Employees Retirement System Board  * Assign, track and codify all enactment's of the city code  * Record, categorize and maintain all permanent records of the city  * Develop and administer records retention program  * Manage cable channels 187 and 188	Continue the task of scanning historical documents to allow electronic access of various city records  Continue to refine the process for handling all city contracts electronically  Engage with Baker College of Owosso students to teach records management practices and utilize their skills to further improve our records management system																
	CAPITAL OUTLAY																
	<table style="width: 100%; border-collapse: collapse;"> <thead> <tr> <th style="width: 60%;"></th> <th style="text-align: center;"><u>2014-15</u></th> <th style="text-align: center;"><u>2015-16</u></th> <th style="text-align: center;"><u>2016-17</u></th> </tr> </thead> <tbody> <tr> <td style="padding-left: 20px;">Laserfiche Citizen Web Portal</td> <td></td> <td style="text-align: right;">10,000</td> <td></td> </tr> <tr> <td></td> <td></td> <td style="text-align: right;">10,000</td> <td></td> </tr> <tr> <td style="border-top: 1px solid black;"><b>Total</b></td> <td style="text-align: center; border-top: 1px solid black;"><b>0</b></td> <td style="text-align: center; border-top: 1px solid black;"><b>20,000</b></td> <td style="text-align: center; border-top: 1px solid black;"><b>0</b></td> </tr> </tbody> </table>		<u>2014-15</u>	<u>2015-16</u>	<u>2016-17</u>	Laserfiche Citizen Web Portal		10,000				10,000		<b>Total</b>	<b>0</b>	<b>20,000</b>	<b>0</b>
	<u>2014-15</u>	<u>2015-16</u>	<u>2016-17</u>														
Laserfiche Citizen Web Portal		10,000															
		10,000															
<b>Total</b>	<b>0</b>	<b>20,000</b>	<b>0</b>														

## STAFFING SUMMARY

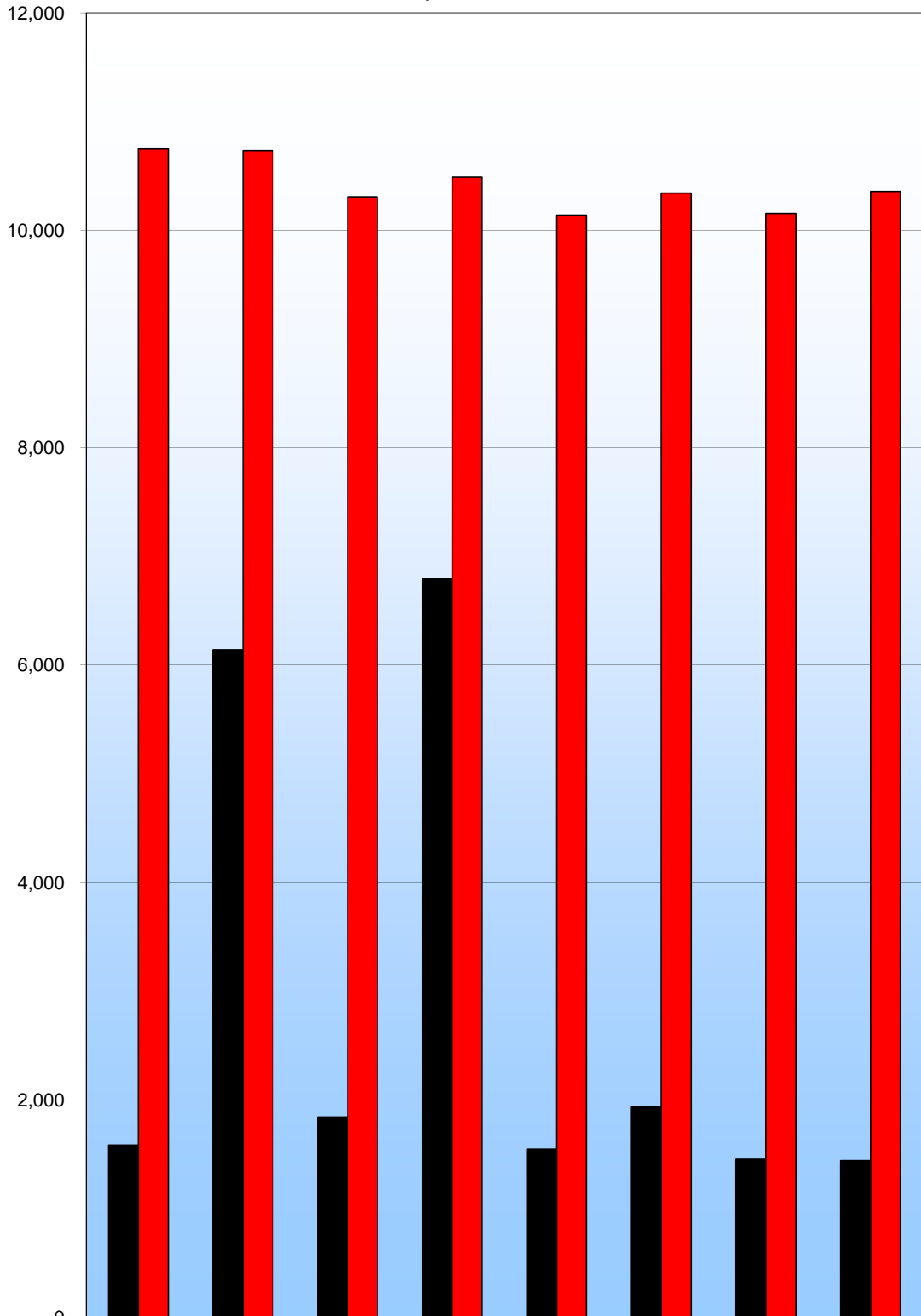
	CURRENT <u>2013-14</u>	PROPOSED <u>2014-15</u>
City Clerk	1	1
Clerical	1	1
Temporary		1
<b>Total</b>	<b>2</b>	<b>3</b>

## BUDGET SUMMARY

	ACTUAL <u>2012-13</u>	ADOPTED <u>2013-14</u>	AMENDED <u>2013-14</u>	PROPOSED <u>2014-15</u>
Personnel	150,936	158,100		161,325
Supplies	1,238	2,000		2,925
Other	48,223	32,850		60,550
COL	24,965	8,000		0
<b>Total</b>	<b>225,362</b>	<b>200,950</b>	<b>0</b>	<b>224,800</b>

GL NUMBER	DESCRIPTION	2012-13 ACTUAL	2013-14 ADOPTED BUDGET	2013-14 ACTIVITY THRU 02/28/14	2014-15 PROPOSED BUDGET
Dept 215-CLERK					
101-215-702.100	SALARIES	95,959	97,150	61,124	98,775
101-215-706.000	ELECTIONS	39,746	11,000	11,145	33,075
101-215-715.000	SOCIAL SECURITY (FICA)	6,923	7,450	4,350	7,575
101-215-716.100	HEALTH INSURANCE	16,177	17,500	11,557	18,300
101-215-716.200	DENTAL INSURANCE	833	875	556	800
101-215-716.300	OPTICAL INSURANCE	8	300	6	150
101-215-716.400	LIFE INSURANCE	651	625	409	650
101-215-716.500	LONG - TERM DISABILITY	969	950	645	1,000
101-215-717.000	UNEMPLOYMENT INSURANCE	226	150	0	425
101-215-718.000	RETIREMENT	28,850	32,750	0	33,300
101-215-719.000	WORKERS' COMPENSATION	340	350	320	350
101-215-728.000	OPERATING SUPPLIES	1,238	2,000	830	2,925
101-215-802.000	ADVERTISING	3,569	3,300	1,587	3,600
101-215-818.000	CONTRACTUAL SERVICES	2,959	12,050	1,141	18,300
101-215-833.000	EQUIPMENT MAINTENANCE	614	5,550	2,725	4,625
101-215-858.000	MEMBERSHIPS & DUES	330	350	370	350
101-215-860.000	EDUCATION & TRAINING	1,005	600	600	600
101-215-978.000	EQUIPMENT	24,965	8,000	0	0
Totals for dept 215-CLERK		225,362	200,950	97,365	224,800

Voter Turnout-City Elections



■ VOTED	1587	6142	1845	6,798	1,550	1,938	1,455	1,444
■ REGISTERED	10748	10734	10307	10,489	10,140	10,343	10,156	10,359



# HUMAN RESOURCES 101-226

SERVICE DESCRIPTION	OPERATIONAL PLAN 2014-2015								
<ul style="list-style-type: none"> <li>* Union contract administration</li> <li>* Fringe benefit administration</li> <li>* Payroll</li> <li>* Hiring, orientation and oversight on evaluations</li> <li>* Reporting to state and federal agencies</li> </ul>	<ul style="list-style-type: none"> <li>* Develop a uniform orientation process for new hires.</li> <li>* Work with Gallagher on an employee wellness program.                             <ul style="list-style-type: none"> <li>* Training &amp; development for all staff.</li> </ul> </li> <li>* Fill open positions and strategically plan for upcoming retirements.                             <ul style="list-style-type: none"> <li>* Streamline payroll vouchers.</li> </ul> </li> <li>* Begin planning for Public Safety union negotiations in '15.                             <ul style="list-style-type: none"> <li>* Update temporary employee handbook.</li> <li>* Update job descriptions and classifications.</li> </ul> </li> <li>* Develop and implement performance evaluations for all staff.</li> </ul>								
	CAPITAL OUTLAY								
<ul style="list-style-type: none"> <li>* Employee relations</li> <li>* Union negotiations</li> <li>* Represent the city in grievances, mediations and arbitration</li> </ul>	<table style="width: 100%; border-collapse: collapse;"> <thead> <tr> <th style="width: 60%;"></th> <th style="width: 20%; text-align: center;"><u>2014-15</u></th> <th style="width: 20%; text-align: center;"><u>2015-16</u></th> <th style="width: 20%; text-align: center;"><u>2016-17</u></th> </tr> </thead> <tbody> <tr> <td style="text-align: right;"><b>TOTAL</b></td> <td style="border-top: 1px solid black; text-align: center;"><b>2,700</b></td> <td style="border-top: 1px solid black; text-align: center;"><b>2,700</b></td> <td style="border-top: 1px solid black; text-align: center;"><b>2,700</b></td> </tr> </tbody> </table>		<u>2014-15</u>	<u>2015-16</u>	<u>2016-17</u>	<b>TOTAL</b>	<b>2,700</b>	<b>2,700</b>	<b>2,700</b>
	<u>2014-15</u>	<u>2015-16</u>	<u>2016-17</u>						
<b>TOTAL</b>	<b>2,700</b>	<b>2,700</b>	<b>2,700</b>						

## STAFFING SUMMARY

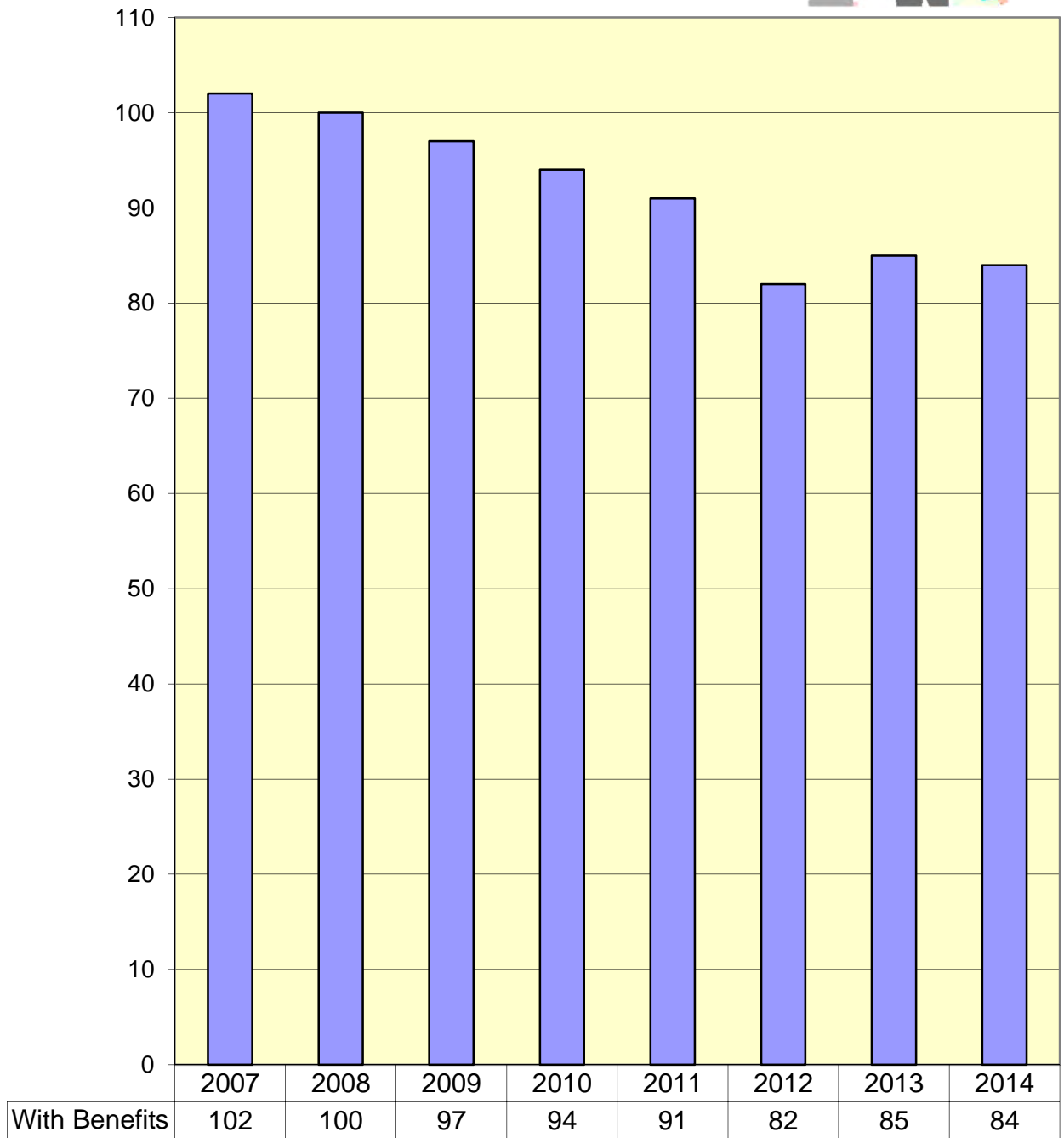
	CURRENT <u>2013-14</u>	PROPOSED <u>2014-15</u>
Human Resources		
Director	1	1
Clerical	1	1
<b>Total</b>	<b>2</b>	<b>2</b>

## BUDGET SUMMARY

	ACTUAL <u>2012-13</u>	ADOPTED <u>2013-14</u>	AMENDED <u>2013-14</u>	PROPOSED <u>2014-15</u>
Personnel	157,031	161,825		163,950
Supplies	1,679	2,900		2,900
Other	11,334	8,500		17,700
COL	0	8,000		0
<b>Total</b>	<b>170,044</b>	<b>181,225</b>	<b>0</b>	<b>184,550</b>

GL NUMBER	DESCRIPTION	2012-13 ACTUAL	2013-14 ADOPTED BUDGET	2013-14 ACTIVITY THRU 02/28/14	2014-15 PROPOSED BUDGET
Dept 226-HUMAN RESOURCES					
101-226-702.100	SALARIES	116,999	118,800	74,671	120,325
101-226-702.200	WAGES	0	0	241	0
101-226-715.000	SOCIAL SECURITY (FICA)	9,426	9,100	5,649	9,225
101-226-716.100	HEALTH INSURANCE	8,519	8,700	0	8,600
101-226-716.200	DENTAL INSURANCE	1,745	1,850	1,163	1,625
101-226-716.300	OPTICAL INSURANCE	8	325	6	325
101-226-716.400	LIFE INSURANCE	760	725	478	775
101-226-716.500	LONG - TERM DISABILITY	1,193	1,175	794	1,225
101-226-717.000	UNEMPLOYMENT INSURANCE	226	125	0	425
101-226-718.000	RETIREMENT	14,800	17,575	0	17,925
101-226-718.200	DEFINED CONTRIBUTION	2,915	3,000	1,737	3,050
101-226-719.000	WORKERS' COMPENSATION	440	450	492	450
101-226-728.000	OPERATING SUPPLIES	1,679	2,900	847	2,900
101-226-802.000	ADVERTISING	0	0	871	700
101-226-818.000	CONTRACTUAL SERVICES	9,820	5,000	10,687	13,500
101-226-833.000	EQUIPMENT MAINTENANCE	0	500	0	500
101-226-856.000	MISCELLANEOUS	163	500	34	500
101-226-858.000	MEMBERSHIPS & DUES	255	500	370	500
101-226-860.000	EDUCATION & TRAINING	1,096	2,000	832	2,000
101-226-978.000	EQUIPMENT	0	8,000	0	0
Totals for dept 226-HUMAN RESOURCES		170,044	181,225	98,872	184,550

## Current Level of Full Time Employees



As of March 2014

# TREASURER 101-253

SERVICE DESCRIPTION	OPERATIONAL PLAN 2014-2015		
<p>* Billing, collection and recording of all receipts, including taxes, special assessments, and water and sewer</p> <p>* Collection agent for state education, county taxes, district library RESD, SATA and public schools</p> <p>* Delinquent accounts follow up, including personal property</p> <p>* Information source for title offices, realtors and homeowners</p> <p>* Treasurer of Owosso Employees' Retirement System; disburse monthly checks to pensioners, report to Owosso Employee's Retirement System board; compile monthly statements</p>	<p>*Strive to maintain conveniences for payment options and information requests.</p> <p>*Promote optimum efficiency in collection efforts.</p> <p>*Continue implementation of state mandated tax changes</p>		
	CAPITAL OUTLAY		
	<u>2014-15</u>	<u>2015-16</u>	<u>2016-17</u>
<b>Total</b>	<b>0</b>	<b>0</b>	<b>0</b>

STAFFING SUMMARY			
	CURRENT <u>2013-14</u>	PROPOSED <u>2014-15</u>	
Treasurer	1	1	
Deputy	1	1	
Clerical	0.8	0.3	
Part-time	0.3	0.3	
<b>Total</b>	<b>3.1</b>	<b>2.6</b>	

BUDGET SUMMARY				
	ACTUAL <u>2012-13</u>	ADOPTED <u>2013-14</u>	AMENDED <u>2013-14</u>	PROPOSED <u>2014-15</u>
Personnel	205,815	224,475		217,375
Supplies	1,036	2,900		2,900
Other	12,425	15,050		14,600
COL	0	0		
<b>Total</b>	<b>219,276</b>	<b>242,425</b>	<b>0</b>	<b>234,875</b>

GL NUMBER	DESCRIPTION	2012-13 ACTUAL	2013-14 ADOPTED BUDGET	2013-14 ACTIVITY THRU 02/28/14	2014-15 PROPOSED BUDGET
Dept 253-TREASURY					
101-253-702.100	SALARIES	129,614	136,600	80,681	137,000
101-253-715.000	SOCIAL SECURITY (FICA)	9,678	10,450	5,940	10,500
101-253-716.100	HEALTH INSURANCE	30,907	29,200	20,311	23,850
101-253-716.200	DENTAL INSURANCE	1,825	1,925	1,069	1,175
101-253-716.300	OPTICAL INSURANCE	159	375	6	200
101-253-716.400	LIFE INSURANCE	976	950	615	1,050
101-253-716.500	LONG - TERM DISABILITY	1,233	1,200	824	1,325
101-253-717.000	UNEMPLOYMENT INSURANCE	339	200	0	500
101-253-718.000	RETIREMENT	30,700	42,725	0	40,975
101-253-718.200	DEFINED CONTRIBUTION	0	450	0	400
101-253-719.000	WORKERS' COMPENSATION	384	400	660	400
101-253-728.000	OPERATING SUPPLIES	1,036	2,900	94	2,900
101-253-818.000	CONTRACTUAL SERVICES	10,839	11,500	6,272	11,500
101-253-833.000	EQUIPMENT MAINTENANCE	0	750	0	750
101-253-858.000	MEMBERSHIPS & DUES	285	400	285	350
101-253-860.000	EDUCATION & TRAINING	1,263	2,400	99	2,000
101-253-862.000	OVER & SHORT	38	0	16	0
Totals for dept 253-TREASURY		219,276	242,425	116,872	234,875

# INFORMATION TECHNOLOGY 101-258

SERVICE DESCRIPTION	OPERATIONAL PLAN 2014-2015		
* Maintain and troubleshoot the LAN (Local Area Network)  * Maintain and troubleshoot the WAN (Wide Area Network) installed at five locations  * Maintain firewall software for network security  * Oversee and maintain internet and internet e-mail  * Oversee digital telephone system  * Purchase, standardize and refine all application software on the networks  * Coordinate computer education and training for city personnel	Migrate to Exchange 2010 Eliminate Windows XP operating system Upgrade remaining stations to Office 2010 Eliminate any computer older than 5 years old Install second server for VOIP redundancy Train current staff on effective use of computers.		
	CAPITAL OUTLAY		
	<u>2014-15</u>	<u>2015-16</u>	<u>2016-17</u>
<b>Total</b>	<b>0</b>	<b>0</b>	<b>0</b>


STAFFING SUMMARY		
	CURRENT <u>2013-14</u>	PROPOSED <u>2014-15</u>
Director	0	0
Contractual	0.4	0.4
Hourly		
<b>Total</b>	<b>0.4</b>	<b>0.4</b>

BUDGET SUMMARY				
	ACTUAL <u>2012-13</u>	ADOPTED <u>2013-14</u>	AMENDED <u>2013-14</u>	PROPOSED <u>2014-15</u>
Personnel	-	-		0
Supplies	5,167	8,000		8,000
Other	130,711	127,775		127,775
COL	13,467	31,200		
<b>Total</b>	<b>149,345</b>	<b>166,975</b>	<b>0</b>	<b>135,775</b>



GL NUMBER	DESCRIPTION	2012-13 ACTUAL	2013-14 ADOPTED BUDGET	2013-14 ACTIVITY THRU 02/28/14	2014-15 PROPOSED BUDGET
Dept 258-INFORMATION & TECHNOLOGY					
101-258-728.000	OPERATING SUPPLIES	5,167	8,000	3,553	8,000
101-258-818.000	CONTRACTUAL SERVICES	104,004	101,000	54,103	101,000
101-258-833.000	EQUIPMENT MAINTENANCE	450	500	257	500
101-258-845.000	LEASE	26,257	26,275	0	26,275
101-258-978.000	EQUIPMENT	13,467	31,200	43,455	0
Totals for dept 258-INFORMATION & TECHNOLOG		149,345	166,975	101,368	135,775

# BUILDINGS AND GROUND MAINTENANCE 101-265

SERVICE DESCRIPTION	OPERATIONAL PLAN 2014-2015		
* Maintenance of city hall and grounds  * Major maintenance of Shiawassee District Library   	Maintain public safety building and city hall grounds		
	CAPITAL OUTLAY		
	<u>2014-15</u>	<u>2015-16</u>	<u>2016-17</u>
<b>Total</b>	0	0	0

STAFFING SUMMARY		
	CURRENT <u>2013-14</u>	PROPOSED <u>2014-15</u>
Custodian	1	1
<b>Total</b>	1	1
Public Works Crews As Assigned		

BUDGET SUMMARY				
	<u>ACTUAL</u> <u>2012-13</u>	<u>ADOPTED</u> <u>2013-14</u>	<u>AMENDED</u> <u>2013-14</u>	<u>PROPOSED</u> <u>2014-15</u>
Personnel	80,415	67,100		62,675
Supplies	1,997	3,000		3,000
Other	68,044	89,300		82,000
COL	0	0		0
<b>Total</b>	<b>150,456</b>	<b>159,400</b>	<b>0</b>	<b>147,675</b>

GL NUMBER	DESCRIPTION	2012-13 ACTUAL	2013-14 ADOPTED BUDGET	2013-14 ACTIVITY THRU 02/28/14	2014-15 PROPOSED BUDGET
Dept 265-BUILDING & GROUNDS					
101-265-702.200	WAGES	39,243	35,800	16,687	39,975
101-265-702.800	ACCRUED SICK LEAVE	0	0	270	275
101-265-703.000	OTHER COMPENSATION	8,169	5,300	3,587	3,000
101-265-715.000	SOCIAL SECURITY (FICA)	3,613	2,875	1,847	2,875
101-265-716.100	HEALTH INSURANCE	13,237	11,650	3,823	5,925
101-265-716.200	DENTAL INSURANCE	722	575	362	525
101-265-716.300	OPTICAL INSURANCE	39	150	25	75
101-265-716.400	LIFE INSURANCE	102	100	53	100
101-265-717.000	UNEMPLOYMENT INSURANCE	113	75	0	225
101-265-718.000	RETIREMENT	13,729	9,700	0	8,800
101-265-719.000	WORKERS' COMPENSATION	1,448	875	1,012	900
101-265-728.000	OPERATING SUPPLIES	1,997	3,000	1,278	3,000
101-265-818.000	CONTRACTUAL SERVICES	0	0	0	20,000
101-265-820.100	ELECTRICITY	18,401	19,000	12,505	19,000
101-265-820.200	GAS	5,033	3,500	4,056	5,500
101-265-820.400	WATER & SEWER	2,634	2,600	1,472	3,000
101-265-831.000	BUILDING MAINTENANCE	36,379	60,000	18,314	30,000
101-265-843.000	EQUIPMENT RENTAL	5,597	4,200	3,622	4,500
101-265-978.000	EQUIPMENT	0	0	27,825	0
Totals for dept 265-BUILDING & GROUNDS		150,456	159,400	96,738	147,675

# CABLE COMMISSION 101-285

## OPERATIONAL PLAN

Upgrade sound system in the Council Chamber to improve communication during meetings

Install a video recording system in the Council Chamber to allow the recording and subsequent broadcast of City of Owosso related meetings on the City's public access channel

Provide video on demand services for City of Owosso related meetings

## COMMISSION MEMBERS

MEMBER

TERM  
EXPIRING

This board is currently inactive.

## SERVICE DESCRIPTION

Provide local cable access capabilities to city and surrounding communities via broadcast channel 187 and bulletin board channel 188.

## BUDGET SUMMARY

	<u>ACTUAL</u> <u>2012-13</u>	<u>ADOPTED</u> <u>2013-14</u>	<u>AMENDED</u> <u>2013-14</u>	<u>PROPOSED</u> <u>2014-15</u>
Personnel				-
Supplies				-
Other				-
COL				-
	<b>0</b>	<b>0</b>		<b>0</b>

\*\* total reflects personnel adjustments across departments

GL NUMBER	DESCRIPTION	2012-13 ACTUAL	2013-14 ADOPTED BUDGET	2013-14 ACTIVITY THRU 02/28/14	2014-15 PROPOSED BUDGET
Dept 285-CABLE COMMISSION					
101-285-818.000	CONTRACTUAL SERVICES	0	0	0	0
Totals for dept 285-CABLE COMMISSION		0	0	0	0

# GENERAL ADMINISTRATION 101-299

## MISSION

To contribute to the framework of  
community life in Owosso by providing  
vital municipal programs, services and infrastructure

## STRATEGIES

- 1) Retain a team of public servants focused on the city's mission and committed to dependability, fairness, professionalism and efficiency in the delivery of friendly, personalized service.
- 2) Provide services and infrastructure that are reliable, technologically advanced, support new development and meet the changing needs of individual and corporate citizens.
- 3) Establish policies, undertake programs and engage in relationships that enhance Owosso's image as an attractive, well-maintained, progressive small town.
- 4) Maintain a strong financial system that uses public resources efficiently in accomplishing city goals.

## SERVICE DESCRIPTION

\* This fund accounts for supplies and activities serving all other city departments.  
Includes printing services, property and liability insurance, membership  
to Michigan Municipal League and Chamber of Commerce

## BUDGET SUMMARY

	ACTUAL	ADOPTED	AMENDED	PROPOSED
	<u>2012-13</u>	<u>2013-14</u>	<u>2013-14</u>	<u>2014-15</u>
Personnel	-	-		0
Supplies	19,688	22,500		24,000
Other	287,165	260,500		284,050
COL	241,041	63,100		118,300
	<b>547,894</b>	<b>346,100</b>	<b>0</b>	<b>426,350</b>

GL NUMBER	DESCRIPTION	2012-13 ACTUAL	2013-14 ADOPTED BUDGET	2013-14 ACTIVITY THRU 02/28/14	2014-15 PROPOSED BUDGET
Dept 299-GENERAL ADMIN					
101-299-728.000	OPERATING SUPPLIES	19,688	22,500	11,899	24,000
101-299-810.000	INSURANCE & BONDS	114,043	115,000	121,292	122,000
101-299-818.000	CONTRACTUAL SERVICES	26,124	8,000	4,518	24,000
101-299-820.300	TELEPHONE	16,165	14,500	9,678	16,400
101-299-833.000	EQUIPMENT MAINTENANCE	1,538	1,500	360	750
101-299-845.000	LEASE	0	10,500	0	0
101-299-850.000	BAD DEBT EXPENSE	88,658	70,000	(1,887)	80,000
101-299-856.000	MISCELLANEOUS	2,667	3,000	2,728	3,000
101-299-858.000	MEMBERSHIPS & DUES	37,970	38,000	37,878	37,900
101-299-971.000	LAND	180,018	0	56,917	0
101-299-978.000	EQUIPMENT	50,000	55,000	55,000	115,000
101-299-978.100	COL - EQUIPMENT - INTEREST	11,023	8,100	4,818	3,300
Totals for dept 299-GENERAL ADMIN		547,894	346,100	303,201	426,350



# POLICE 101-300

SERVICE DESCRIPTION	OPERATIONAL PLAN 2014-2015																
*Patrol - Suppress illegal activity, enforce state and city laws	The goal of the Owosso Public Safety Department is to provide impartial police, fire and EMS service to the citizens of Owosso. During the 2014-2015 budget year we will continue with the goals of community policing.																
*Traffic - enforce traffic codes, accident investigation, and traffic flow																	
*Continue officer education																	
*Investigate crimes within city limits																	
*Records management and retention	<b>CAPITAL OUTLAY</b>																
*Community relations and crime prevention	<table border="1" style="width: 100%; border-collapse: collapse;"> <thead> <tr> <th></th> <th style="text-align: center;"><u>2014-15</u></th> <th style="text-align: center;"><u>2015-16</u></th> <th style="text-align: center;"><u>2016-17</u></th> </tr> </thead> <tbody> <tr> <td>1 Detective Car</td> <td style="text-align: right;">17,800</td> <td style="text-align: right;">70,000</td> <td style="text-align: right;">72,000</td> </tr> <tr> <td>2 In car cameras</td> <td style="text-align: right;">5,300</td> <td></td> <td></td> </tr> <tr> <td><b>Total</b></td> <td style="text-align: right; border-top: 1px solid black;"><b>23,100</b></td> <td style="text-align: right; border-top: 1px solid black;"><b>70,000</b></td> <td style="text-align: right; border-top: 1px solid black;"><b>72,000</b></td> </tr> </tbody> </table>		<u>2014-15</u>	<u>2015-16</u>	<u>2016-17</u>	1 Detective Car	17,800	70,000	72,000	2 In car cameras	5,300			<b>Total</b>	<b>23,100</b>	<b>70,000</b>	<b>72,000</b>
	<u>2014-15</u>	<u>2015-16</u>	<u>2016-17</u>														
1 Detective Car	17,800	70,000	72,000														
2 In car cameras	5,300																
<b>Total</b>	<b>23,100</b>	<b>70,000</b>	<b>72,000</b>														
*Court administration duties																	
*School crossing guard program																	
*Parking enforcement																	

## STAFFING SUMMARY

	CURRENT <u>2013-14</u>	PROPOSED <u>2014-15</u>
Director	0.5	0.5
Sergeants	4	4
Patrolmen	11	11
Detectives	2	2
Clerical	1.5	1.5
P.T. Code/Parking Enfrcmnt.	1	1
Janitor	0.5	0.5
P.T. Reserves	0	0
P.T. Cross/Guards	19	20
MAGNET Officer	1	1
<b>Total</b>	<b>40.5</b>	<b>41.5</b>

## BUDGET SUMMARY

	ACTUAL <u>2012-13</u>	ADOPTED <u>2013-14</u>	AMENDED <u>2013-14</u>	PROPOSED <u>2014-15</u>
Personnel	1,507,659	1,553,975		1,581,225
Supplies	58,873	74,700		69,500
Other	88,118	147,150		146,100
COL	52,023	79,875		23,100
<b>Total</b>	<b>1,706,673</b>	<b>1,855,700</b>	<b>0</b>	<b>1,819,925</b>

GL NUMBER	DESCRIPTION	2012-13 ACTUAL	2013-14 ADOPTED BUDGET	2013-14 ACTIVITY THRU 02/28/14	2014-15 PROPOSED BUDGET
Dept 300-POLICE					
101-300-702.100	SALARIES	967,254	1,026,750	600,325	1,000,500
101-300-702.120	SALARIES-MAGNET	52,125	51,000	34,686	53,700
101-300-702.200	WAGES	9,974	9,800	6,699	10,500
101-300-702.300	OVERTIME	29,851	27,000	19,306	38,000
101-300-702.400	WAGES - TEMPORARY	9,601	9,000	5,188	10,800
101-300-702.600	UNIFORMS	1,700	1,200	1,325	2,600
101-300-702.800	ACCRUED SICK LEAVE	32,937	5,200	3,827	4,725
101-300-703.000	CROSSING GUARDS	43,111	47,000	24,463	47,000
101-300-715.000	SOCIAL SECURITY (FICA)	24,130	21,225	12,339	26,800
101-300-716.100	HEALTH INSURANCE	177,004	221,875	133,870	253,750
101-300-716.200	DENTAL INSURANCE	7,622	8,450	5,534	8,350
101-300-716.300	OPTICAL INSURANCE	163	600	156	600
101-300-716.400	LIFE INSURANCE	1,214	1,275	892	1,275
101-300-716.500	LONG - TERM DISABILITY	1,548	2,075	1,237	2,900
101-300-716.600	PHYSICALS	0	200	0	0
101-300-717.000	UNEMPLOYMENT INSURANCE	2,941	1,325	502	7,150
101-300-718.000	RETIREMENT	81,670	38,875	0	38,825
101-300-718.100	MUNICIPAL EMPLOYEES RETIRE	44,057	59,350	36,023	50,175
101-300-718.200	DEFINED CONTRIBUTION	597	1,625	957	1,800
101-300-719.000	WORKERS' COMPENSATION	20,160	20,150	24,136	21,775
101-300-728.000	OPERATING SUPPLIES	11,536	14,000	6,706	15,000
101-300-741.000	UNIFORMS & CLEANING	6,079	17,200	11,990	11,000
101-300-751.000	GAS & OIL	41,258	43,500	24,484	43,500
101-300-804.000	WITNESS JURY FEES	72	300	31	300
101-300-813.000	WRECKER SERVICE	400	200	60	200
101-300-818.000	CONTRACTUAL SERVICES	39,154	86,800	32,174	91,900
101-300-820.100	ELECTRICITY	9,100	8,800	5,366	9,450
101-300-820.200	GAS	5,720	5,900	4,000	8,000
101-300-820.300	TELEPHONE	4,961	5,200	2,996	3,200
101-300-820.400	WATER & SEWER	2,317	2,600	1,237	2,700
101-300-820.500	REFUSE	393	400	333	500
101-300-831.000	BUILDING MAINTENANCE	2,833	10,200	3,307	5,000
101-300-833.000	EQUIPMENT MAINTENANCE	600	500	0	0
101-300-833.400	EQUIP MAINT - MOBILE	18,611	22,000	7,875	20,000
101-300-856.000	MISCELLANEOUS	316	250	163	250
101-300-858.000	MEMBERSHIPS & DUES	270	500	195	500
101-300-860.000	EDUCATION & TRAINING	3,371	3,500	566	4,100
101-300-978.000	EQUIPMENT	52,023	79,875	57,734	23,100
Totals for dept 300-POLICE		1,706,673	1,855,700	1,070,682	1,819,925

# FIRE DEPARTMENT 101-335

SERVICE DESCRIPTION	CAPITAL OUTLAY		
	<u>2014-15</u>	<u>2015-16</u>	<u>2016-17</u>
* Prevention - Inspect new construction and enforce fire codes of existing commercial and industrial sites as time permits	Ambulance 140,000	140,000	140,000
* Save lives and property from fire destruction	Turn Out Gear 5,000	5,000	5,000
* Respond to hazardous material incidents and vehicle accidents			
* Training - Establish and supervise continuing education to maintain certification			
* Education - Provide information to public on fire prevention			
* Investigation - First line investigation of suspected arson cases			
* Ambulance - Provide advanced emergency medical care			
<b>Total</b>	<b>145,000</b>	<b>145,000</b>	<b>145,000</b>

## OPERATIONAL PLAN 2014-2015

The goal of the Owosso Public Safety Department is to provide an impartial police service to the citizens of Owosso. During the 2014-2015 budget year, Owosso P.S. will continue with the goals of community policing in the neighborhood and in the schools. We will strive to to deliver exceptional public service to the community.

## STAFFING SUMMARY

	CURRENT <u>2013-14</u>	PROPOSED <u>2014-15</u>
Director	0.5	0.5
Captains	3	3
Lieutenants	3	3
Clerical	0.5	0.5
Mechanics/Fire	3	3
Fire Fighters	9	9
Reserves	10	10
<b>Total</b>	<b>29</b>	<b>29</b>

## BUDGET SUMMARY

	ACTUAL <u>2012-13</u>	ADOPTED <u>2013-14</u>	AMENDED <u>2013-14</u>	PROPOSED <u>2014-15</u>
Personnel	1,643,089	1,432,475		1,444,225
Supplies	59,424	51,700		63,000
Other	242,125	113,500		122,300
COL	4,264			145,000
<b>Total</b>	<b>1,948,902</b>	<b>1,597,675</b>	<b>0</b>	<b>1,774,525</b>

GL NUMBER	DESCRIPTION	2012-13	2013-14	2013-14	2014-15
		ACTUAL	ADOPTED BUDGET	ACTIVITY THRU 02/28/14	PROPOSED BUDGET
Dept 335-FIRE					
101-335-702.100	SALARIES	793,986	873,525	549,581	888,900
101-335-702.200	WAGES	1,196	3,000	215	3,000
101-335-702.300	OVERTIME	145,939	75,000	62,741	77,000
101-335-702.400	WAGES - TEMPORARY	3,570	3,000	1,123	3,000
101-335-702.500	MEAL ALLOWANCE	12,750	13,500	12,000	13,500
101-335-702.600	UNIFORMS	1,615	1,800	1,500	1,800
101-335-702.800	ACCRUED SICK LEAVE	164,590	16,025	7,173	9,800
101-335-715.000	SOCIAL SECURITY (FICA)	17,783	16,600	10,789	18,000
101-335-716.100	HEALTH INSURANCE	203,645	229,425	135,944	231,400
101-335-716.200	DENTAL INSURANCE	7,337	7,875	5,228	7,875
101-335-716.300	OPTICAL INSURANCE	111	1,400	112	1,400
101-335-716.400	LIFE INSURANCE	1,624	1,550	1,204	1,750
101-335-716.500	LONG - TERM DISABILITY	5,424	8,700	5,171	8,800
101-335-716.600	PHYSICALS	2,728	500	2,256	3,000
101-335-717.000	UNEMPLOYMENT INSURANCE	1,892	1,200	301	7,500
101-335-718.000	RETIREMENT	250,900	146,200	0	138,300
101-335-718.200	DEFINED CONTRIBUTION	552	1,625	970	1,700
101-335-719.000	WORKERS' COMPENSATION	27,447	31,550	31,531	27,500
101-335-728.000	OPERATING SUPPLIES	6,105	5,500	2,404	7,000
101-335-728.100	SUPPLIES	23,461	23,000	5,807	24,000
101-335-741.000	UNIFORMS & CLEANING	9,582	2,700	2,517	9,000
101-335-751.000	GAS & OIL	20,276	20,500	14,774	23,000
101-335-818.000	CONTRACTUAL SERVICES	55,354	61,200	32,621	68,500
101-335-820.100	ELECTRICITY	10,716	10,200	6,358	11,300
101-335-820.200	GAS	5,720	5,000	4,000	6,600
101-335-820.300	TELEPHONE	2,573	3,000	1,575	800
101-335-820.400	WATER & SEWER	2,317	2,600	1,237	2,600
101-335-820.500	REFUSE	393	400	333	500
101-335-831.000	BUILDING MAINTENANCE	6,211	6,500	3,601	6,500
101-335-833.000	EQUIPMENT MAINTENANCE	4,688	3,900	581	4,500
101-335-833.400	EQUIP MAINT - MOBILE	30,151	15,700	6,441	16,000
101-335-845.000	LEASE	117,454	0	0	0
101-335-860.000	EDUCATION & TRAINING	6,548	5,000	1,691	5,000
101-335-978.000	EQUIPMENT	0	0	3,928	145,000
101-335-978.100	COL - EQUIPMENT - INTEREST	4,264	0	0	0
Totals for dept 335-FIRE		1,948,902	1,597,675	915,707	1,774,525

## BUILDING & CODE ENFORCEMENT 101-370

SERVICE DESCRIPTION	OPERATIONAL PLAN 2014-2015		
* Review and approve building permits, including consultation on building codes and zoning requirements and inspections for safety and building compliance; plan reviews  * Ordinance enforcement in response to complaints	Refine Rental Inspection Program		
	CAPITAL OUTLAY		
* Consult on existing city-owned properties in relation to construction and repair costs  * Analysis of privately-owned rental properties as to code compliance  * Report to city council and management on construction activity in the city  * Pre-purchase inspection service	<u>2014-15</u>	<u>2015-16</u>	<u>2016-17</u>
<b>Total</b>	<b>0</b>	<b>0</b>	<b>0</b>

### STAFFING SUMMARY

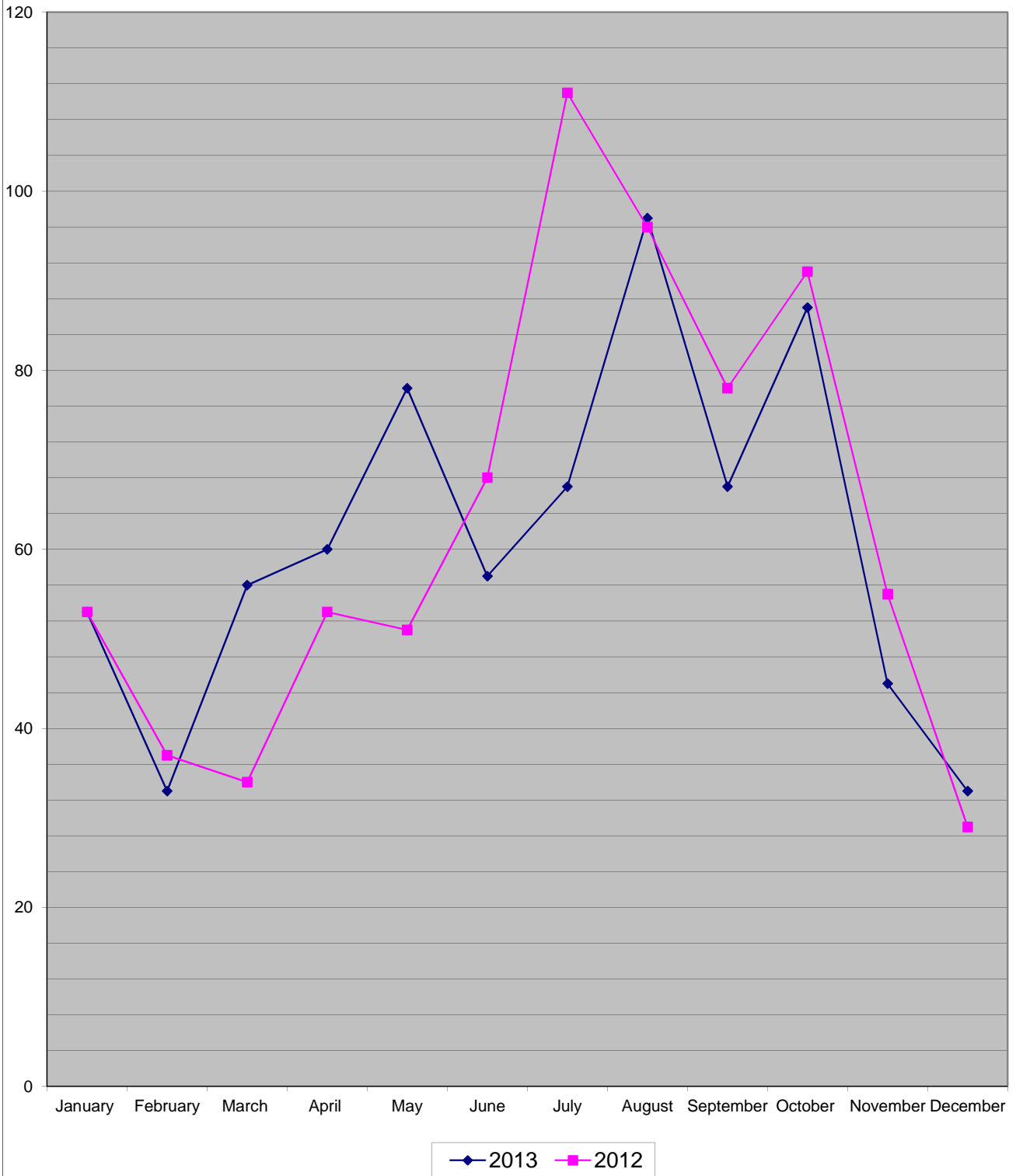
	CURRENT <u>2013-14</u>	PROPOSED <u>2014-15</u>
Building Inspector	1	1
Clerical	0.75	0.75
Seasonal/Temp		
<b>Total</b>	<b>1.75</b>	<b>1.75</b>

### BUDGET SUMMARY

	ACTUAL <u>2012-13</u>	ADOPTED <u>2013-14</u>	AMENDED <u>2013-14</u>	PROPOSED <u>2014-15</u>
Personnel	120,741	125,300		128,650
Supplies	1,106	4,000		4,000
Other	23,445	24,700		25,700
COL	0	0		0
<b>Total</b>	<b>145,292</b>	<b>154,000</b>	<b>0</b>	<b>158,350</b>

GL NUMBER	DESCRIPTION	2012-13 ACTUAL	2013-14 ADOPTED BUDGET	2013-14 ACTIVITY THRU 02/28/14	2014-15 PROPOSED BUDGET
Dept 370-BUILDING AND SAFETY					
101-370-702.100	SALARIES	89,321	91,300	60,629	94,600
101-370-702.200	WAGES	0	0	174	0
101-370-715.000	SOCIAL SECURITY (FICA)	7,089	7,250	4,609	7,575
101-370-716.100	HEALTH INSURANCE	8,249	8,550	2,867	9,550
101-370-716.200	DENTAL INSURANCE	1,308	1,275	872	1,200
101-370-716.300	OPTICAL INSURANCE	8	150	48	150
101-370-716.400	LIFE INSURANCE	598	575	376	575
101-370-716.500	LONG - TERM DISABILITY	895	1,050	608	1,075
101-370-717.000	UNEMPLOYMENT INSURANCE	227	125	0	650
101-370-718.000	RETIREMENT	10,300	12,275	0	10,175
101-370-718.200	DEFINED CONTRIBUTION	2,398	2,400	1,444	2,750
101-370-719.000	WORKERS' COMPENSATION	348	350	392	350
101-370-728.000	OPERATING SUPPLIES	1,106	4,000	1,221	4,000
101-370-818.000	CONTRACTUAL SERVICES	20,625	21,000	10,985	22,000
101-370-820.300	TELEPHONE	853	500	475	500
101-370-833.000	EQUIPMENT MAINTENANCE	63	100	0	100
101-370-856.000	MISCELLANEOUS	0	100	0	100
101-370-858.000	MEMBERSHIPS & DUES	541	1,000	405	1,000
101-370-860.000	EDUCATION & TRAINING	1,363	2,000	811	2,000
Totals for dept 370-BUILDING AND SAFETY		145,292	154,000	85,916	158,350

# Number of Permits Issued



# PUBLIC WORKS 101-441

SERVICE DESCRIPTION	OPERATIONAL PLAN 2014-2015		
* Street sweeping - 120 curb miles	Respond to citizens service request Coordinate projects for volunteers Continue training for new employees		
* Street maintenance			
* Removal of snow and ice of over 70 miles of streets & alleys; 3,002 tons salt used 2007			
* Tree planting, trimming and removal; 200 trees planted			
	CAPITAL OUTLAY		
* Cross trained with public utilities crews	<u>2014-15</u>	<u>2015-16</u>	<u>2016-17</u>
* Storm sewer inspection and maintenance	public works garage	250,000	
* Paint striping of streets and parking lots			
* Respond to citizen service requests			
* Coordinate projects for volunteer organizations to perform public service			
<b>Total</b>	<b>0</b>	<b>0</b>	<b>0</b>

## STAFFING SUMMARY

	CURRENT <u>2013-14</u>	PROPOSED <u>2014-15</u>
Director	1	1
Supervisory	1	1
Clerical	1	1
Technical	1	1
Skilled Operators	6	9
<b>Total</b>	<b>10</b>	<b>13</b>

## BUDGET SUMMARY

	ACTUAL <u>2012-13</u>	ADOPTED <u>2013-14</u>	AMENDED <u>2013-14</u>	PROPOSED <u>2014-15</u>
Personnel	168,256	199,700		201,625
Supplies	5,690	6,500		10,600
Other	299,690	311,575		260,500
COL	0	0		0
<b>Total</b>	<b>473,636</b>	<b>517,775</b>	<b>0</b>	<b>472,725</b>



GL NUMBER	DESCRIPTION	2012-13 ACTUAL	2013-14 ADOPTED BUDGET	2013-14 ACTIVITY THRU 02/28/14	2014-15 PROPOSED BUDGET
Dept 441-PUBLIC WORKS					
101-441-702.100	SALARIES	47,666	58,275	45,325	62,500
101-441-702.200	WAGES	33,128	45,300	21,390	46,600
101-441-702.400	WAGES - TEMPORARY	(315)	0	0	0
101-441-703.000	OTHER COMPENSATION	10,013	11,900	72,071	11,700
101-441-715.000	SOCIAL SECURITY (FICA)	8,765	8,300	24,407	9,300
101-441-716.100	HEALTH INSURANCE	23,926	30,550	70,596	36,500
101-441-716.200	DENTAL INSURANCE	1,228	1,800	4,307	2,000
101-441-716.300	OPTICAL INSURANCE	(842)	275	30	225
101-441-716.400	LIFE INSURANCE	412	725	692	525
101-441-716.500	LONG - TERM DISABILITY	476	675	481	975
101-441-717.000	UNEMPLOYMENT INSURANCE	1,586	650	257	600
101-441-718.000	RETIREMENT	39,306	35,750	0	24,100
101-441-718.200	DEFINED CONTRIBUTION	493	1,450	2,579	1,050
101-441-719.000	WORKERS' COMPENSATION	2,414	4,050	23,140	5,550
101-441-728.000	OPERATING SUPPLIES	2,929	2,500	2,059	6,600
101-441-751.000	GAS & OIL	2,761	4,000	1,307	4,000
101-441-818.000	CONTRACTUAL SERVICES	3,277	2,750	4,274	5,500
101-441-820.100	ELECTRICITY	19,955	19,600	6,674	20,000
101-441-820.200	GAS	4,737	4,225	4,220	5,000
101-441-820.300	TELEPHONE	4,662	4,400	3,324	4,000
101-441-820.400	WATER & SEWER	851	900	450	1,000
101-441-820.500	REFUSE	1,560	1,600	1,332	1,500
101-441-821.000	STREET LIGHTING	224,158	231,200	126,022	190,000
101-441-831.000	BUILDING MAINTENANCE	4,094	4,200	4,062	5,000
101-441-831.100	STORM SEWER MAINTENANCE	21,177	23,000	24,848	5,000
101-441-833.400	EQUIP MAINT - MOBILE	171	200	0	0
101-441-836.200	TREES & GARDEN	0	0	0	5,000
101-441-838.000	MISCELLANEOUS OPERATIONS	1,002	2,500	790	3,000
101-441-843.000	EQUIPMENT RENTAL	12,932	14,000	12,515	12,000
101-441-860.000	EDUCATION & TRAINING	914	2,000	817	3,500
101-441-860.100	SAFETY TRAINING	200	1,000	22	0
Totals for dept 441-PUBLIC WORKS		473,636	517,775	457,991	472,725

# LEAF AND BRUSH COLLECTION 101-528

## SERVICE DESCRIPTION

## OPERATIONAL PLAN 2014-2015

- \* Decrease incidence of leaf burning by making available the pickup of fall leaves from all four quadrants of the city
- \* Process more than 15,000 cubic yard of leaves
- \* Provide leaf and brush drop-off area to city residents



Provide leaf pickup to city residents

Provide monthly brush pickup

### CAPITAL OUTLAY

<u>2014-15</u>	<u>2015-16</u>	<u>2016-17</u>
----------------	----------------	----------------

<b>Total</b>	<b>0</b>	<b>0</b>	<b>0</b>
--------------	----------	----------	----------

## STAFFING SUMMARY


	<u>CURRENT</u> <u>2013-14</u>	<u>PROPOSED</u> <u>2014-15</u>
Full time	PUBLIC WORKS CREWS AS ASSIGNED	

## BUDGET SUMMARY

	<u>ACTUAL</u> <u>2012-13</u>	<u>ADOPTED</u> <u>2013-14</u>	<u>AMENDED</u> <u>2013-14</u>	<u>PROPOSED</u> <u>2014-15</u>
Personnel	107,910	94,800		88,650
Supplies	2,027	2,500		3,000
Other	100,788	102,000		119,000
COL	0	0		0
<b>Total</b>	<b>210,725</b>	<b>199,300</b>	<b>0</b>	<b>210,650</b>

GL NUMBER	DESCRIPTION	2012-13 ACTUAL	2013-14 ADOPTED BUDGET	2013-14 ACTIVITY THRU 02/28/14	2014-15 PROPOSED BUDGET
Dept 528-LEAF AND BRUSH COLLECTION					
101-528-702.200	WAGES	44,162	45,500	37,074	45,000
101-528-702.400	WAGES - TEMPORARY	0	0	851	0
101-528-703.000	OTHER COMPENSATION	12,171	11,900	0	10,800
101-528-715.000	SOCIAL SECURITY (FICA)	0	0	65	0
101-528-716.000	FRINGES	51,577	37,400	0	32,850
101-528-728.000	OPERATING SUPPLIES	2,027	2,500	1,077	3,000
101-528-818.000	CONTRACTUAL SERVICES	0	0	4,000	17,000
101-528-831.000	SITE MAINTENANCE	8,000	8,000	0	8,000
101-528-843.000	EQUIPMENT RENTAL	92,788	94,000	99,105	94,000
Totals for dept 528-LEAF AND BRUSH COLLECTION		210,725	199,300	142,172	210,650

# PARKING 101-585

SERVICE DESCRIPTION	OPERATIONAL PLAN 2014-2015			
<p>* Sweeping, paint striping, snow removal, crack sealing &amp; lighting of 14 parking lots and over 500 street spaces</p>	<p>Relocate Lansing Street House Construct New Lot on South Side of Westtown</p>			
	CAPITAL OUTLAY			
	<u>2014-15</u>	<u>2015-16</u>	<u>2016-17</u>	
	Lansing St Lot	58,000		
	<b>Total</b>	<b>58,000</b>	<b>0</b>	<b>0</b>

## STAFFING SUMMARY

PUBLIC WORKS CREWS AS ASSIGNED

## BUDGET SUMMARY

	ACTUAL <u>2012-13</u>	ADOPTED <u>2013-14</u>	AMENDED <u>2013-14</u>	PROPOSED <u>2014-15</u>
Personnel	15,205	10,900		23,700
Supplies	3,539	4,000		4,000
Other	8,435	5,800		10,000
COL	22,340	0		58,000
<b>Total</b>	<b>49,519</b>	<b>20,700</b>	<b>0</b>	<b>95,700</b>

GL NUMBER	DESCRIPTION	2012-13 ACTUAL	2013-14 ADOPTED BUDGET	2013-14 ACTIVITY THRU 02/28/14	2014-15 PROPOSED BUDGET
Dept 585-PARKING					
101-585-702.200	WAGES	6,516	5,200	8,707	12,000
101-585-703.000	OTHER COMPENSATION	1,970	1,400	0	2,900
101-585-716.000	FRINGES	6,719	4,300	0	8,800
101-585-728.000	OPERATING SUPPLIES	3,539	4,000	4,173	4,000
101-585-834.000	MAINTENANCE	911	1,300	2,598	2,000
101-585-843.000	EQUIPMENT RENTAL	7,524	4,500	11,954	8,000
101-585-974.000	CAPITAL OUTLAY	22,340	0	0	58,000
Totals for dept 585-PARKING		49,519	20,700	27,432	95,700

# CITY OF OWOSSO



PUBLIC PARKING FACILITIES



# COMMUNITY DEVELOPMENT 101-728

SERVICE DESCRIPTION	OPERATIONAL PLAN 2014-2015			
* Community analysis, design and planning for all types of land use  * Staff support for planning commission and zoning board of appeals and brownfield authority  * Industrial, residential and commercial redevelopment	Oversee DIG grant  Continue Zoning ordinance updates  Work with community to complete Promoting Active Communities (PAC) Assessment  Work with Owosso Public Schools to apply for Safe Routes to School Grant to benefit K-8 schools and community			
	CAPITAL OUTLAY			
* Administrative oversight of assessing, housing and building departments  * Grants coordinator		<u>2014-15</u>	<u>2015-16</u>	<u>2016-17</u>
	<b>Total</b>	<b>0</b>	<b>0</b>	<b>0</b>
STAFFING SUMMARY				
	CURRENT <u>2013-14</u>			PROPOSED <u>2014-15</u>
Director	1			1
Clerical	0.25			0.25
<b>Total</b>	<b>1.25</b>			<b>1.25</b>
BUDGET SUMMARY				
	ACTUAL <u>2012-13</u>	ADOPTED <u>2013-14</u>	AMENDED <u>2013-14</u>	PROPOSED <u>2014-15</u>
Personnel	104,330	110,000		104,600
Supplies	864	2,000		3,000
Other	13,212	8,600		7,600
COL	0			0
<b>Total</b>	<b>118,406</b>	<b>120,600</b>	<b>0</b>	<b>115,200</b>

GL NUMBER	DESCRIPTION	2012-13 ACTUAL	2013-14 ADOPTED BUDGET	2013-14 ACTIVITY THRU 02/28/14	2014-15 PROPOSED BUDGET
Dept 728-COMMUNITY DEVELOPMENT					
101-728-702.100	SALARIES	76,594	77,850	55,277	72,750
101-728-702.800	ACCRUED SICK LEAVE	803	200	1,544	0
101-728-715.000	SOCIAL SECURITY (FICA)	5,353	5,950	3,967	5,575
101-728-716.100	HEALTH INSURANCE	16,176	17,250	10,049	17,575
101-728-716.200	DENTAL INSURANCE	945	1,000	557	900
101-728-716.300	OPTICAL INSURANCE	5	100	3	100
101-728-716.400	LIFE INSURANCE	562	550	353	550
101-728-716.500	LONG - TERM DISABILITY	745	725	385	775
101-728-717.000	UNEMPLOYMENT INSURANCE	112	100	28	275
101-728-718.000	RETIREMENT	0	3,050	0	3,250
101-728-718.200	DEFINED CONTRIBUTION	2,739	2,775	1,737	2,525
101-728-719.000	WORKERS' COMPENSATION	296	450	364	325
101-728-728.000	OPERATING SUPPLIES	864	2,000	275	3,000
101-728-818.000	CONTRACTUAL SERVICES	9,423	5,000	2,500	3,000
101-728-833.000	EQUIPMENT MAINTENANCE	0	100	0	100
101-728-858.000	MEMBERSHIPS & DUES	898	1,500	1,277	1,500
101-728-860.000	EDUCATION & TRAINING	2,891	2,000	294	3,000
Totals for dept 728-COMMUNITY DEVELOPMENT		118,406	120,600	78,610	115,200



# PARKS 101-756

SERVICE DESCRIPTION	OPERATIONAL PLAN 2014-2015		
* Mow all parks, including soccer fields, amphitheater and ball diamonds on a twice weekly schedule; mow more than 120 acres	Work with Parks & Recreation Commission on Master Plan Priorities		
	CAPITAL OUTLAY		
	<u>2014-15</u>	<u>2015-16</u>	<u>2016-17</u>
* Coordinate volunteer organizations and seasonal employees to enhance facilities	Establish bikeway from Oakwood st to Gould st on south side of river	5,000	
* Maintain park pavilions, tennis courts, volleyball courts, basketball courts, soccer fields, ball fields, and playground equipment	Finish trail loop from JMT to skate park	2,000	
	Install fishing pier and dock at Hopkins Lake	2,500	
	Install park sign at Fayette Square park		10,000
	<b>Total</b>	<b>0</b>	<b>9,500</b>
			<b>10,000</b>

## STAFFING SUMMARY

Public Works crews and seasonal workers

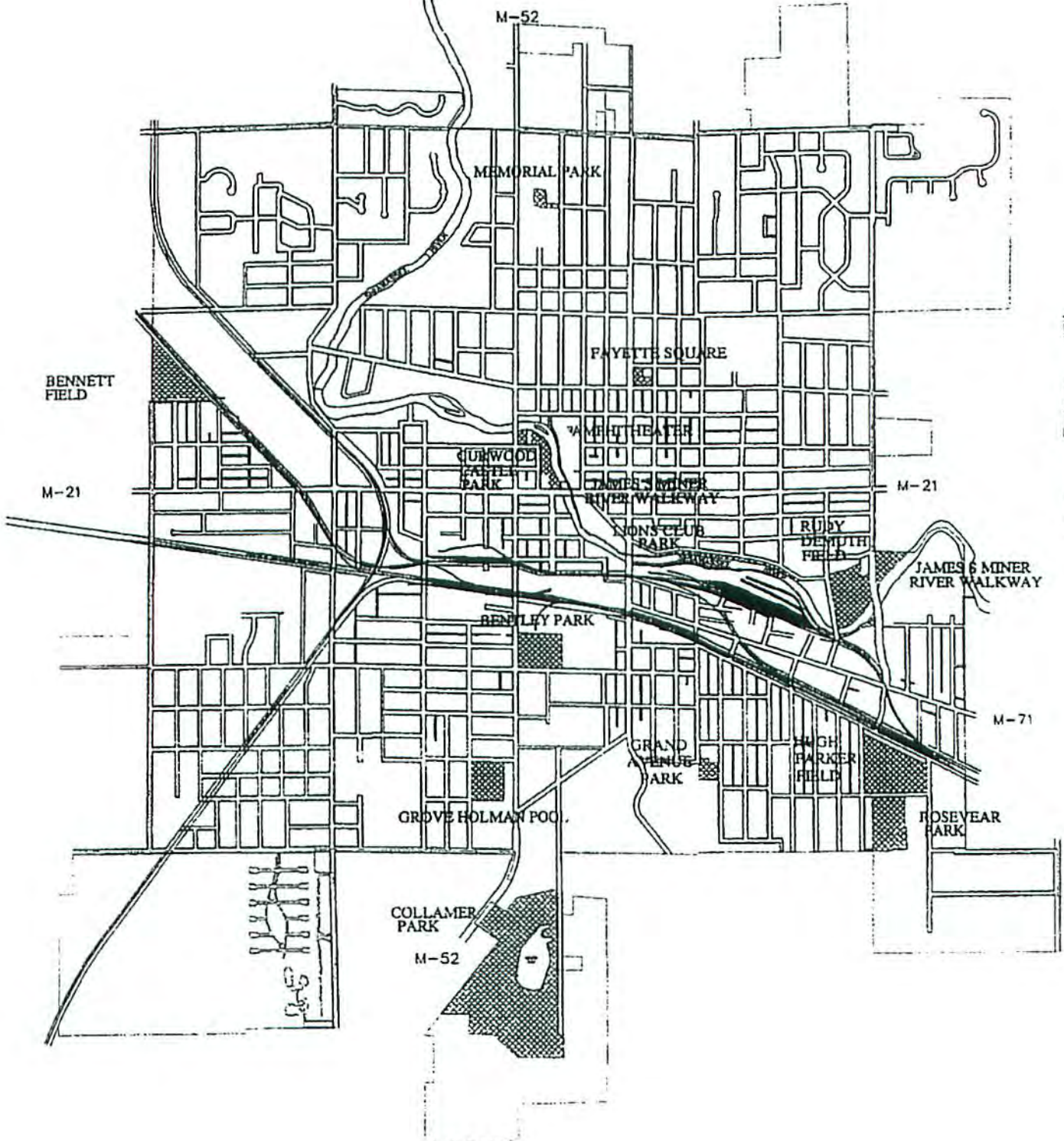
## BUDGET SUMMARY

	ACTUAL <u>2012-13</u>	ADOPTED <u>2013-14</u>	AMENDED <u>2013-14</u>	PROPOSED <u>2014-15</u>
Personnel	134,521	141,500		126,200
Supplies	5,406	10,000		4,000
Other	96,527	82,700		82,900
COL	17,063	104,450		0
<b>Total</b>	<b>253,517</b>	<b>338,650</b>	<b>0</b>	<b>213,100</b>

GL NUMBER	DESCRIPTION	2012-13 ACTUAL	2013-14 ADOPTED BUDGET	2013-14 ACTIVITY THRU 02/28/14	2014-15 PROPOSED BUDGET
Dept 756-PARKS					
101-756-702.200	WAGES	60,717	68,000	34,367	64,000
101-756-702.400	WAGES - TEMPORARY	350	0	0	0
101-756-703.000	OTHER COMPENSATION	18,353	17,700	0	15,400
101-756-716.000	FRINGES	55,101	55,800	0	46,800
101-756-728.000	OPERATING SUPPLIES	5,406	10,000	983	4,000
101-756-818.000	CONTRACTUAL SERVICES	251	2,000	655	3,000
101-756-820.100	ELECTRICITY	13,114	12,400	7,929	13,700
101-756-820.400	WATER & SEWER	7,236	8,000	3,408	4,700
101-756-820.500	REFUSE	173	300	161	500
101-756-831.000	BUILDING MAINTENANCE	20,494	15,000	12,605	16,000
101-756-831.200	BLDG MAINTENANCE-RENTAL	3,373	0	1,307	0
101-756-836.200	TREES & GARDEN	10,923	0	(1,675)	0
101-756-843.000	EQUIPMENT RENTAL	40,963	45,000	48,737	45,000
101-756-971.000	LAND	7,515	0	2,348	0
101-756-974.000	LAND IMPROVEMENTS	9,548	104,450	127,216	0
Totals for dept 756-PARKS		253,517	338,650	238,041	213,100

HARMON  
PATRIDGE  
PARK

# CITY OF OWOSSO PARKS





# CITY OF OWOSSO PARKS



**Hopkins Lake**



**Amphitheater**



**Rudy Demuth Field**



**Holman Park**



**Rosevear Park**



**Bennett Field**



**Collamer Park**



**Fayette Square**



**Harmon Patridge Park**



**Curwood Castle Park**



**James Miner Walkway**



**Memorial Park**



**Hugh Parker Soccer Field**



**Grand Avenue Park**



**Skate Park**

GL NUMBER	DESCRIPTION	2012-13 ACTUAL	2013-14 ADOPTED BUDGET	2013-14 ACTIVITY THRU 02/28/14	2014-15 PROPOSED BUDGET
-----					
Dept 966-TRANSFERS OUT					
101-966-999.297	TRANSFER TO HISTORICAL COM	30,252	40,950	27,298	42,800
101-966-999.700	TRANSFER TO AIRPORT	6,978	7,000	6,978	7,000
101-966-999.731	TRANSFER-RETIREMENT	41,878	56,000	0	69,250
-----					
Totals for dept 966-TRANSFERS OUT		79,108	103,950	34,276	119,050
-----					
TOTAL APPROPRIATIONS		6,938,903	6,721,250	4,154,841	6,853,325

# MAJOR STREET FUND:202

## SERVICE DESCRIPTION

- \* Storm sewer
- \* Street reconstruction
- \* Street maintenance - 24.41 miles
- \* Traffic control
- \* Bridges
- \* Snow and ice control
- \* Trees
- \* Sidewalk maintenance - city property

## STREET IMPROVEMENT PLAN

	<u>2014-15</u>	<u>2015-16</u>	<u>2016-17</u>
Gould Street Bridge Reconstruction	630,475		
South Cedar Street -Main to Stewart		289,900	
South Washington-M71-Stewart St.		156,000	
Replace North Street bridge		100,000	
<b>Total</b>	<b>630,475</b>	<b>545,900</b>	<b>0</b>

## STAFFING SUMMARY

CURRENT	PROPOSED
<u>2013-14</u>	<u>2014-15</u>
ENGINEER, SUPERVISOR, CAD OPERATOR, SUPPORT AS ASSIGNED	
PUBLIC WORKS and PUBLIC UTILITIES CREWS AS ASSIGNED	

## BUDGET SUMMARY

	ACTUAL	ADOPTED	AMENDED	PROPOSED
	<u>2012-13</u>	<u>2013-14</u>	<u>2013-14</u>	<u>2014-15</u>
Construction	148,483	486,500		630,475
Maintenance	318,171	511,400		580,225
Engineering	125,513	114,100		148,250
Transfers	302,056	185,775		252,500
<b>Total</b>	<b>894,223</b>	<b>1,297,775</b>	<b>0</b>	<b>1,611,450</b>

GL NUMBER	DESCRIPTION	2012-13 ACTUAL	2013-14 ADOPTED BUDGET	2013-14 ACTIVITY THRU 02/28/14	2014-15 PROPOSED BUDGET
Fund 202 - MAJOR STREET FUND					
ESTIMATED REVENUES					
Dept 000					
202-000-501.506	GRANT-FEDERAL	0	0	0	577,800
202-000-539.529	METRO AUTHORITY (STATE FUNDS)	35,142	34,400	0	35,125
202-000-539.546	TRUNKLINE MAINTENANCE	33,084	37,600	22,031	47,600
202-000-539.569	GAS & WEIGHT TAX	716,522	708,300	363,931	775,200
202-000-671.694	MISCELLANEOUS	1,920	0	0	0
202-000-695.411	TRANSFER FROM STREET PROGRAM	102,412	262,850	0	52,675
202-000-695.672	SPECIAL ASSESSMENT	88,869	254,625	0	19,425
202-000-695.698	OTHER FINANCING SOURCES	3,595	0	0	0
202-000-695.699	APPROPRIATION OF FUND BALANCE	0	0	0	103,625
Totals for dept 000-		981,544	1,297,775	385,962	1,611,450
TOTAL ESTIMATED REVENUES		981,544	1,297,775	385,962	1,611,450

GL NUMBER	DESCRIPTION	2012-13 ACTUAL	2013-14 ADOPTED BUDGET	2013-14 ACTIVITY THRU 02/28/14	2014-15 PROPOSED BUDGET
Fund 202 - MAJOR STREET FUND					
APPROPRIATIONS					
Dept 451-CONSTRUCTION					
202-451-818.000	CONTRACTUAL SERVICES	148,483	489,500	28,834	630,475
Totals for dept 451-CONSTRUCTION		148,483	489,500	28,834	630,475
Dept 463-STREET MAINTENANCE					
202-463-702.200	WAGES	21,951	24,000	16,752	26,500
202-463-716.000	FRINGES	24,467	26,000	0	25,800
202-463-728.000	OPERATING SUPPLIES	6,675	10,000	(8,723)	10,000
202-463-818.000	CONTRACTUAL SERVICES	13,583	261,450	110,576	248,000
202-463-843.000	EQUIPMENT RENTAL	22,861	26,000	29,371	35,200
Totals for dept 463-STREET MAINTENANCE		89,537	347,450	147,976	345,500
Dept 473-BRIDGE MAINTENANCE					
202-473-702.200	WAGES	617	2,000	360	1,000
202-473-716.000	FRINGES	745	2,200	0	1,000
202-473-728.000	OPERATING SUPPLIES	0	0	0	500
202-473-818.000	CONTRACTUAL SERVICES	503	0	0	0
202-473-843.000	EQUIPMENT RENTAL	530	750	360	600
Totals for dept 473-BRIDGE MAINTENANCE		2,395	4,950	720	3,100
Dept 474-TRAFFIC SERVICES-MAINTENANCE					
202-474-702.200	WAGES	2,255	2,600	1,487	2,400
202-474-716.000	FRINGES	2,622	2,900	0	2,400
202-474-728.000	OPERATING SUPPLIES	3,676	3,000	1,760	4,500
202-474-818.000	CONTRACTUAL SERVICES	6,520	5,000	9,844	10,000
202-474-820.000	UTILITIES	3,053	2,800	58	3,450
202-474-843.000	EQUIPMENT RENTAL	1,852	1,900	877	1,900
Totals for dept 474-TRAFFIC SERVICES-MAINTENAI		19,978	18,200	14,026	24,650
Dept 478-SNOW & ICE CONTROL					
202-478-702.200	WAGES	10,280	8,500	28,520	16,000
202-478-716.000	FRINGES	12,427	9,200	0	15,600
202-478-728.000	OPERATING SUPPLIES	36,903	35,000	41,681	40,000
202-478-843.000	EQUIPMENT RENTAL	20,285	14,800	69,280	36,000
Totals for dept 478-SNOW & ICE CONTROL		79,895	67,500	139,481	107,600



GL NUMBER	DESCRIPTION	2012-13 ACTUAL	2013-14 ADOPTED BUDGET	2013-14 ACTIVITY THRU 02/28/14	2014-15 PROPOSED BUDGET
Dept 480-TREE TRIMMING					
202-480-702.200	WAGES	14,713	8,000	8,441	13,000
202-480-716.000	FRINGES	17,723	8,700	0	12,700
202-480-728.000	OPERATING SUPPLIES	2,940	5,000	921	6,000
202-480-818.000	CONTRACTUAL SERVICES	29,420	0	0	0
202-480-843.000	EQUIPMENT RENTAL	21,609	14,000	14,976	20,500
Totals for dept 480-TREE TRIMMING		86,405	35,700	24,338	52,200
Dept 482-ADMINISTRATION & ENGINEERING					
202-482-702.100	SALARIES	36,009	30,100	33,625	53,000
202-482-715.000	SOCIAL SECURITY (FICA)	2,720	2,400	2,531	4,775
202-482-716.100	HEALTH INSURANCE	4,219	6,225	2,630	9,250
202-482-716.200	DENTAL INSURANCE	433	450	251	600
202-482-716.300	OPTICAL INSURANCE	2	50	2	75
202-482-716.400	LIFE INSURANCE	184	175	115	225
202-482-716.500	LONG - TERM DISABILITY	291	300	194	400
202-482-718.000	RETIREMENT	10,835	3,100	0	5,950
202-482-719.000	WORKERS' COMPENSATION	420	300	472	875
202-482-801.000	PROFESSIONAL SERVICES: ADM	200	200	200	200
202-482-999.101	CONTRIBUTION-GF ADMIN	70,200	70,800	47,200	72,900
Totals for dept 482-ADMINISTRATION & ENGINEEF		125,513	114,100	87,220	148,250
Dept 484-TRUNKLINE SUPERVISOR					
202-484-702.100	SALARIES	3,049	2,200	2,030	2,000
Totals for dept 484-TRUNKLINE SUPERVISOR		3,049	2,200	2,030	2,000
Dept 485-LOCAL STREET TRANSFER					
202-485-999.203	TRANSFER TO LOCAL STREET	302,056	185,775	90,983	252,500
Totals for dept 485-LOCAL STREET TRANSFER		302,056	185,775	90,983	252,500

GL NUMBER	DESCRIPTION	2012-13 ACTUAL	2013-14 ADOPTED BUDGET	2013-14 ACTIVITY THRU 02/28/14	2014-15 PROPOSED BUDGET
Dept 486-TRUNKLINE SURFACE MAINTENANCE					
202-486-702.200	WAGES	506	300	882	900
202-486-716.000	FRINGES	612	400	0	900
202-486-728.000	OPERATING SUPPLIES	173	400	384	600
202-486-843.000	EQUIPMENT RENTAL	219	250	1,487	800
Totals for dept 486-TRUNKLINE SURFACE MAINTENANCE		1,510	1,350	2,753	3,200
Dept 488-TRUNKLINE SWEEPING & FLUSHING					
202-488-702.200	WAGES	244	300	238	300
202-488-716.000	FRINGES	295	400	0	300
202-488-843.000	EQUIPMENT RENTAL	1,183	1,250	1,099	1,200
Totals for dept 488-TRUNKLINE SWEEPING & FLUSHING		1,722	1,950	1,337	1,800
Dept 490-TRUNKLINE TREE TRIM & REMOVAL					
202-490-702.200	WAGES	365	100	252	600
202-490-716.000	FRINGES	442	200	0	600
202-490-843.000	EQUIPMENT RENTAL	794	125	26	550
Totals for dept 490-TRUNKLINE TREE TRIM & REMOVAL		1,601	425	278	1,750
Dept 491-TRUNKLINE STORM DRAIN, CURBS					
202-491-702.200	WAGES	357	600	227	400
202-491-716.000	FRINGES	431	700	0	400
202-491-843.000	EQUIPMENT RENTAL	214	700	113	200
Totals for dept 491-TRUNKLINE STORM DRAIN, CURBS		1,002	2,000	340	1,000
Dept 492-TRUNKLINE ROADSIDE CLEANUP					
202-492-702.200	WAGES	62	100	9	100
202-492-716.000	FRINGES	75	125	0	100
202-492-843.000	EQUIPMENT RENTAL	38	50	6	50
Totals for dept 492-TRUNKLINE ROADSIDE CLEANUP		175	275	15	250
Dept 494-TRUNKLINE TRAFFIC SIGNS					
202-494-702.200	WAGES	50	75	93	100
202-494-716.000	FRINGES	60	100	0	100
202-494-728.000	OPERATING SUPPLIES	50	0	0	0
202-494-843.000	EQUIPMENT RENTAL	9	100	18	100
Totals for dept 494-TRUNKLINE TRAFFIC SIGNS		169	275	111	300

GL NUMBER	DESCRIPTION	2012-13 ACTUAL	2013-14 ADOPTED BUDGET	2013-14 ACTIVITY THRU 02/28/14	2014-15 PROPOSED BUDGET
Dept 496-TRUNKLINE TRAFFIC SIGNALS					
202-496-702.200	WAGES	83	150	9	100
202-496-716.000	FRINGES	101	175	0	100
202-496-820.100	ELECTRICITY	1,259	1,300	839	1,300
202-496-843.000	EQUIPMENT RENTAL	47	100	5	75
Totals for dept 496-TRUNKLINE TRAFFIC SIGNALS		1,490	1,725	853	1,575
Dept 497-TRUNKLINE SNOW & ICE CONTROL					
202-497-702.200	WAGES	2,476	2,000	4,372	3,000
202-497-716.000	FRINGES	2,992	2,200	0	3,000
202-497-728.000	OPERATING SUPPLIES	13,038	13,000	12,578	14,000
202-497-818.000	CONTRACTUAL SERVICES	0	0	0	6,300
202-497-843.000	EQUIPMENT RENTAL	5,610	3,700	10,566	0
Totals for dept 497-TRUNKLINE SNOW & ICE CONT		24,116	20,900	27,516	26,300
Dept 502-TRUNKLINE LEAVE & INS BENEFITS					
202-502-702.200	WAGES	5,127	3,500	4,963	9,000
Totals for dept 502-TRUNKLINE LEAVE & INS BENE		5,127	3,500	4,963	9,000
TOTAL APPROPRIATIONS		894,223	1,297,775	573,774	1,611,450

# LOCAL STREET FUND: 203

## SERVICE DESCRIPTION

- \* Storm sewer
- \* Street reconstruction
- \* Street maintenance - 47.53 Miles
- \* Traffic control
- \* Snow and ice control
- \* Trees
- \* Sidewalk maintenance on city property

## STREET IMPROVEMENT PLAN

2014-15      2015-16      2016-17

Total      0      0      0

## STAFFING SUMMARY

CURRENT                      PROPOSED  
2013-14                      2014-15

ENGINEER, SUPERVISOR, CAD OPERATOR, SUPPORT AS ASSIGNED

PUBLIC WORKS & PUBLIC UTILITIES CREWS AS ASSIGNED

## BUDGET SUMMARY

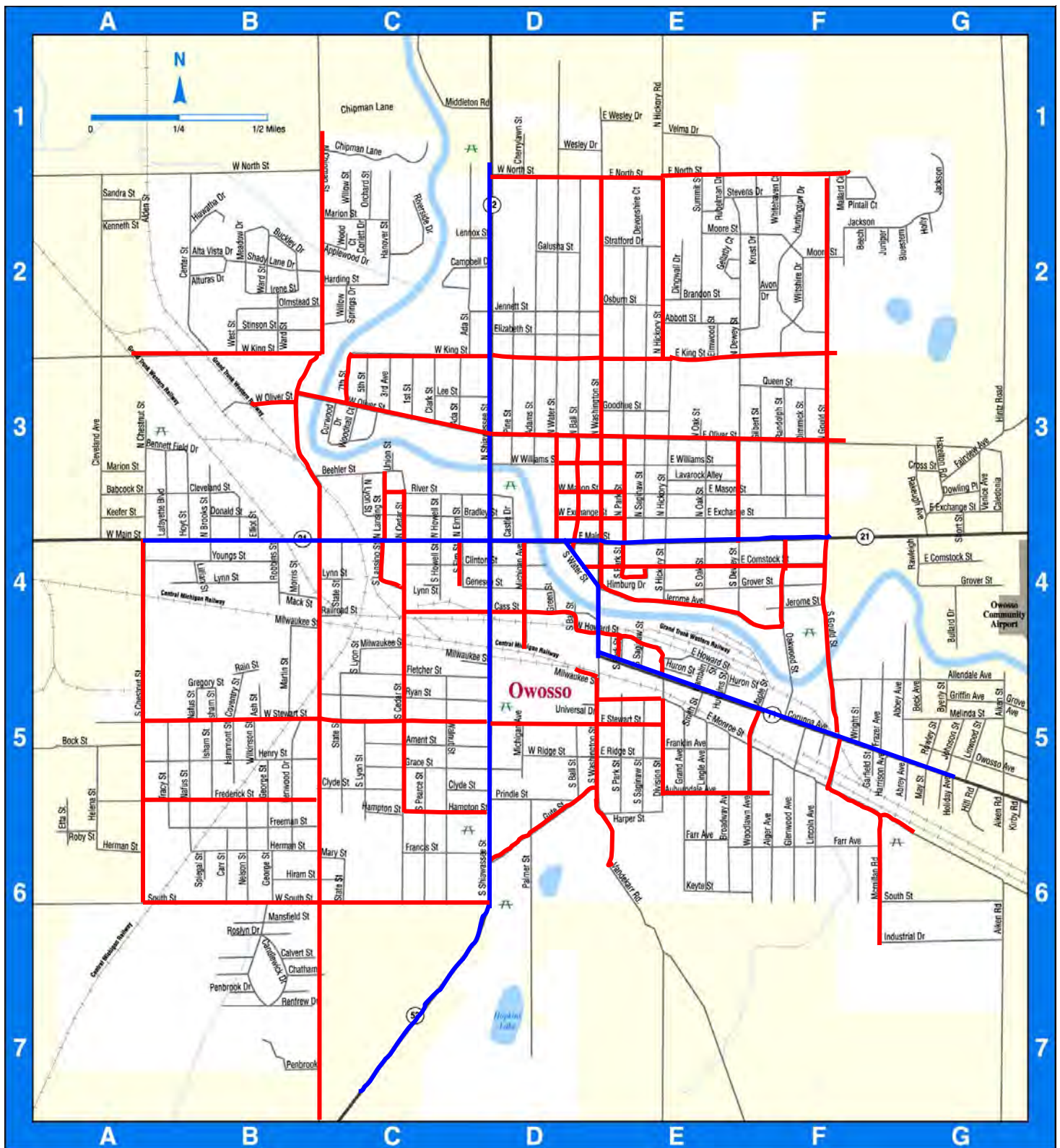
	ACTUAL <u>2012-13</u>	ADOPTED <u>2013-14</u>	AMENDED <u>2013-14</u>	PROPOSED <u>2014-15</u>
Construction	424,412	538,300		0
Maintenance	391,069	419,500		456,700
Engineering	97,612	87,350		140,750
Transfers	0	0	0	0
<b>Total</b>	<b>913,093</b>	<b>1,045,150</b>	<b>0</b>	<b>597,450</b>

GL NUMBER	DESCRIPTION	2012-13 ACTUAL	2013-14 ADOPTED BUDGET	2013-14 ACTIVITY THRU 02/28/14	2014-15 PROPOSED BUDGET
Fund 203 - LOCAL STREET FUND					
ESTIMATED REVENUES					
Dept 000					
203-000-539.529	METRO AUTHORITY (STATE FUNDS)	12,347	12,100	0	12,325
203-000-539.569	GAS & WEIGHT TAX	260,886	259,500	132,567	282,675
203-000-695.202	MAJOR STREET TRANSFER	302,056	185,775	90,983	252,500
203-000-695.411	TRANSFER FROM CAPITAL PROJECTS	235,222	269,150	0	0
203-000-695.672	SPECIAL ASSESSMENT	103,027	318,625	0	49,950
Totals for dept 000-		913,538	1,045,150	223,550	597,450
TOTAL ESTIMATED REVENUES		913,538	1,045,150	223,550	597,450

GL NUMBER	DESCRIPTION	2012-13 ACTUAL	2013-14 ADOPTED BUDGET	2013-14 ACTIVITY THRU 02/28/14	2014-15 PROPOSED BUDGET
Fund 203 - LOCAL STREET FUND					
APPROPRIATIONS					
Dept 451-CONSTRUCTION					
203-451-818.000	CONTRACTUAL SERVICES	424,412	538,300	225,945	0
203-451-843.000	EQUIPMENT RENTAL	0	0	355	0
Totals for dept 451-CONSTRUCTION		424,412	538,300	226,300	0
Dept 463-STREET MAINTENANCE					
203-463-702.200	WAGES	36,041	35,000	22,369	38,000
203-463-716.000	FRINGES	41,217	37,800	0	36,900
203-463-728.000	OPERATING SUPPLIES	10,387	15,000	3,957	15,000
203-463-818.000	CONTRACTUAL SERVICES	15,372	130,000	161,276	150,000
203-463-843.000	EQUIPMENT RENTAL	52,831	48,900	55,620	62,000
Totals for dept 463-STREET MAINTENANCE		155,848	266,700	243,222	301,900
Dept 474-TRAFFIC SERVICES-MAINTENANCE					
203-474-702.200	WAGES	3,877	3,600	1,058	2,900
203-474-716.000	FRINGES	4,488	3,900	0	2,900
203-474-728.000	OPERATING SUPPLIES	1,683	4,000	777	2,500
203-474-843.000	EQUIPMENT RENTAL	2,082	1,600	360	1,400
Totals for dept 474-TRAFFIC SERVICES-MAINTENAI		12,130	13,100	2,195	9,700
Dept 478-SNOW & ICE CONTROL					
203-478-702.200	WAGES	5,919	6,500	10,869	9,500
203-478-716.000	FRINGES	7,155	7,100	0	9,300
203-478-728.000	OPERATING SUPPLIES	24,079	23,000	16,025	19,500
203-478-843.000	EQUIPMENT RENTAL	14,953	12,000	28,943	24,000
Totals for dept 478-SNOW & ICE CONTROL		52,106	48,600	55,837	62,300

GL NUMBER	DESCRIPTION	2012-13 ACTUAL	2013-14 ADOPTED BUDGET	2013-14 ACTIVITY THRU 02/28/14	2014-15 PROPOSED BUDGET
Dept 480-TREE TRIMMING					
203-480-702.200	WAGES	33,392	24,000	11,867	25,000
203-480-716.000	FRINGES	40,333	26,000	0	24,300
203-480-728.000	OPERATING SUPPLIES	3,972	2,500	4,635	5,500
203-480-818.000	CONTRACTUAL SERVICES	58,195	7,500	0	0
203-480-843.000	EQUIPMENT RENTAL	35,093	31,100	14,814	28,000
Totals for dept 480-TREE TRIMMING		170,985	91,100	31,316	82,800
Dept 482-ADMINISTRATION & ENGINEERING					
203-482-702.100	SALARIES	45,115	38,725	39,392	80,250
203-482-715.000	SOCIAL SECURITY (FICA)	3,376	3,025	2,929	6,450
203-482-716.100	HEALTH INSURANCE	8,189	11,100	5,105	14,300
203-482-716.200	DENTAL INSURANCE	685	725	384	900
203-482-716.300	OPTICAL INSURANCE	4	75	2	100
203-482-716.400	LIFE INSURANCE	206	200	129	275
203-482-716.500	LONG - TERM DISABILITY	376	375	251	525
203-482-718.000	RETIREMENT	13,575	6,775	0	10,000
203-482-719.000	WORKERS' COMPENSATION	336	400	380	1,150
203-482-801.000	PROFESSIONAL SERVICES: ADM	50	50	100	200
203-482-999.101	CONTRIBUTION-GF ADMIN	25,700	25,900	17,268	26,600
Totals for dept 482-ADMINISTRATION & ENGINEEF		97,612	87,350	65,940	140,750
TOTAL APPROPRIATIONS		913,093	1,045,150	624,810	597,450

# MAJOR & LOCAL STREETS



- State Trunklines
- Major Streets
- Local Streets



# CDBG FUND: 273

SERVICE DESCRIPTION	OPERATIONAL PLAN 2014-2015								
<p>* Use CDBG and UDAG economic development loan funds in accordance with HUD grant agreements for business district improvements and retail expansion</p> <p>* Use CDBG housing loan revenues to enhance housing rehabilitation programs</p>	<p>Review Loan Guidelines with Loan Board for City Council Review and Action Following Moratorium on Loans</p>								
	CAPITAL OUTLAY								
	<table style="width: 100%; border-collapse: collapse;"> <thead> <tr> <th style="width: 33%;"></th> <th style="text-align: center;"><u>2014-15</u></th> <th style="text-align: center;"><u>2015-16</u></th> <th style="text-align: center;"><u>2016-17</u></th> </tr> </thead> <tbody> <tr> <td style="text-align: right;"><b>Total</b></td> <td style="text-align: center; border-top: 1px solid black;">0</td> <td style="text-align: center; border-top: 1px solid black;">0</td> <td style="text-align: center; border-top: 1px solid black;">0</td> </tr> </tbody> </table>		<u>2014-15</u>	<u>2015-16</u>	<u>2016-17</u>	<b>Total</b>	0	0	0
	<u>2014-15</u>	<u>2015-16</u>	<u>2016-17</u>						
<b>Total</b>	0	0	0						

STAFFING SUMMARY	
	ADOPTED <u>2014-15</u>
<p>CURRENT <u>2013-14</u></p>	<p>ADOPTED <u>2014-15</u></p>
<p>Support from General Fund Staff</p>	

BUDGET SUMMARY				
	<u>ACTUAL</u> <u>2012-13</u>	<u>ADOPTED</u> <u>2013-14</u>	<u>AMENDED</u> <u>2013-14</u>	<u>PROPOSED</u> <u>2014-15</u>
Other	8,759	0		0
Loans	0	50,000		20,000
COL	0	0		0
Transfers	40,081	19,575		0
<b>Total</b>	<b>48,840</b>	<b>69,575</b>	<b>0</b>	<b>20,000</b>

GL NUMBER	DESCRIPTION	2012-13 ACTUAL	2013-14 ADOPTED BUDGET	2013-14 ACTIVITY THRU 02/28/14	2014-15 PROPOSED BUDGET
Fund 273 - CDBG REVOLVING LOAN FUND					
ESTIMATED REVENUES					
Dept 000					
273-000-664.664	INTEREST INCOME	3,070	0	238	0
273-000-671.675	LOAN REPAYMENTS	8,308	19,450	19,649	6,000
273-000-695.698	OTHER FINANCING SOURCES	489,878	0	0	0
273-000-695.699	APPROPRIATION OF FUND BALANCE	0	50,125	0	14,000
Totals for dept 000-		501,256	69,575	19,887	20,000
TOTAL ESTIMATED REVENUES		501,256	69,575	19,887	20,000

GL NUMBER	DESCRIPTION	2012-13 ACTUAL	2013-14 ADOPTED BUDGET	2013-14 ACTIVITY THRU 02/28/14	2014-15 PROPOSED BUDGET
Fund 273 - CDBG REVOLVING LOAN FUND					
APPROPRIATIONS					
Dept 200-GEN SERVICES					
273-200-801.000	PROFESSIONAL SERVICES: ADM	7,159	0	0	0
273-200-801.100	PROFESSIONAL SERVICES:AUDI	600	0	950	0
273-200-818.200	REHABILITATION	1,000	50,000	0	20,000
Totals for dept 200-GEN SERVICES		8,759	50,000	950	20,000
Dept 966-TRANSFERS OUT					
273-966-999.275	TRANSFER TO HOUSING/RDEVL	40,081	19,575	0	0
Totals for dept 966-TRANSFERS OUT		40,081	19,575	0	0
TOTAL APPROPRIATIONS		48,840	69,575	950	20,000

# HOUSING: 275

SERVICE DESCRIPTION	OPERATIONAL PLAN 2014-2015																
*Actively pursue grant funding for housing redevelopment  *Coordinate housing programs to assist low-to-moderate income households  *Assist homeowners at risk of foreclosure  *Coordinate state and federal housing programs	*Education and training on housing programs  *Coordinate housing program with financial institutions, nonprofits, and businesses  *Coordinate development of affordable housing units in downtown Owosso																
	CAPITAL OUTLAY																
	<table style="width: 100%; border-collapse: collapse;"> <thead> <tr> <th style="width: 60%;"></th> <th style="text-align: center;"><u>2014-15</u></th> <th style="text-align: center;"><u>2015-16</u></th> <th style="text-align: center;"><u>2016-17</u></th> </tr> </thead> <tbody> <tr> <td>Rental rehab</td> <td></td> <td></td> <td></td> </tr> <tr> <td>Single family</td> <td></td> <td></td> <td></td> </tr> <tr> <td style="border-top: 1px solid black;"><b>Total</b></td> <td style="text-align: center; border-top: 1px solid black;"><b>0</b></td> <td style="text-align: center; border-top: 1px solid black;"><b>0</b></td> <td style="text-align: center; border-top: 1px solid black;"><b>0</b></td> </tr> </tbody> </table>		<u>2014-15</u>	<u>2015-16</u>	<u>2016-17</u>	Rental rehab				Single family				<b>Total</b>	<b>0</b>	<b>0</b>	<b>0</b>
	<u>2014-15</u>	<u>2015-16</u>	<u>2016-17</u>														
Rental rehab																	
Single family																	
<b>Total</b>	<b>0</b>	<b>0</b>	<b>0</b>														

## STAFFING SUMMARY

	CURRENT <u>2013-14</u>		ADOPTED <u>2014-15</u>
Housing Specialist	1	Contractual	1
<b>Total</b>	<b>1</b>		<b>1</b>

## BUDGET SUMMARY

	ACTUAL <u>2012-13</u>	ADOPTED <u>2013-14</u>	AMENDED <u>2013-14</u>	PROPOSED <u>2014-15</u>
Personnel	69,752	71,550		41,050
Supplies	1,320	500		1,600
Other	224,268	157,775		356,050
COL	0	0		0
<b>Total</b>	<b>295,340</b>	<b>229,825</b>	<b>0</b>	<b>398,700</b>

GL NUMBER	DESCRIPTION	2012-13 ACTUAL	2013-14 ADOPTED BUDGET	2013-14 ACTIVITY THRU 02/28/14	2014-15 PROPOSED BUDGET
Fund 275 - HOUSING & REDEVELOPMENT					
ESTIMATED REVENUES					
Dept 000					
275-000-501.520	GRANT-MSHDA:HO	33,585	70,000	0	160,000
275-000-501.521	GRANT-MSHDA:RR	189,250	87,500	0	155,000
275-000-600.626	CHARGE FOR SERVICES RENDERED	24,570	30,000	20,971	27,000
275-000-600.634	CHARGES FOR ADMIN SERVICES	8,239	22,750	0	56,700
275-000-671.674	DONATIONS	525	0	0	0
275-000-695.273	TRANSFER FROM CDBG (ADVANCE)	40,081	19,575	0	0
Totals for dept 000-		296,250	229,825	20,971	398,700
TOTAL ESTIMATED REVENUES		296,250	229,825	20,971	398,700

GL NUMBER	DESCRIPTION	2012-13 ACTUAL	2013-14 ADOPTED BUDGET	2013-14 ACTIVITY THRU 02/28/14	2014-15 PROPOSED BUDGET
Fund 275 - HOUSING & REDEVELOPMENT					
APPROPRIATIONS					
Dept 690-GENERAL SERVICES					
275-690-702.100	SALARIES	47,714	48,100	30,424	38,000
275-690-715.000	SOCIAL SECURITY (FICA)	3,359	3,700	2,126	2,925
275-690-716.100	HEALTH INSURANCE	14,771	15,800	10,425	0
275-690-716.200	DENTAL INSURANCE	873	925	582	0
275-690-716.300	OPTICAL INSURANCE	4	75	3	0
275-690-716.400	LIFE INSURANCE	395	325	248	0
275-690-716.500	LONG - TERM DISABILITY	496	500	330	0
275-690-717.000	UNEMPLOYMENT INSURANCE	112	75	0	0
275-690-718.200	DEFINED CONTRIBUTION	1,908	1,925	1,217	0
275-690-719.000	WORKERS' COMPENSATION	120	125	132	125
275-690-728.000	OPERATING SUPPLIES	1,320	500	145	1,600
275-690-818.000	HOUSING REHABILITATION	34,912	157,500	625	160,000
275-690-818.200	RENTAL REHABILITATION	189,250	0	0	195,800
275-690-858.000	MEMBERSHIPS & DUES	31	100	75	100
275-690-860.000	EDUCATION & TRAINING	75	175	75	150
Totals for dept 690-GENERAL SERVICES		295,340	229,825	46,407	398,700
TOTAL APPROPRIATIONS		295,340	229,825	46,407	398,700

# HISTORICAL COMMISSION FUND: 297

SERVICE DESCRIPTION	OPERATIONAL PLAN 2014-2015		
* Volunteer board that oversees the operation and maintenance of Curwood Castle, Gould House, Comstock Cabin and Paymaster Building  * Retain stewardship of artifacts significant to preserving the heritage and history of Owosso	* Continuation of the OHC Home Tour Event *Organizational Improvements/Policies and Procedures *Community Outreach Program Development		
	MAJOR MAINTENANCE		
	Refinish Castle Floors	<u>2014-15</u> 7,800	<u>2015-16</u>
<b>Total</b>	<b>7,800</b>	<b>0</b>	<b>0</b>



## STAFFING SUMMARY

	CURRENT <u>2013-14</u>	PROPOSED <u>2014-15</u>
Part time	3	3
Commission	8	9
<b>Total</b>	<b>11</b>	<b>12</b>

## BUDGET SUMMARY

	ACTUAL <u>2012-13</u>	ADOPTED <u>2013-14</u>	AMENDED <u>2013-14</u>	PROPOSED <u>2014-15</u>
Personnel	9,785	28,275		31,500
Supplies	8,320	4,800		10,300
Other	39,724	49,350		64,275
COL	0	0		0
<b>Total</b>	<b>57,829</b>	<b>82,425</b>	<b>-</b>	<b>106,075</b>

GL NUMBER	DESCRIPTION	2012-13 ACTUAL	2013-14 ADOPTED BUDGET	2013-14 ACTIVITY THRU 02/28/14	2014-15 PROPOSED BUDGET
Fund 297 - HISTORICAL FUND					
ESTIMATED REVENUES					
Dept 000					
297-000-600.600	SALES	2,316	3,325	2,668	5,000
297-000-664.664	INTEREST INCOME	298	0	35	50
297-000-664.667	RENTS & DEPOSITS-CASTLE	725	1,200	400	600
297-000-664.668	RENTAL INCOME	15,385	15,200	10,160	15,200
297-000-671.674	ENDOWMENTS	70	0	0	0
297-000-671.675	DONATIONS-PRIVATE	11,884	7,500	4,440	8,000
297-000-671.678	FUNDRAISER-BRICKS	183	4,250	183	1,000
297-000-671.679	DONATIONS:HOME TOUR	0	10,000	14,716	13,425
297-000-695.101	GENERAL FUND TRANSFER	30,252	40,950	27,298	42,800
297-000-695.699	APPROPRIATION OF FUND BALANCE	0	0	0	20,000
Totals for dept 000-		61,113	82,425	59,900	106,075
TOTAL ESTIMATED REVENUES		61,113	82,425	59,900	106,075



GL NUMBER	DESCRIPTION	2012-13 ACTUAL	2013-14 ADOPTED BUDGET	2013-14 ACTIVITY THRU 02/28/14	2014-15 PROPOSED BUDGET
Fund 297 - HISTORICAL FUND					
APPROPRIATIONS					
Dept 797-HISTORICAL COMMISSION					
297-797-728.000	OPERATING SUPPLIES	351	4,500	250	2,000
297-797-728.100	SUPPLIES	0	0	115	0
297-797-728.200	SUPPLIES-HISTORIC COLLECTIOI	7,876	0	582	2,500
297-797-801.000	PROFESSIONAL SERVICES: ADM	125	600	650	1,950
297-797-810.000	INSURANCE & BONDS	938	1,000	1,408	1,000
297-797-831.000	BUILDING MAINTENANCE	39	650	75	5,000
297-797-856.000	MISCELLANEOUS	576	1,700	5,083	2,700
Totals for dept 797-HISTORICAL COMMISSION		9,905	8,450	8,163	15,150
Dept 798-CASTLE					
297-798-702.200	WAGES	0	0	6,630	22,700
297-798-702.400	WAGES - TEMPORARY	9,049	26,200	4,769	6,500
297-798-715.000	SOCIAL SECURITY (FICA)	692	2,000	872	2,150
297-798-717.000	UNEMPLOYMENT INSURANCE	0	0	47	75
297-798-719.000	WORKERS' COMPENSATION	44	75	20	75
297-798-728.000	OPERATING SUPPLIES	93	300	91	800
297-798-810.000	INSURANCE & BONDS	540	775	501	750
297-798-820.000	UTILITIES	3,918	6,500	2,708	7,000
297-798-831.000	BUILDING MAINTENANCE	24,430	15,000	2,652	20,250
297-798-856.000	MISCELLANEOUS	168	500	1,386	2,000
297-798-869.000	DOWNTOWN PROMOTION	0	0	0	2,000
Totals for dept 798-CASTLE		38,934	51,350	19,676	64,300
Dept 799-GOULD HOUSE					
297-799-728.300	HOME TOUR PROMOTION	0	0	0	5,000
297-799-810.000	INSURANCE & BONDS	633	750	589	750
297-799-820.100	ELECTRICITY	4,205	5,500	3,195	6,000
297-799-820.400	WATER & SEWER	473	450	202	450
297-799-831.000	BUILDING MAINTENANCE	2,352	14,500	3,493	13,000
297-799-831.200	BLDG MAINTENANCE-RENTAL	144	175	72	175
297-799-856.000	MISCELLANEOUS	1,183	1,250	633	1,250
Totals for dept 799-GOULD HOUSE		8,990	22,625	8,184	26,625
TOTAL APPROPRIATIONS		57,829	82,425	36,023	106,075

GL NUMBER	DESCRIPTION	2012-13 ACTUAL	2013-14 ADOPTED BUDGET	2013-14 ACTIVITY THRU 02/28/14	2014-15 PROPOSED BUDGET
Fund 325 - DEBT SERVICE-2010 GO BONDS					
ESTIMATED REVENUES					
Dept 000					
325-000-401.403	GENERAL PROPERTY TAX	57,587	57,025	0	56,537
325-000-401.430	INDUSTRIAL/COMMERCIAL FACILITIES T/	367	515	0	511
325-000-401.431	OBSOLETE PROPERTY REHAB TAXES(OPR	46	35	0	44
325-000-695.699	APPROPRIATION OF FUND BALANCE	0	0	0	58
Totals for dept 000-		58,000	57,575	0	57,150

TOTAL ESTIMATED REVENUES	58,000	57,575	0	57,150
--------------------------	--------	--------	---	--------

Fund 327 - 2013 UTGO

ESTIMATED REVENUES

Dept 000

327-000-401.403	GENERAL PROPERTY TAX	52,027	10,530	0	8,171
327-000-401.430	INDUSTRIAL/COMMERCIAL FACILITIES T/	332	110	0	73
327-000-401.431	OBSOLETE PROPERTY REHAB TAXES(OPR	41	10	0	6
327-000-695.699	APPROPRIATION OF FUND BALANCE	0	48,850	0	62,550
Totals for dept 000-		52,400	59,500	0	70,800

TOTAL ESTIMATED REVENUES	52,400	59,500	0	70,800
--------------------------	--------	--------	---	--------

GL NUMBER	DESCRIPTION	2012-13 ACTUAL	2013-14 ADOPTED BUDGET	2013-14 ACTIVITY THRU 02/28/14	2014-15 PROPOSED BUDGET
Fund 325 - DEBT SERVICE-2010 GO BONDS					
APPROPRIATIONS					
Dept 905-DEBT SERVICE					
325-905-980.991	PRINCIPAL	20,000	20,000	20,000	20,000
325-905-980.995	INTEREST	37,953	37,575	18,886	37,150
Totals for dept 905-DEBT SERVICE		57,953	57,575	38,886	57,150
TOTAL APPROPRIATIONS		57,953	57,575	38,886	57,150

Fund 327 - 2013 UTGO

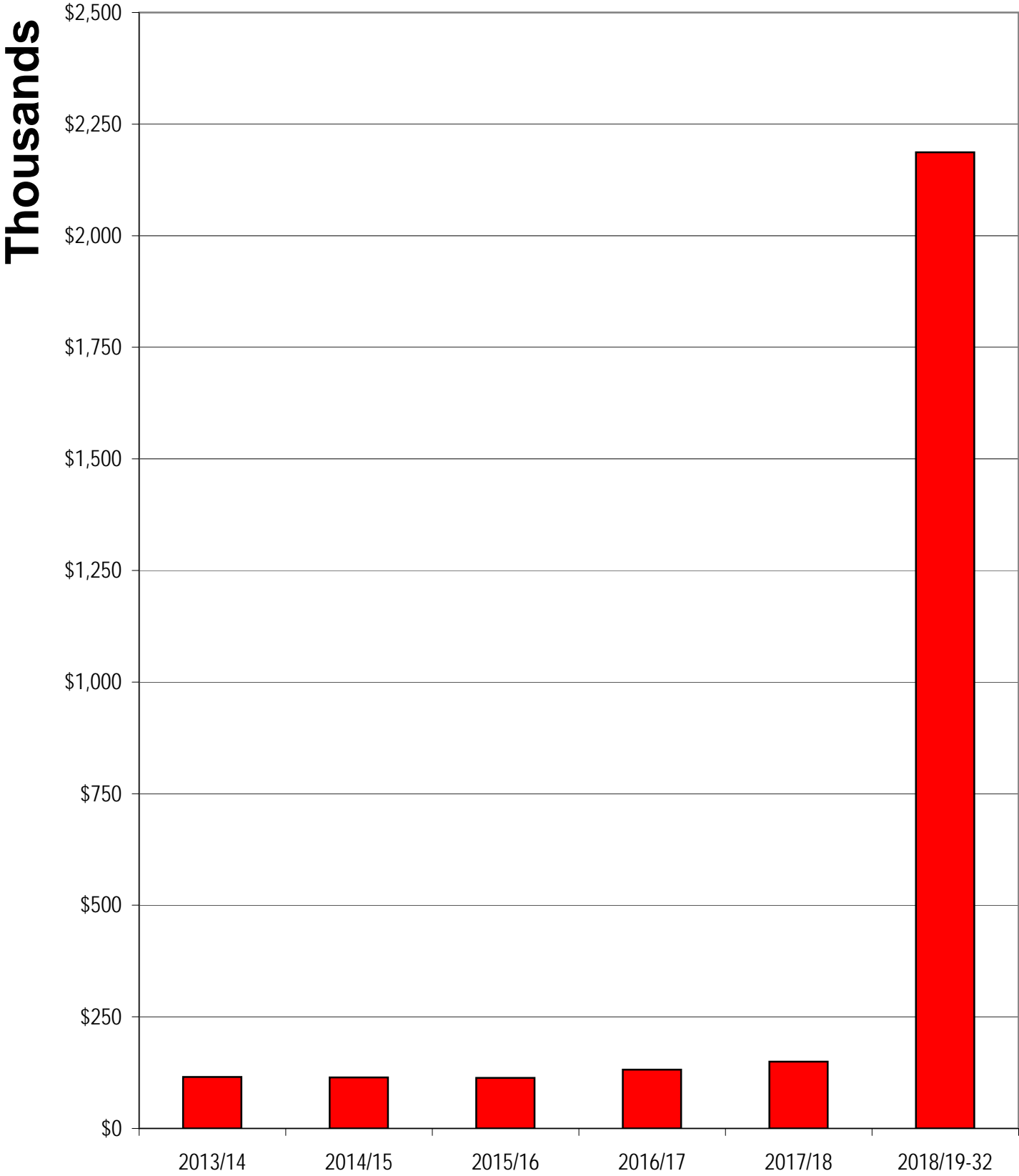
APPROPRIATIONS					
Dept 905-DEBT SERVICE					
327-905-980.991	PRINCIPAL	0	20,000	0	20,000
327-905-980.995	INTEREST	0	38,500	0	50,550
327-905-980.998	DEBT SERVICE	0	1,000	250	250
Totals for dept 905-DEBT SERVICE		0	59,500	250	70,800
TOTAL APPROPRIATIONS		0	59,500	250	70,800

GL NUMBER	DESCRIPTION	2012-13 ACTUAL	2013-14 ADOPTED BUDGET	2013-14 ACTIVITY THRU 02/28/14	2014-15 PROPOSED BUDGET
Fund 397 - 2009 LTGO DEBT					
ESTIMATED REVENUES					
Dept 000					
397-000-671.674	DDA CONTRIBUTION	71,415	75,400	20,148	74,150
Totals for dept 000-		71,415	75,400	20,148	74,150
TOTAL ESTIMATED REVENUES		71,415	75,400	20,148	74,150

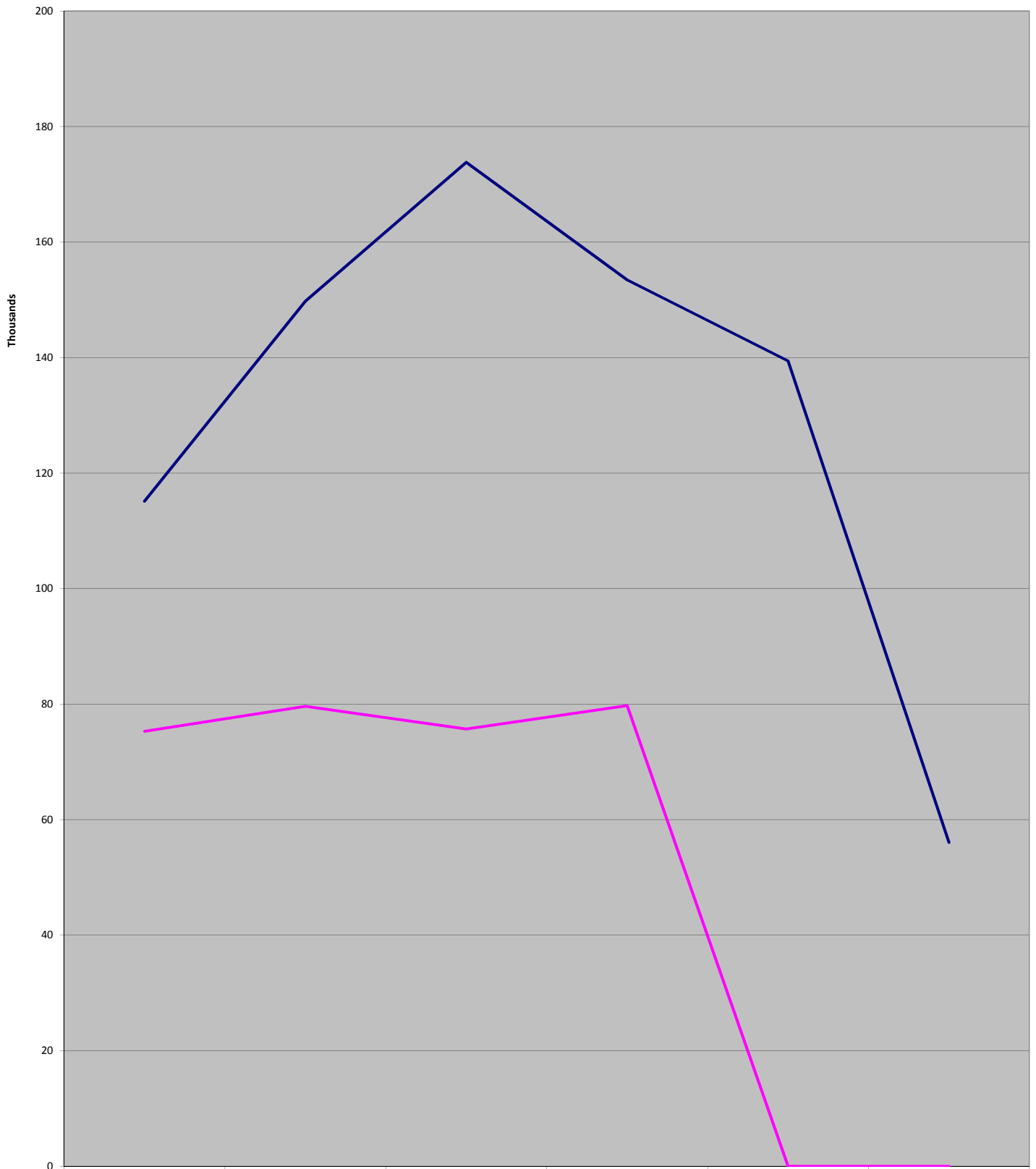
GL NUMBER	DESCRIPTION	2012-13 ACTUAL	2013-14 ADOPTED BUDGET	2013-14 ACTIVITY THRU 02/28/14	2014-15 PROPOSED BUDGET
Fund 397 - 2009 LTGO DEBT					
APPROPRIATIONS					
Dept 905-DEBT SERVICE					
397-905-980.991	PRINCIPAL	30,000	35,000	0	35,000
397-905-980.995	INTEREST	41,315	40,300	20,148	39,050
397-905-980.998	DEBT SERVICE	100	100	0	100
Totals for dept 905-DEBT SERVICE		71,415	75,400	20,148	74,150
TOTAL APPROPRIATIONS		71,415	75,400	20,148	74,150

# STREETS

General Obligation  
Principal & Interest

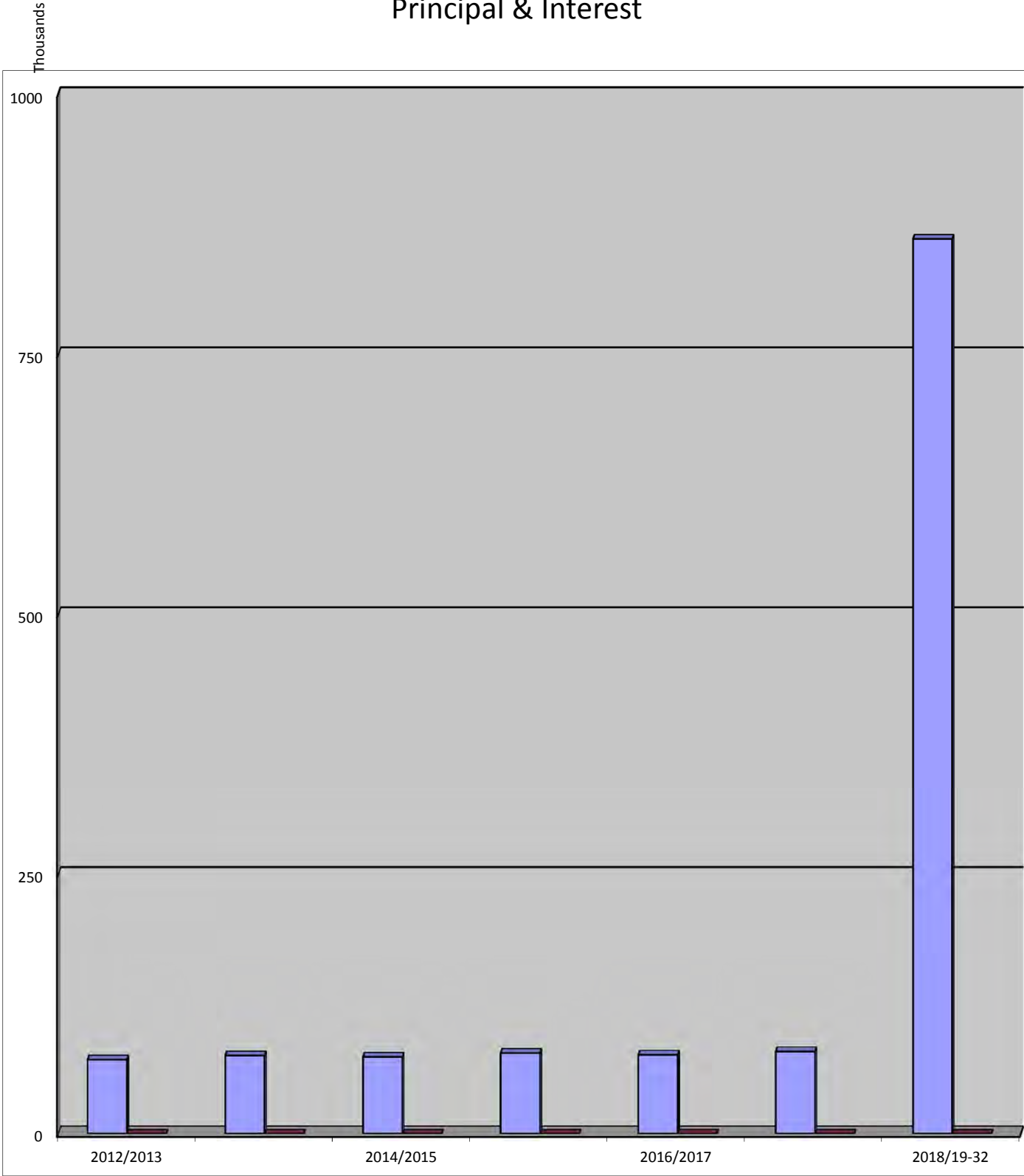


**General Obligation Debt  
Principal & Interest**



	2013/14	2017/18	2021/22	2025/26	2029/30	2032/33
Streets	115136	149746	173814	153446	139426	56063
DDA	75295	79638	75710	79758	0	0

# DDA Bonds Principal & Interest





# TRANSPORTATION FUND:588

## SERVICE DESCRIPTION

Operates under a joint powers agreement with other local units

Provide public transportation to citizens of Owosso by subsidizing user fares with a property tax millage levy



## STAFFING LEVELS

CURRENT  
2013-14

PROPOSED  
2014-15

Pass through to SATA

Total

0

0

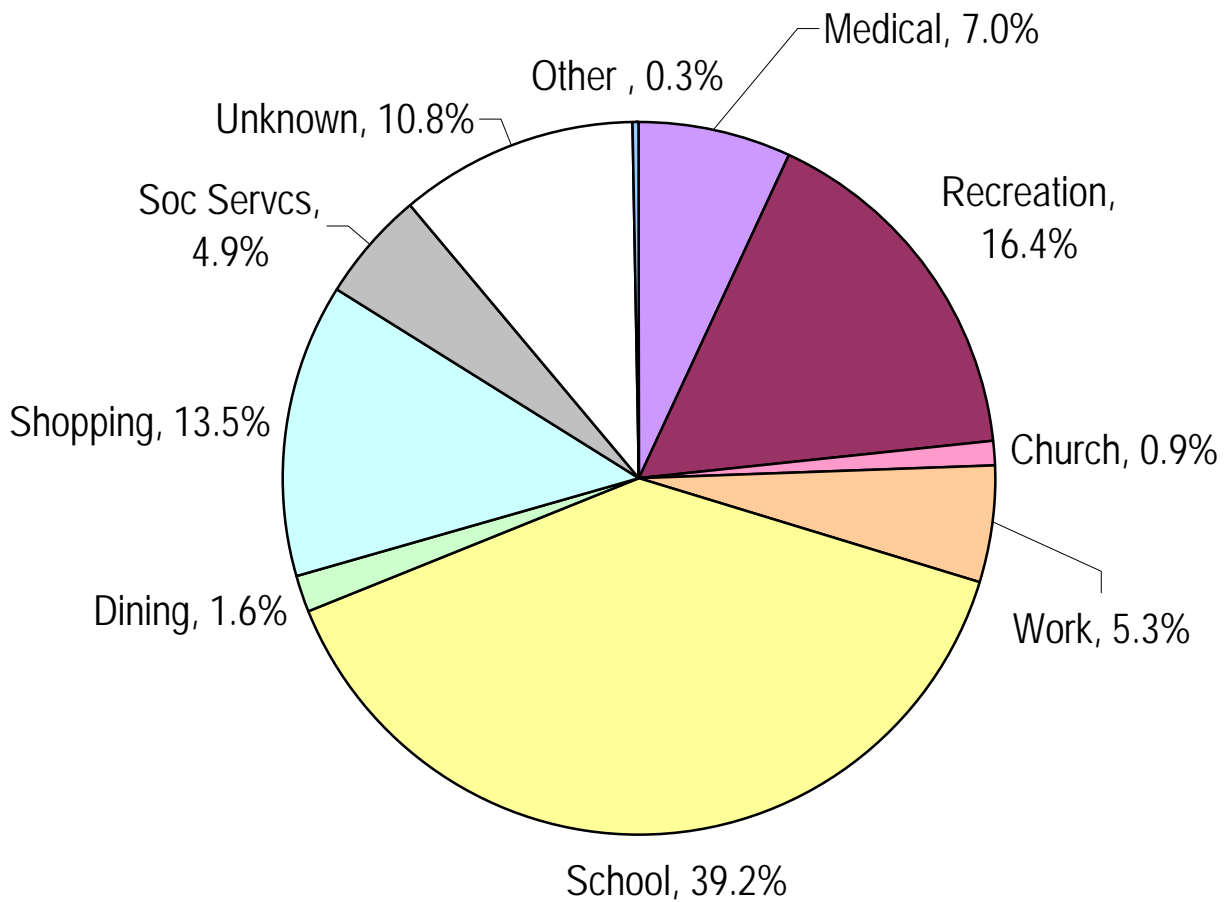
## BUDGET SUMMARY

	<u>ACTUAL</u> <u>2012-13</u>	<u>ADOPTED</u> <u>2013-14</u>	<u>AMENDED</u> <u>2013-14</u>	<u>PROPOSED</u> <u>2014-15</u>
Supplies				
Other	58,969	75,575	0	77,025
COL				
Transfers				
<b>Total</b>	<b>58,969</b>	<b>75,575</b>	<b>0</b>	<b>77,025</b>


GL NUMBER	DESCRIPTION	2012-13 ACTUAL	2013-14 ADOPTED BUDGET	2013-14 ACTIVITY THRU 02/28/14	2014-15 PROPOSED BUDGET
Fund 588 - TRANSPORTATION FUND					
ESTIMATED REVENUES					
Dept 000					
588-000-401.403	GENERAL PROPERTY TAX	58,956	75,575	77,807	77,025
Totals for dept 000-		58,956	75,575	77,807	77,025
TOTAL ESTIMATED REVENUES		58,956	75,575	77,807	77,025

GL NUMBER	DESCRIPTION	2012-13 ACTUAL	2013-14 ADOPTED BUDGET	2013-14 ACTIVITY THRU 02/28/14	2014-15 PROPOSED BUDGET
Fund 588 - TRANSPORTATION FUND					
APPROPRIATIONS					
Dept 200-GEN SERVICES					
588-200-818.000	CONTRACTUAL SERVICES	58,969	75,575	70,305	77,025
Totals for dept 200-GEN SERVICES		58,969	75,575	70,305	77,025
TOTAL APPROPRIATIONS		58,969	75,575	70,305	77,025

# SATA Ridership Purpose City of Owosso-2012



# SEWER FUND: 590

SERVICE DESCRIPTION	OPERATIONAL PLAN 2014-2015		
<p>* Maintain 75 miles of wastewater collector sewers including more than 1,000 manholes, over 5,500 sewer connections and three pumping stations</p> <p>* Collect user charges for City share of Mid-County Wastewater Treatment Plant</p>	<p>* Continue multi-year Sanitary Sewer Overflow Control Program Phase 1B Improvements including:</p> <p style="margin-left: 20px;">**Complete smoke test assessment of sewer system</p> <p style="margin-left: 20px;">**Continue sewer cleaning &amp; TV inspection program</p> <p style="margin-left: 40px;">**Continue footing drain removal</p> <p style="margin-left: 40px;">**Continue illicit connection removal</p> <p style="margin-left: 20px;">**Targeted sewer lining or replacement</p>		
<b>CAPITAL OUTLAY</b>			
	<u>2014-15</u>	<u>2015-16</u>	<u>2016-17</u>
	<p><b>Sewer Upgrades</b></p> <p><b>Lift Station Upgrd</b></p> <p><b>Lift Pump Replcmt</b></p>		
<b>Total</b>	<b>0</b>	<b>0</b>	<b>0</b>

## STAFFING SUMMARY

	CURRENT <u>2013-14</u>	PROPOSED <u>2014-15</u>
Director		
Supervisory		
Technical		
Clerical		
Part-time Clerical		
Skilled Operator		
Laborer		
Temporary		
<b>Total</b>	<b>0</b>	<b>0</b>

## BUDGET SUMMARY

	ACTUAL <u>2012-13</u>	ADOPTED <u>2013-14</u>	AMENDED <u>2013-14</u>	PROPOSED <u>2014-15</u>
Personnel	122,567	221,200		TBD
Supplies	4,832	13,200		TBD
Other	1,178,862	1,350,400		TBD
COL	0	110,000		TBD
Debt	16,732	51,200		TBD
<b>Total</b>	<b>1,322,993</b>	<b>1,746,000</b>	<b>0</b>	<b>TBD</b>

GL NUMBER	DESCRIPTION	2012-13 ACTUAL	2013-14 ADOPTED BUDGET	2013-14 ACTIVITY THRU 02/28/14	2014-15 PROPOSED BUDGET
Fund 590 - SEWER FUND					
ESTIMATED REVENUES					
Dept 000					
590-000-401.446	PENALTIES - LATE CHARGES	28,943	30,000	22,482	0
590-000-450.477	SWR:PERMITS/INSPECTION FEE	380	0	140	0
590-000-600.601	METERED SALES	1,510,158	1,600,000	675,110	0
590-000-664.664	INTEREST INCOME	5,290	5,000	387	0
590-000-671.694	MISCELLANEOUS	(2,022)	0	2,022	0
Totals for dept 000-		1,542,749	1,635,000	700,141	0
TOTAL ESTIMATED REVENUES		1,542,749	1,635,000	700,141	0

GL NUMBER	DESCRIPTION	2012-13 ACTUAL	2013-14 ADOPTED BUDGET	2013-14 ACTIVITY THRU 02/28/14	2014-15 PROPOSED BUDGET
Fund 590 - SEWER FUND					
APPROPRIATIONS					
Dept 200-GEN SERVICES					
590-200-702.100	SALARIES	8,267	12,600	5,891	0
590-200-715.000	SOCIAL SECURITY (FICA)	629	1,500	448	0
590-200-716.100	HEALTH INSURANCE	1,288	1,500	956	0
590-200-716.150	OPEB EXPENSE	0	2,000	0	0
590-200-716.200	DENTAL INSURANCE	66	100	48	0
590-200-716.300	OPTICAL INSURANCE	1	100	1	0
590-200-716.400	LIFE INSURANCE	26	100	18	0
590-200-716.500	LONG - TERM DISABILITY	40	100	29	0
590-200-717.000	UNEMPLOYMENT INSURANCE	1	0	0	0
590-200-718.000	RETIREMENT	10,242	5,000	0	0
590-200-719.000	WORKERS' COMPENSATION	192	500	196	0
590-200-728.000	OPERATING SUPPLIES	55	200	127	0
590-200-801.000	PROFESSIONAL SERVICES: ADM	2,700	2,700	2,850	0
590-200-810.000	INSURANCE & BONDS	9,788	10,000	9,870	0
590-200-818.000	CONTRACTUAL SERVICES	10,560	12,000	6,685	0
590-200-850.000	BAD DEBT EXPENSE	69	0	14	0
590-200-856.000	MISCELLANEOUS	65	0	0	0
590-200-860.000	EDUCATION & TRAINING	0	200	0	0
590-200-890.200	OPERATION & MAINTENANCE	948,425	949,000	639,579	0
590-200-890.300	REPLACEMENT	88,043	88,300	44,953	0
590-200-968.000	DEPRECIATION EXPENSE	47,976	40,000	0	0
590-200-999.101	CONTRIBUTION-GF ADMIN	40,000	40,000	26,668	0
Totals for dept 200-GEN SERVICES		1,168,433	1,165,900	738,333	0

GL NUMBER	DESCRIPTION	2012-13 ACTUAL	2013-14 ADOPTED BUDGET	2013-14 ACTIVITY THRU 02/28/14	2014-15 PROPOSED BUDGET
Dept 549-SEWER OPERATIONS					
590-549-702.100	SALARIES	0	44,000	0	0
590-549-702.200	WAGES	33,306	65,000	19,573	0
590-549-702.300	OVERTIME	2,919	3,000	3,029	0
590-549-702.800	ACCRUED SICK LEAVE	1,414	1,600	0	0
590-549-703.000	OTHER COMPENSATION	12,010	0	10,319	0
590-549-715.000	SOCIAL SECURITY (FICA)	5,687	9,600	3,768	0
590-549-716.100	HEALTH INSURANCE	14,816	40,300	15,468	0
590-549-716.200	DENTAL INSURANCE	1,416	2,000	834	0
590-549-716.300	OPTICAL INSURANCE	8	400	6	0
590-549-716.400	LIFE INSURANCE	163	300	106	0
590-549-717.000	UNEMPLOYMENT INSURANCE	248	0	0	0
590-549-718.000	RETIREMENT	28,616	29,000	0	0
590-549-719.000	WORKERS' COMPENSATION	1,212	2,500	1,396	0
590-549-728.000	OPERATING SUPPLIES	79	5,000	488	0
590-549-751.000	GAS & OIL	4,698	8,000	3,384	0
590-549-818.000	CONTRACTUAL SERVICES	10,696	100,000	12,020	0
590-549-833.000	EQUIPMENT MAINTENANCE	397	0	192	0
590-549-833.200	SEWER REPAIR	436	20,000	69	0
590-549-833.300	SERVICE LINE REPAIR SEPARATI	1,840	50,000	1,600	0
590-549-836.000	LIFT STATION MAINTENANCE	1,270	5,000	3,592	0
590-549-836.100	LIFT STATION UTILITIES	2,651	2,200	1,549	0
590-549-843.000	EQUIPMENT RENTAL	13,831	30,000	7,665	0
590-549-860.000	EDUCATION & TRAINING	115	1,000	0	0
Totals for dept 549-SEWER OPERATIONS		137,828	418,900	85,058	0



GL NUMBER	DESCRIPTION	2012-13 ACTUAL	2013-14 ADOPTED BUDGET	2013-14 ACTIVITY THRU 02/28/14	2014-15 PROPOSED BUDGET
Dept 901-CAPITAL OUTLAY					
590-901-973.000	CAPITAL OUTLAY - SEWERS	0	100,000	3,564	0
590-901-979.000	COL-LIFT STATIONS	0	10,000	4,521	0
Totals for dept 901-CAPITAL OUTLAY		0	110,000	8,085	0
Dept 905-DEBT SERVICE					
590-905-980.991	PRINCIPAL	0	35,000	0	0
590-905-980.995	INTEREST	16,732	16,200	8,085	0
Totals for dept 905-DEBT SERVICE		16,732	51,200	8,085	0
TOTAL APPROPRIATIONS		1,322,993	1,746,000	839,561	0

# WATER FUND: 591

SERVICE DESCRIPTION	OPERATIONAL PLAN 2014-2015		
<p>* Provide a reliable, high quality water supply meeting all applicable Federal and State drinking water standards and requirements for residential, commercial, industrial and fire protection uses</p> <p>* Treat and distribute over 1,600,000 gallons per day of water to over 6,300 customer accounts and the City of Corunna</p>	<p>* Continue to optimize treatment and pumping operations for maximum efficiency and reliability</p> <p>* Continue priority water main &amp; equipment replacements</p> <p>* Continue to implement cross connection control programs</p> <p style="padding-left: 40px;">* Implement metering and billing efficiencies</p>		
	CAPITAL OUTLAY		
	<u>2014-15</u>	<u>2015-16</u>	<u>2016-17</u>
Water Main Replacements	300,000	350,000	400,000
Booster Station Upgrade	100,000		
Equipment Replacements	30,000	70,000	
Transmission main Improvements		60,000	
Well Upgrades	20,000	20,000	
Hintz Well Replacement			250,000
<b>Total</b>	<b>450,000</b>	<b>500,000</b>	<b>650,000</b>



## STAFFING SUMMARY

	CURRENT <u>2013-14</u>	PROPOSED <u>2014-15</u>
Director	0.2	0.2
Supervisory	0.25	0.25
Technical	0	0.2
Clerical	0	0.4
Part-time Clerical	0.4	0
Hourly	10	10.4
Seasonal	0.9	0.9
<b>Total</b>	<b>11.75</b>	<b>12.35</b>

## BUDGET SUMMARY

	ACTUAL <u>2012-13</u>	ADOPTED <u>2013-14</u>	AMENDED <u>2013-14</u>	PROPOSED <u>2014-15</u>
Personnel	649,549	766,150		TBD
Supplies	166,654	168,500		TBD
Other	1,090,524	1,176,350		TBD
COL	0	450,000		TBD
Debt	127,813	361,250		TBD
<b>Total</b>	<b>2,034,540</b>	<b>2,922,250</b>	<b>0</b>	<b>TBD</b>

GL NUMBER	DESCRIPTION	2012-13 ACTUAL	2013-14 ADOPTED BUDGET	2013-14 ACTIVITY THRU 02/28/14	2014-15 PROPOSED BUDGET
Fund 591 - WATER FUND					
ESTIMATED REVENUES					
Dept 000					
591-000-401.446	PENALTIES - LATE CHARGES	38,291	40,000	33,070	0
591-000-450.477	WTR:PERMITS/INSPECTION FEE	23,251	1,000	600	0
591-000-600.601	METERED SALES	1,924,163	1,996,000	827,601	0
591-000-600.602	METERED SALES-WHOLESALE-USAGE	202,785	176,000	143,252	0
591-000-600.603	METERED SALES-WHOLESALE-DEBT	0	44,200	0	0
591-000-600.604	WATER MAIN REPLACEMENT CHARGE	269,079	330,000	162,370	0
591-000-600.640	MATERIAL & SERVICE	4,665	5,000	1,428	0
591-000-664.664	INTEREST INCOME	1,493	5,000	2,728	0
591-000-671.688	HYDRANT RENTAL	15,984	15,300	0	0
591-000-671.694	MISCELLANEOUS	4,014	2,500	875	0
591-000-671.695	MISCELLANEOUS WATER CHARGES	9,670	10,000	5,184	0
Totals for dept 000-		2,493,395	2,625,000	1,177,108	0
TOTAL ESTIMATED REVENUES		2,493,395	2,625,000	1,177,108	0

GL NUMBER	DESCRIPTION	2012-13 ACTUAL	2013-14 ADOPTED BUDGET	2013-14 ACTIVITY THRU 02/28/14	2014-15 PROPOSED BUDGET
Fund 591 - WATER FUND					
APPROPRIATIONS					
Dept 200-GEN SERVICES					
591-200-702.100	SALARIES	14,880	20,000	10,603	0
591-200-715.000	SOCIAL SECURITY (FICA)	1,132	2,000	806	0
591-200-716.100	HEALTH INSURANCE	2,319	2,500	1,720	0
591-200-716.200	DENTAL INSURANCE	120	200	87	0
591-200-716.300	OPTICAL INSURANCE	2	50	1	0
591-200-716.400	LIFE INSURANCE	47	100	32	0
591-200-716.500	LONG - TERM DISABILITY	72	100	52	0
591-200-718.000	RETIREMENT	13,360	11,000	0	0
591-200-719.000	WORKERS' COMPENSATION	272	400	288	0
591-200-728.000	OPERATING SUPPLIES	1,691	2,000	1,327	0
591-200-801.000	PROFESSIONAL SERVICES: ADM	5,400	5,500	7,950	0
591-200-810.000	INSURANCE & BONDS	44,755	45,000	42,550	0
591-200-818.000	CONTRACTUAL SERVICES	83,583	15,000	11,844	0
591-200-845.000	LEASE	732	750	754	0
591-200-850.000	BAD DEBT EXPENSE	1,307	500	131	0
591-200-860.000	EDUCATION & TRAINING	0	500	0	0
591-200-999.101	CONTRIBUTION-GF ADMIN	200,000	200,000	133,332	0
Totals for dept 200-GEN SERVICES		369,672	305,600	211,477	0

GL NUMBER	DESCRIPTION	2012-13 ACTUAL	2013-14 ADOPTED BUDGET	2013-14 ACTIVITY THRU 02/28/14	2014-15 PROPOSED BUDGET
Dept 552-WATER UNDERGROUND					
591-552-702.100	SALARIES	17,213	33,000	10,442	0
591-552-702.200	WAGES	110,069	115,000	66,098	0
591-552-702.400	WAGES - TEMPORARY	0	3,000	0	0
591-552-703.000	OTHER COMPENSATION	28,699	47,000	27,769	0
591-552-715.000	SOCIAL SECURITY (FICA)	13,609	19,000	10,596	0
591-552-716.100	HEALTH INSURANCE	28,990	71,000	32,435	0
591-552-716.200	DENTAL INSURANCE	2,753	3,800	1,787	0
591-552-716.300	OPTICAL INSURANCE	440	800	12	0
591-552-716.400	LIFE INSURANCE	443	600	308	0
591-552-716.500	LONG - TERM DISABILITY	165	200	413	0
591-552-717.000	UNEMPLOYMENT INSURANCE	561	0	54	0
591-552-718.000	RETIREMENT	42,116	53,000	0	0
591-552-718.200	DEFINED CONTRIBUTION	1,166	0	1,283	0
591-552-719.000	WORKERS' COMPENSATION	5,236	7,500	6,216	0
591-552-728.000	OPERATING SUPPLIES	5,775	5,000	4,509	0
591-552-751.000	GAS & OIL	14,528	13,000	10,625	0
591-552-818.000	CONTRACTUAL SERVICES	5,104	20,000	8,666	0
591-552-820.100	ELECTRICITY	3,169	3,200	2,252	0
591-552-820.200	GAS	3,552	4,000	3,154	0
591-552-820.300	TELEPHONE	3,251	3,400	1,701	0
591-552-833.000	EQUIPMENT MAINTENANCE	2,517	2,000	1,101	0
591-552-833.200	EQUIPMENT MAINT-HYDRANTS	153,348	120,000	86,244	0
591-552-833.300	EQUIP MAINT. METER & SERV	126,034	120,000	95,809	0
591-552-843.000	EQUIPMENT RENTAL	434	1,000	595	0
591-552-860.000	EDUCATION & TRAINING	765	1,000	583	0
591-552-968.000	DEPRECIATION EXPENSE	131,928	125,000	0	0
Totals for dept 552-WATER UNDERGROUND		701,865	771,500	372,652	0

GL NUMBER	DESCRIPTION	2012-13 ACTUAL	2013-14 ADOPTED BUDGET	2013-14 ACTIVITY THRU 02/28/14	2014-15 PROPOSED BUDGET
Dept 553-WATER FILTRATION					
591-553-702.200	WAGES	173,582	211,000	113,621	0
591-553-702.300	OVERTIME	47,580	22,000	19,491	0
591-553-702.400	WAGES - TEMPORARY	1,014	5,000	3,178	0
591-553-702.600	UNIFORMS	2,800	3,500	2,800	0
591-553-702.800	ACCRUED SICK LEAVE	708	1,000	154	0
591-553-703.000	OTHER COMPENSATION	286	0	0	0
591-553-715.000	SOCIAL SECURITY (FICA)	18,118	18,500	10,295	0
591-553-716.100	HEALTH INSURANCE	46,802	50,000	28,342	0
591-553-716.200	DENTAL INSURANCE	2,169	2,500	1,298	0
591-553-716.300	OPTICAL INSURANCE	351	500	12	0
591-553-716.400	LIFE INSURANCE	387	500	256	0
591-553-716.500	LONG - TERM DISABILITY	328	400	328	0
591-553-717.000	UNEMPLOYMENT INSURANCE	650	0	54	0
591-553-718.000	RETIREMENT	61,970	50,000	0	0
591-553-718.200	DEFINED CONTRIBUTION	2,968	4,000	3,056	0
591-553-719.000	WORKERS' COMPENSATION	6,172	7,000	5,696	0
591-553-728.000	OPERATING SUPPLIES	13,233	15,000	9,202	0
591-553-743.000	CHEMICALS	130,044	132,000	78,163	0
591-553-751.000	GAS & OIL	1,383	1,500	444	0
591-553-818.000	CONTRACTUAL SERVICES	7,196	9,000	6,932	0
591-553-820.100	ELECTRICITY	127,623	138,000	75,623	0
591-553-820.200	GAS	4,809	4,500	3,349	0
591-553-820.300	TELEPHONE	6,572	6,000	3,457	0
591-553-820.500	REFUSE	520	500	222	0
591-553-831.000	BUILDING MAINTENANCE	2,905	5,000	2,450	0
591-553-832.000	STATIONARY EQUIPMENT	5,418	5,500	5,359	0
591-553-833.000	EQUIPMENT MAINTENANCE	10,496	20,000	8,041	0
591-553-833.100	EQUIP MAINT - WELLS	3,266	20,000	4,914	0
591-553-834.000	MAINTENANCE	0	150,000	0	0
591-553-860.000	EDUCATION & TRAINING	285	1,000	114	0
591-553-968.000	DEPRECIATION EXPENSE	155,555	150,000	0	0
Totals for dept 553-WATER FILTRATION		835,190	1,033,900	386,851	0

GL NUMBER	DESCRIPTION	2012-13 ACTUAL	2013-14 ADOPTED BUDGET	2013-14 ACTIVITY THRU 02/28/14	2014-15 PROPOSED BUDGET
Dept 901-CAPITAL OUTLAY					
591-901-971.000	LAND	0	0	160	0
591-901-972.000	MAINS & HYDRANTS	0	300,000	26,979	0
591-901-972.100	COL-SERVICE LINES	0	0	151	0
591-901-972.200	COL-WATER STORAGE	0	100,000	0	0
591-901-977.000	COL - EQUIPMENT	0	50,000	0	0
Totals for dept 901-CAPITAL OUTLAY		0	450,000	27,290	0
Dept 905-DEBT SERVICE					
591-905-980.991	PRINCIPAL	0	255,000	255,000	0
591-905-980.995	INTEREST	127,813	106,250	55,031	0
Totals for dept 905-DEBT SERVICE		127,813	361,250	310,031	0
TOTAL APPROPRIATIONS		2,034,540	2,922,250	1,308,301	0

# WASTEWATER FUND: 599

## OPERATIONAL PLAN 2014-2015

- \* Optimize treatment and achieve full compliance with discharge permit requirements
- \* Complete targeted equipment replacements for improved reliability and efficiency
  - \* Implement cost-effective means to improve peak flow capacity and reliability
  - \* Develop 5 year and 20 year capital improvement projections



CAPITAL OUTLAY				SERVICE DESCRIPTION
	<u>2014-15</u>	<u>2015-16</u>	<u>2016-17</u>	
Boiler and HV Rplcmnts				Operate and maintain an advanced  Wastewater Treatment Plant  treating over 4 million gallons per  average day of wastewater from the  Mid-County service area
Primary Clarifier Rhb-Cont.				
Pump & Motor Rplcmnt				
Electrical Replacements				
Misc. Replacements				
Add 4th Influent Pump				
Engineering COL Study				
Main Building Re-roof				
Preliminary Trtmt Equip				
Generator & Switchgear				
Air Compressor Rplcmnt				
Secondary Clarifier Proj				
<b>Total</b>	<b>0</b>	<b>0</b>	<b>0</b>	

STAFFING SUMMARY		
	CURRENT <u>2013-14</u>	PROPOSED <u>2014-15</u>
Supervisory	1.1	1.1
Technical	0	0
Hourly	6.5	6.5
Temporary/	0.5	0.5
Seasonal	1	1
<b>Total</b>	<b>9.1</b>	<b>9.1</b>

BUDGET SUMMARY			
	ACTUAL <u>2012-13</u>	ADOPTED <u>2013-14</u>	PROPOSED <u>2014-15</u>
Personnel	528,733	604,500	569,300
Supplies & Repairs	102,053	101,000	119,500
Other	818,556	652,100	660,200
COL	92,797	650,000	750,000
Debt	0	0	
<b>Total</b>	<b>1,542,139</b>	<b>2,007,600</b>	<b>2,099,000</b>



GL NUMBER	DESCRIPTION	2012-13 ACTUAL	2013-14 ADOPTED BUDGET	2013-14 ACTIVITY THRU 02/28/14	2014-15 PROPOSED BUDGET
Fund 599 - WASTEWATER FUND					
ESTIMATED REVENUES					
Dept 000					
599-000-602.100	OP & MAINT CHRG - OWOSSO	948,425	949,000	639,579	956,000
599-000-602.200	OP & MAINT CHRG - OWOSSO TWP	117,625	118,000	76,533	120,000
599-000-602.300	OP & MAINT CHRG - CALEDONIA TWSP	114,538	115,000	74,200	110,000
599-000-602.400	OP & MAINT CHRG - CORUNNA	175,412	174,000	113,688	170,000
599-000-603.100	REPLACEMENT CHRG - OWOSSO	88,043	88,300	44,953	142,000
599-000-603.200	REPLACEMENT CHRG - OWOSSO TWP	10,958	11,000	5,075	32,500
599-000-603.300	REPLACEMENT CHRG - CALEDONIA TWSI	10,632	10,500	5,075	26,300
599-000-603.400	REPLACEMENT CHRG - CORUNNA	16,367	16,200	7,897	25,200
599-000-664.664	INTEREST INCOME	4,822	5,000	2,996	5,000
599-000-671.694	MISCELLANEOUS	7,765	2,000	1,801	3,000
Totals for dept 000-		1,494,587	1,489,000	971,797	1,590,000
TOTAL ESTIMATED REVENUES		1,494,587	1,489,000	971,797	1,590,000

GL NUMBER	DESCRIPTION	2012-13 ACTUAL	2013-14 ADOPTED BUDGET	2013-14 ACTIVITY THRU 02/28/14	2014-15 PROPOSED BUDGET
Fund 599 - WASTEWATER FUND					
APPROPRIATIONS					
Dept 548-WASTEWATER OPERATIONS					
599-548-702.100	SALARIES	58,641	62,000	37,637	62,000
599-548-702.200	WAGES	267,374	280,000	171,594	276,000
599-548-702.300	OVERTIME	23,278	26,000	19,315	25,000
599-548-702.400	WAGES - TEMPORARY	4,267	6,000	3,188	6,000
599-548-702.600	UNIFORMS	4,200	4,500	4,200	4,500
599-548-702.800	ACCRUED SICK LEAVE	3,119	3,200	19,163	2,100
599-548-703.000	OTHER COMPENSATION	0	0	100	200
599-548-715.000	SOCIAL SECURITY (FICA)	26,355	29,000	18,780	29,000
599-548-716.100	HEALTH INSURANCE	67,098	108,000	53,257	90,000
599-548-716.150	OPEB EXPENSE	0	6,200	0	0
599-548-716.200	DENTAL INSURANCE	5,092	5,600	3,020	4,800
599-548-716.300	OPTICAL INSURANCE	313	1,000	19	500
599-548-716.400	LIFE INSURANCE	961	1,200	606	1,000
599-548-716.500	LONG - TERM DISABILITY	591	600	420	1,000
599-548-716.600	PHYSICALS	0	200	229	200
599-548-717.000	UNEMPLOYMENT INSURANCE	947	0	348	500
599-548-718.000	RETIREMENT	59,244	62,500	0	55,000
599-548-718.200	DEFINED CONTRIBUTION	1,657	2,500	2,626	5,000
599-548-719.000	WORKERS' COMPENSATION	5,596	6,000	6,440	6,500
599-548-728.000	OPERATING SUPPLIES	7,959	7,000	5,412	8,000
599-548-728.100	SUPPLIES	9,759	7,000	7,651	9,000
599-548-743.100	CHEMICALS - IRON	33,599	36,000	19,600	40,500
599-548-743.200	CHEMICALS - POLYMER	11,629	15,000	11,223	15,000
599-548-743.300	CHEMICALS - CHLORINE	32,121	30,000	20,311	40,500
599-548-751.000	GAS & OIL	6,986	6,000	4,045	6,500
599-548-801.000	PROFESSIONAL SERVICES: ADM	21,197	15,000	17,021	18,000
599-548-810.000	INSURANCE & BONDS	45,004	46,000	40,381	42,000
599-548-820.100	ELECTRICITY	218,848	250,000	114,150	230,000
599-548-820.200	GAS	15,914	16,000	11,128	16,000
599-548-820.300	TELEPHONE	3,859	3,000	1,952	3,600
599-548-820.400	WATER & SEWER	2,594	3,000	1,481	3,000
599-548-820.500	REFUSE	520	600	236	500
599-548-831.000	BUILDING MAINTENANCE	27,944	26,000	22,157	35,000
599-548-832.000	STATIONARY EQUIPMENT	5,860	6,000	5,860	6,000
599-548-833.000	EQUIPMENT MAINTENANCE	34,564	35,000	27,905	35,000
599-548-834.000	MAINTENANCE	66,853	70,000	46,488	72,400
599-548-834.100	HHW PROGRAM	9,600	5,000	4,600	9,600
599-548-845.000	LEASE	0	0	20,840	15,600
599-548-858.000	MEMBERSHIPS & DUES	615	1,000	512	600
599-548-860.000	EDUCATION & TRAINING	1,052	1,500	620	1,200
599-548-968.000	DEPRECIATION EXPENSE	201,143	0	0	0
599-548-999.101	CONTRIBUTION-GF ADMIN	162,989	174,000	105,854	171,700
Totals for dept 548-WASTEWATER OPERATIONS		1,449,342	1,357,600	830,369	1,349,000

GL NUMBER	DESCRIPTION	2012-13 ACTUAL	2013-14 ADOPTED BUDGET	2013-14 ACTIVITY THRU 02/28/14	2014-15 PROPOSED BUDGET
Dept 901-CAPITAL OUTLAY					
599-901-975.000	COL - BUILDING IMPROVEMENT	0	100,000	2,176	100,000
599-901-977.000	COL - EQUIPMENT	92,797	550,000	137,130	650,000
Totals for dept 901-CAPITAL OUTLAY		92,797	650,000	139,306	750,000
TOTAL APPROPRIATIONS		1,542,139	2,007,600	969,675	2,099,000

## FLEET MAINTENANCE FUND: 661

SERVICE DESCRIPTION	CAPITAL OUTLAY		
	<u>2014-15</u>	<u>2015-16</u>	<u>2016-17</u>
* Repair and maintain a fleet of 49 vehicles and 97 pieces of contractor's equipment	2 Backhoes 2- 4X4 Pickups w/ plows 1-One ton pickup w/ utility box	180,000  80,000	
* Maintain computerized database of repair costs and preventative maintenance scheduling	1-Dump Truck w/ spreader 2- Dump Trucks w/ underbody scrapers & salt/brine spreaders	 80,000 300,000	  300,000
* Maintain an inventory of commonly used parts	1-10 yd Dump Truck 2-Mowers w/ 72" decks, broom, & snowblower 1-Snow Pusher	 120,000 60,000	 120,000  20,000
* Provide input for specifications of replacement equipment	Replace radio system for mobile equipment 3-Pickups	 50,000	  90,000
<b>OPERATIONAL PLAN 2014-2015</b>			
Prepare bid specifications for equipment replacements	2-trash pumps 1-concrete saw	 3000	 8000
	1-Gang mower		40,000
<b>Total</b>			
	<b>633,000</b>	<b>398,000</b>	<b>550,000</b>

### STAFFING SUMMARY

	<u>CURRENT</u> <u>2013-14</u>	<u>PROPOSED</u> <u>2014-15</u>
Mechanics	2	1
<b>Total</b>	<b>2</b>	<b>1</b>
Public Works & Public Utilities Crews as assigned		


### BUDGET SUMMARY

	<u>ACTUAL</u> <u>2012-13</u>	<u>ADOPTED</u> <u>2013-14</u>	<u>AMENDED</u> <u>2013-14</u>	<u>PROPOSED</u> <u>2014-15</u>
Personnel	116,916	109,550		105,950
Supplies	40,875	42,500		64,500
Other	183,987	260,400		131,100
COL	0	535,000		633,000
Transfer	0	0		0
<b>Total</b>	<b>341,778</b>	<b>947,450</b>	<b>0</b>	<b>934,550</b>

GL NUMBER	DESCRIPTION	2012-13 ACTUAL	2013-14 ADOPTED BUDGET	2013-14 ACTIVITY THRU 02/28/14	2014-15 PROPOSED BUDGET
Fund 661 - FLEET MAINTENANCE FUND					
ESTIMATED REVENUES					
Dept 000					
661-000-664.669	EQUIPMENT RENTAL	484,185	500,000	516,876	475,000
661-000-671.673	SALE OF FIXED ASSETS	0	0	3,501	48,000
661-000-695.699	APPROPRIATION OF FUND BALANCE	0	447,450	0	411,550
Totals for dept 000-		484,185	947,450	520,377	934,550
TOTAL ESTIMATED REVENUES		484,185	947,450	520,377	934,550

GL NUMBER	DESCRIPTION	2012-13 ACTUAL	2013-14 ADOPTED BUDGET	2013-14 ACTIVITY THRU 02/28/14	2014-15 PROPOSED BUDGET
Fund 661 - FLEET MAINTENANCE FUND					
APPROPRIATIONS					
Dept 891-FLEET MAINTENANCE					
661-891-702.200	WAGES	40,934	59,300	29,454	61,700
661-891-702.800	ACCRUED SICK LEAVE	8,440	0	0	0
661-891-703.000	OTHER COMPENSATION	15,570	3,200	7,865	9,300
661-891-715.000	SOCIAL SECURITY (FICA)	5,704	4,600	2,702	3,800
661-891-716.100	HEALTH INSURANCE	22,372	20,900	10,425	16,100
661-891-716.200	DENTAL INSURANCE	1,191	1,225	582	825
661-891-716.300	OPTICAL INSURANCE	38	175	3	75
661-891-716.400	LIFE INSURANCE	115	200	53	100
661-891-716.500	LONG - TERM DISABILITY	0	0	0	275
661-891-717.000	UNEMPLOYMENT INSURANCE	112	125	0	225
661-891-718.000	RETIREMENT	20,047	17,075	0	11,650
661-891-719.000	WORKERS' COMPENSATION	2,393	2,750	2,120	1,900
661-891-728.000	OPERATING SUPPLIES	1,188	500	0	500
661-891-751.000	GAS & OIL	39,687	42,000	40,260	64,000
661-891-801.000	PROFESSIONAL SERVICES: ADM	0	1,000	1,500	1,500
661-891-810.000	INSURANCE & BONDS	21,086	21,500	19,848	22,000
661-891-833.000	EQUIPMENT MAINTENANCE	56,900	75,000	45,504	75,000
661-891-860.000	EDUCATION & TRAINING	0	0	0	300
661-891-968.000	DEPRECIATION EXPENSE	78,001	133,900	0	0
661-891-999.101	CONTRIBUTION-GF ADMIN	28,000	29,000	19,332	32,300
Totals for dept 891-FLEET MAINTENANCE		341,778	412,450	179,648	301,550
Dept 901-CAPITAL OUTLAY					
661-901-979.000	COL-EQUIPMENT	0	535,000	229,554	633,000
Totals for dept 901-CAPITAL OUTLAY		0	535,000	229,554	633,000
TOTAL APPROPRIATIONS		341,778	947,450	409,202	934,550

# BROWNFIELD AUTHORITY FUND: 283

SERVICE DESCRIPTION	OPERATIONAL PLAN 2014-2015		
<p style="text-align: center;">ConAgra/TiAl Site-District #3</p> <p>* Uses financing mechanisms to redevelop obsolete and contaminated industrial and commercial properties.</p>	<p>* City reimbursed for Cass Street per agreement with TiAl Products.</p> <p>* Developer reimbursed for eligible expenses</p>		
	CAPITAL OUTLAY		
	<u>2014-15</u>	<u>2015-16</u>	<u>2016-17</u>
	Total	0	0

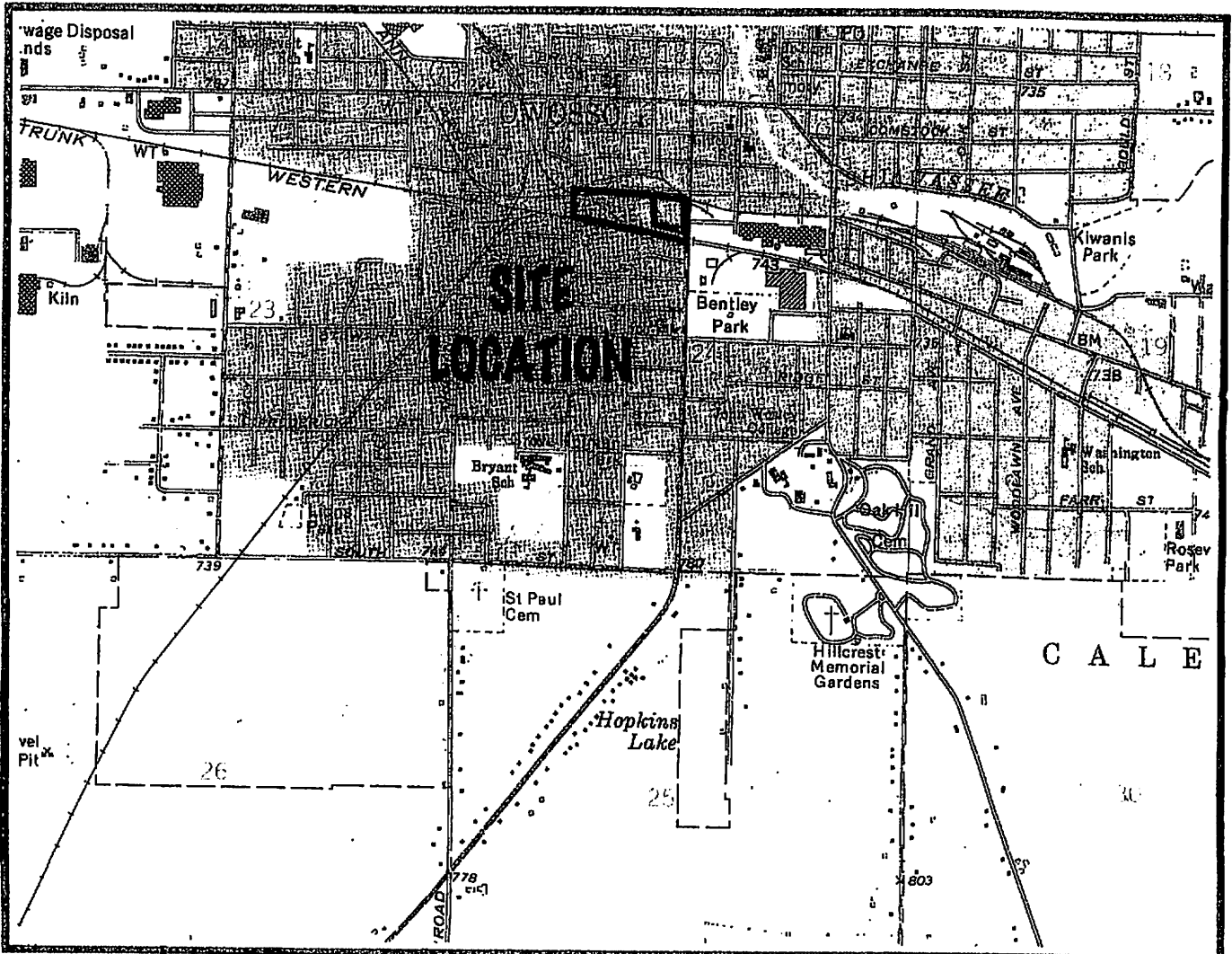
STAFFING SUMMARY	
CURRENT <u>2013-14</u>	PROPOSED <u>2014-15</u>
Assistance from general fund staff	

BUDGET SUMMARY				
	ACTUAL <u>2012-13</u>	ADOPTED <u>2013-14</u>	AMENDED <u>2013-14</u>	PROPOSED <u>2014-15</u>
Admin	691	750	0	700
Tax Reimb	1,147	2,750	0	1,450
COL	0	0	0	0
Debt	612	7,325	0	8,750
<b>Total</b>	<b>2,450</b>	<b>10,825</b>	<b>0</b>	<b>10,900</b>

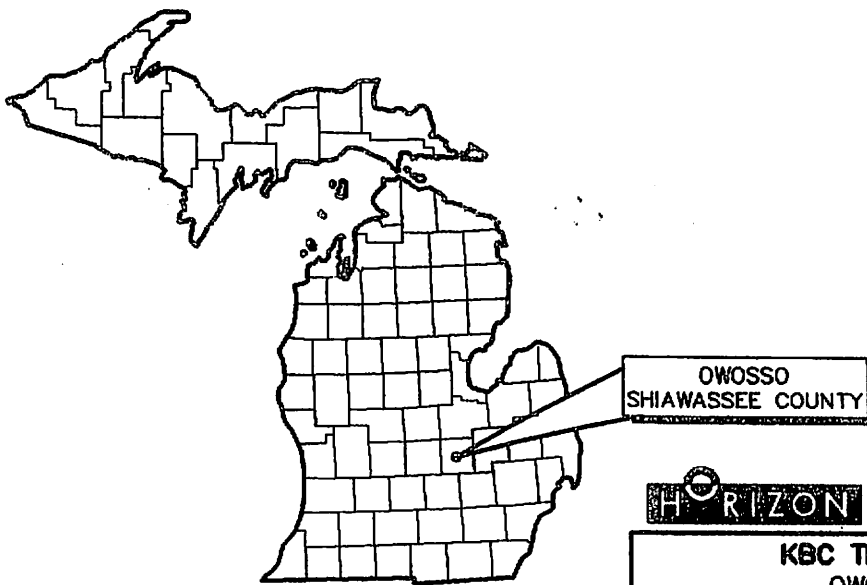
GL NUMBER	DESCRIPTION	2012-13 ACTUAL	2013-14 ADOPTED BUDGET	2013-14 ACTIVITY THRU 02/28/14	2014-15 PROPOSED BUDGET
Fund 283 - OBRA FUND-DISTRICT#3-CONAGRA					
ESTIMATED REVENUES					
Dept 000					
283-000-401.407	OBRA:TAX CAPTURE	11,511	10,825	0	10,900
Totals for dept 000-		11,511	10,825	0	10,900
TOTAL ESTIMATED REVENUES		11,511	10,825	0	10,900



GL NUMBER	DESCRIPTION	2012-13 ACTUAL	2013-14 ADOPTED BUDGET	2013-14 ACTIVITY THRU 02/28/14	2014-15 PROPOSED BUDGET
Fund 283 - OBRA FUND-DISTRICT#3-CONAGRA					
APPROPRIATIONS					
Dept 730-PROFESSIONAL SERVICES					
283-730-801.000	PROFESSIONAL SERVICES: ADM	691	750	0	700
Totals for dept 730-PROFESSIONAL SERVICES		691	750	0	700
Dept 905-DEBT SERVICE					
283-905-980.991	PRINCIPAL	612	7,325	0	8,750
Totals for dept 905-DEBT SERVICE		612	7,325	0	8,750
Dept 964-TAX REIMBURSEMENTS					
283-964-969.000	DEVELOPER REIMBURSEMENT	1,147	2,750	0	1,450
Totals for dept 964-TAX REIMBURSEMENTS		1,147	2,750	0	1,450
TOTAL APPROPRIATIONS		2,450	10,825	0	10,900



TAKEN FROM 7.5 MINUTE SERIES TOPOGRAPHIC MAP  
OWOSSO SOUTH QUADRANGLE 1972



**HORIZON ENVIRONMENTAL**

**KBC TRADING COMPANY  
OWOSSO, MICHIGAN**


**SITE LOCATION MAP**

PROJECT NUMBER:  
**OWO-0501**

FIGURE:  
**1**

**1**  
AUGUST, 1999

# BROWNFIELD AUTHORITY FUND: 289

SERVICE DESCRIPTION	OPERATIONAL PLAN 2014-2015												
<p style="text-align: center;">Robbins Loft-District #9</p> <p>* Uses financing mechanisms to redevelop obsolete and contaminated industrial and commercial properties.</p> <div style="text-align: center;">  </div>	<p style="text-align: center;">* Tax increments distributed for city administration and developer expenses</p>												
<b>CAPITAL OUTLAY</b>													
	<table style="width: 100%; border-collapse: collapse;"> <thead> <tr> <th style="width: 33%; text-align: center;"><u>2014-15</u></th> <th style="width: 33%; text-align: center;"><u>2015-16</u></th> <th style="width: 33%; text-align: center;"><u>2016-17</u></th> </tr> </thead> <tbody> <tr> <td style="text-align: center;">0</td> <td style="text-align: center;">0</td> <td style="text-align: center;">0</td> </tr> <tr> <td colspan="3" style="text-align: center;"><hr/></td> </tr> <tr> <td style="text-align: center;"><b>Total</b></td> <td style="text-align: center;"><b>0</b></td> <td style="text-align: center;"><b>0</b></td> </tr> </tbody> </table>	<u>2014-15</u>	<u>2015-16</u>	<u>2016-17</u>	0	0	0	<hr/>			<b>Total</b>	<b>0</b>	<b>0</b>
<u>2014-15</u>	<u>2015-16</u>	<u>2016-17</u>											
0	0	0											
<hr/>													
<b>Total</b>	<b>0</b>	<b>0</b>											

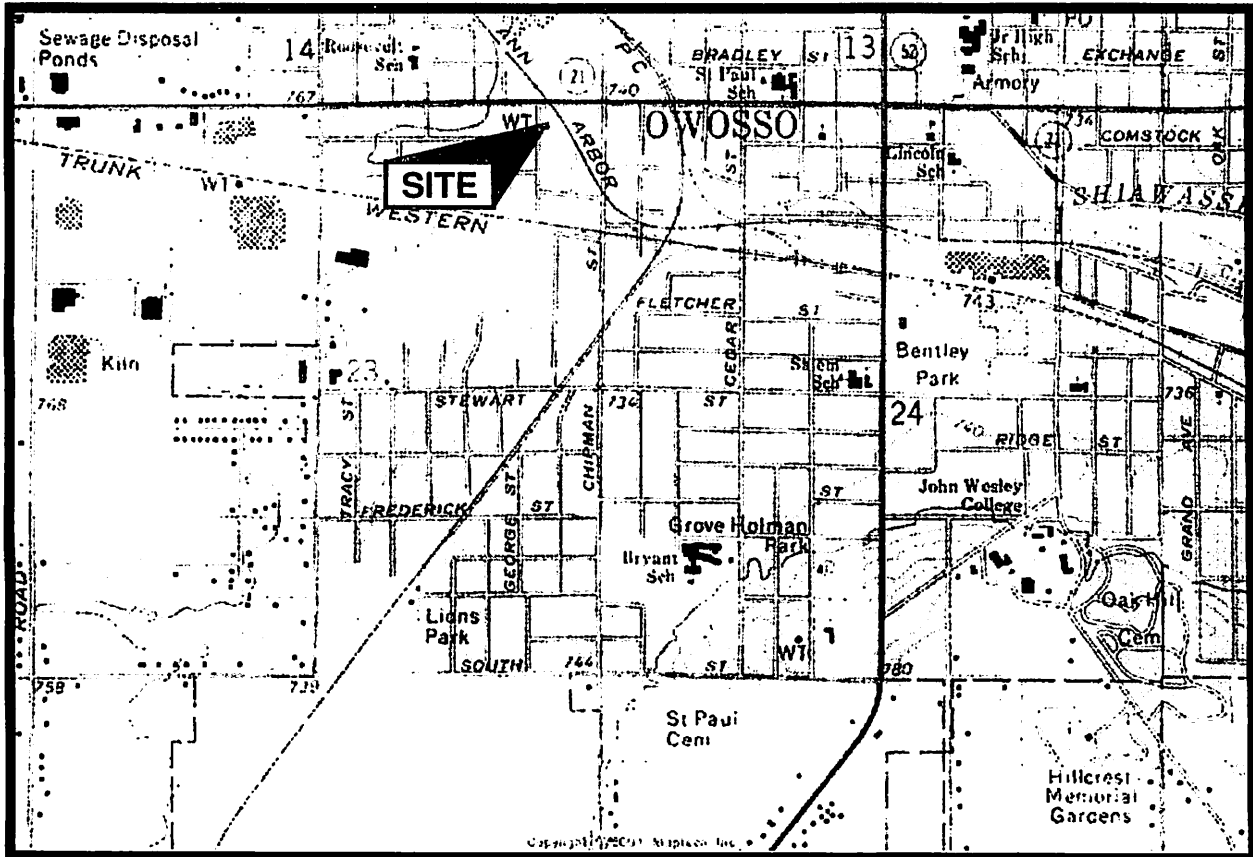
STAFFING SUMMARY	
CURRENT <u>2013-14</u>	PROPOSED <u>2014-15</u>
Assistance from general fund staff	

BUDGET SUMMARY				
	ACTUAL <u>2012-13</u>	ADOPTED <u>2013-14</u>	AMENDED <u>2013-14</u>	PROPOSED <u>2014-15</u>
Admin	1,003	975	0	1,050
Tax Reimb		4,000	0	1,450
COL				
Transfers				
<b>Total</b>	<b>1,003</b>	<b>4,975</b>	<b>0</b>	<b>2,500</b>

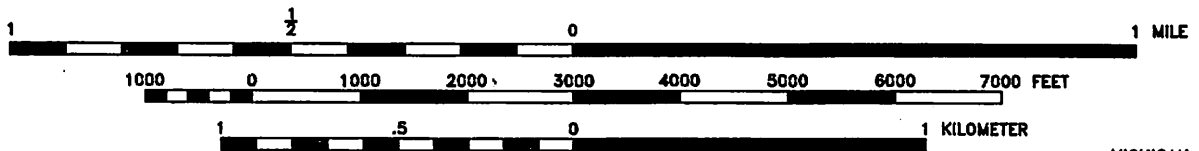
GL NUMBER	DESCRIPTION	2012-13 ACTUAL	2013-14 ADOPTED BUDGET	2013-14 ACTIVITY THRU 02/28/14	2014-15 PROPOSED BUDGET
Fund 289 - OBRA:DISTRICT#9(ROBBIN'S LOFT)					
ESTIMATED REVENUES					
Dept 000					
289-000-401.407	OBRA:TAX CAPTURE	5,321	4,975	0	2,500
Totals for dept 000-		5,321	4,975	0	2,500
TOTAL ESTIMATED REVENUES		5,321	4,975	0	2,500

GL NUMBER	DESCRIPTION	2012-13 ACTUAL	2013-14 ADOPTED BUDGET	2013-14 ACTIVITY THRU 02/28/14	2014-15 PROPOSED BUDGET
Fund 289 - OBRA:DISTRICT#9(ROBBIN'S LOFT)					
APPROPRIATIONS					
Dept 730-PROFESSIONAL SERVICES					
289-730-801.000	PROFESSIONAL SERVICES: ADM	1,003	975	0	1,050
Totals for dept 730-PROFESSIONAL SERVICES		1,003	975	0	1,050
Dept 964-TAX REIMBURSEMENTS					
289-964-969.000	DEVELOPER REIMBURSEMENT	0	4,000	0	1,450
Totals for dept 964-TAX REIMBURSEMENTS		0	4,000	0	1,450
TOTAL APPROPRIATIONS		1,003	4,975	0	2,500

**OWOSSO SOUTH QUADRANGLE**  
 MICHIGAN - SHIAWASSEE COUNTY  
 7.5 MINUTE SERIES (TOPOGRAPHIC)



T.7 N. - R.2 E.



CONTOUR INTERVAL 10 FEET  
 DATUM IS MEAN SEA LEVEL

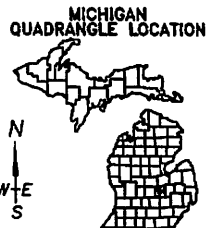


IMAGE TAKEN FROM 1972 U.S.G.S. TOPOGRAPHIC MAP

**AKT**PEERLESS  
 environmental services


115 West Allegan, Suite 410, P.O. Box 12223, Lansing, MI 48901  
 Phone: (517)482-9227 Fax: (517)482-9229

**TOPOGRAPHIC LOCATION MAP**  
 FORMER OSCAR RAU FURNITURE  
 1231 WEST MAIN STREET  
 AND 201 ROBBINS STREET  
 OWOSSO, MICHIGAN  
 PROJECT NUMBER : 4740L-1-17

DRAWN BY: GRT  
 DATE: 06-20-05

**FIGURE 3**

# BROWNFIELD AUTHORITY FUND: 291

SERVICE DESCRIPTION	OPERATIONAL PLAN 2014-2015						
<p style="text-align: center;">Capitol Bowl-District #11 <b>219 S. Washington</b></p> <p>* Uses financing mechanisms to redevelop obsolete and contaminated industrial and commercial properties.</p> <div style="text-align: center;">  </div>	<p>* Reimburse city for administration</p> <p>* Reimburse Capitol Bowl for advances made on eligible Brownfield expenses</p> <p>* Begin repayment to DDA for loan</p>						
<b>CAPITAL OUTLAY</b>							
	<table style="width: 100%; border-collapse: collapse;"> <thead> <tr> <th style="width: 33%; text-align: center;"><u>2014-15</u></th> <th style="width: 33%; text-align: center;"><u>2015-16</u></th> <th style="width: 33%; text-align: center;"><u>2016-17</u></th> </tr> </thead> <tbody> <tr> <td style="border-top: 1px solid black; border-bottom: 1px solid black;">Total</td> <td style="text-align: center; border-top: 1px solid black; border-bottom: 1px solid black;">0</td> <td style="text-align: center; border-top: 1px solid black; border-bottom: 1px solid black;">0</td> </tr> </tbody> </table>	<u>2014-15</u>	<u>2015-16</u>	<u>2016-17</u>	Total	0	0
<u>2014-15</u>	<u>2015-16</u>	<u>2016-17</u>					
Total	0	0					

STAFFING SUMMARY	
CURRENT <u>2013-14</u>	PROPOSED <u>2014-15</u>
Assistance from general fund staff	

BUDGET SUMMARY				
	ACTUAL <u>2012-13</u>	ADOPTED <u>2013-14</u>	AMENDED <u>2013-14</u>	PROPOSED <u>2014-15</u>
Admin	864	875		875
Tax Reimb	9,089	8,950		7,100
Debt	0	0		
COL	0	0		
<b>Total</b>	<b>9,953</b>	<b>9,825</b>	<b>0</b>	<b>7,975</b>

GL NUMBER	DESCRIPTION	2012-13 ACTUAL	2013-14 ADOPTED BUDGET	2013-14 ACTIVITY THRU 02/28/14	2014-15 PROPOSED BUDGET
Fund 291 - OBRA FUND-DIST#11(CAPITOL BOWL)					
ESTIMATED REVENUES					
Dept 000					
291-000-401.407	OBRA:TAX CAPTURE	1,796	2,100	0	250
291-000-671.676	DONATIONS	8,157	7,725	0	7,725
Totals for dept 000-		9,953	9,825	0	7,975
TOTAL ESTIMATED REVENUES		9,953	9,825	0	7,975

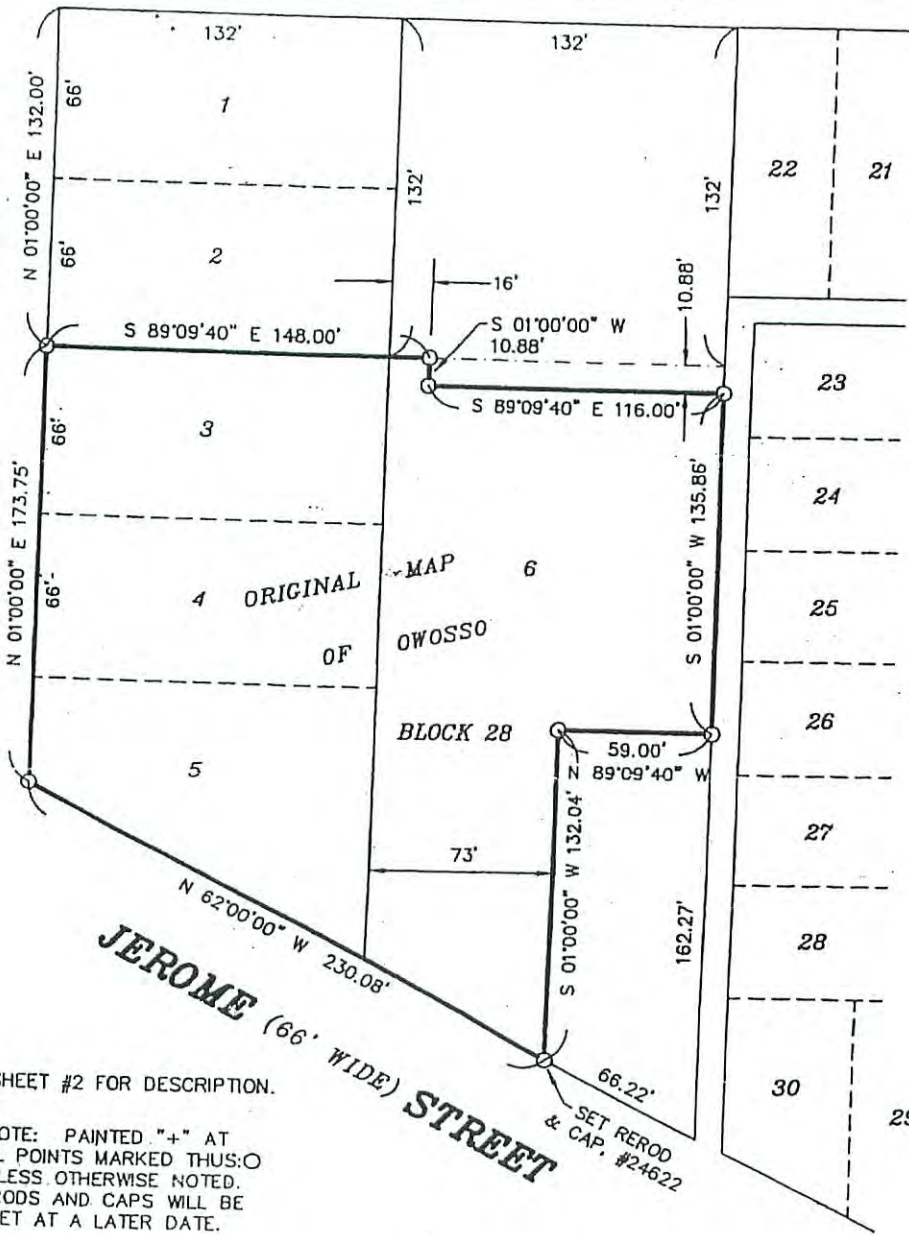


GL NUMBER	DESCRIPTION	2012-13 ACTUAL	2013-14 ADOPTED BUDGET	2013-14 ACTIVITY THRU 02/28/14	2014-15 PROPOSED BUDGET
Fund 291 - OBRA FUND-DIST#11(CAPITOL BOWL)					
APPROPRIATIONS					
Dept 730-PROFESSIONAL SERVICES					
291-730-801.000	PROFESSIONAL SERVICES: ADM	864	875	0	875
Totals for dept 730-PROFESSIONAL SERVICES		864	875	0	875
Dept 964-TAX REIMBURSEMENTS					
291-964-969.000	DEVELOPER REIMBURSEMENT	9,089	8,950	0	7,100
Totals for dept 964-TAX REIMBURSEMENTS		9,089	8,950	0	7,100
TOTAL APPROPRIATIONS		9,953	9,825	0	7,975

CERTIFICATE OF LAND SURVEY

COMSTOCK (66' WIDE) STREET

WASHINGTON (99' WIDE) STREET



M.E. HOLMES'  
SUB. OF LOTS 7, 8 & 9,  
BLOCK 28,  
ORIGINAL MAP OF OWOSSO

COPY

SEE SHEET #2 FOR DESCRIPTION.

NOTE: PAINTED "+" AT ALL POINTS MARKED THUS: ○ UNLESS OTHERWISE NOTED. RERODS AND CAPS WILL BE SET AT A LATER DATE.

CLIENT: Capitol Bowl c/o Sascon Inc.  
DATE: February 6, 2006  
SCALE: 1" = 60' JOB NO. 23799

City of Owosso  
Shiawassee County  
Michigan

Sheet #1 of 2

I hereby certify that I have surveyed and mapped the land above platted and/or described on February 2, 2006.


LANDMARK SURVEYING

204 N. SHIawassee ST.  
OWOSSO, MI 48867  
(989) 725-8725  
(810) 859-1053  
FAX (989) 725-2452  
landmark@shianet.org



3161188  
Page: 4 of 5  
07/24/2006 11:11A  
L-1098 P-984 128

# BROWNFIELD AUTHORITY FUND: 292

SERVICE DESCRIPTION	OPERATIONAL PLAN 2014-2015								
<p style="text-align: center;">Woodard Station Loft's-District #12</p> <p>* Uses financing mechanisms to redevelop obsolete and contaminated industrial and commercial properties.</p>	<p>* Reimburse Woodard for eligible expenses related to redevelopment project.</p>								
	<b>CAPITAL OUTLAY</b>								
	<table style="width: 100%; border-collapse: collapse;"> <thead> <tr> <th style="width: 10%;"></th> <th style="width: 25%; text-align: center;"><u>2014-15</u></th> <th style="width: 25%; text-align: center;"><u>2015-16</u></th> <th style="width: 25%; text-align: center;"><u>2016-17</u></th> </tr> </thead> <tbody> <tr> <td style="border-top: 1px solid black;"><b>Total</b></td> <td style="text-align: center; border-top: 1px solid black;"><b>0</b></td> <td style="text-align: center; border-top: 1px solid black;"><b>0</b></td> <td style="text-align: center; border-top: 1px solid black;"><b>0</b></td> </tr> </tbody> </table>		<u>2014-15</u>	<u>2015-16</u>	<u>2016-17</u>	<b>Total</b>	<b>0</b>	<b>0</b>	<b>0</b>
		<u>2014-15</u>	<u>2015-16</u>	<u>2016-17</u>					
<b>Total</b>	<b>0</b>	<b>0</b>	<b>0</b>						

STAFFING SUMMARY	
CURRENT <u>2013-14</u>	PROPOSED <u>2014-15</u>
Assistance from general fund staff	

BUDGET SUMMARY				
	<u>ACTUAL</u> <u>2012-13</u>	<u>ADOPTED</u> <u>2013-14</u>	<u>AMENDED</u> <u>2013-14</u>	<u>PROPOSED</u> <u>2014-15</u>
Admin	1,000	1,000		1,000
Tax Reimb	30,520	30,325		27,950
COL				
Transfers				
<b>Total</b>	<b>31,520</b>	<b>31,325</b>	<b>0</b>	<b>28,950</b>

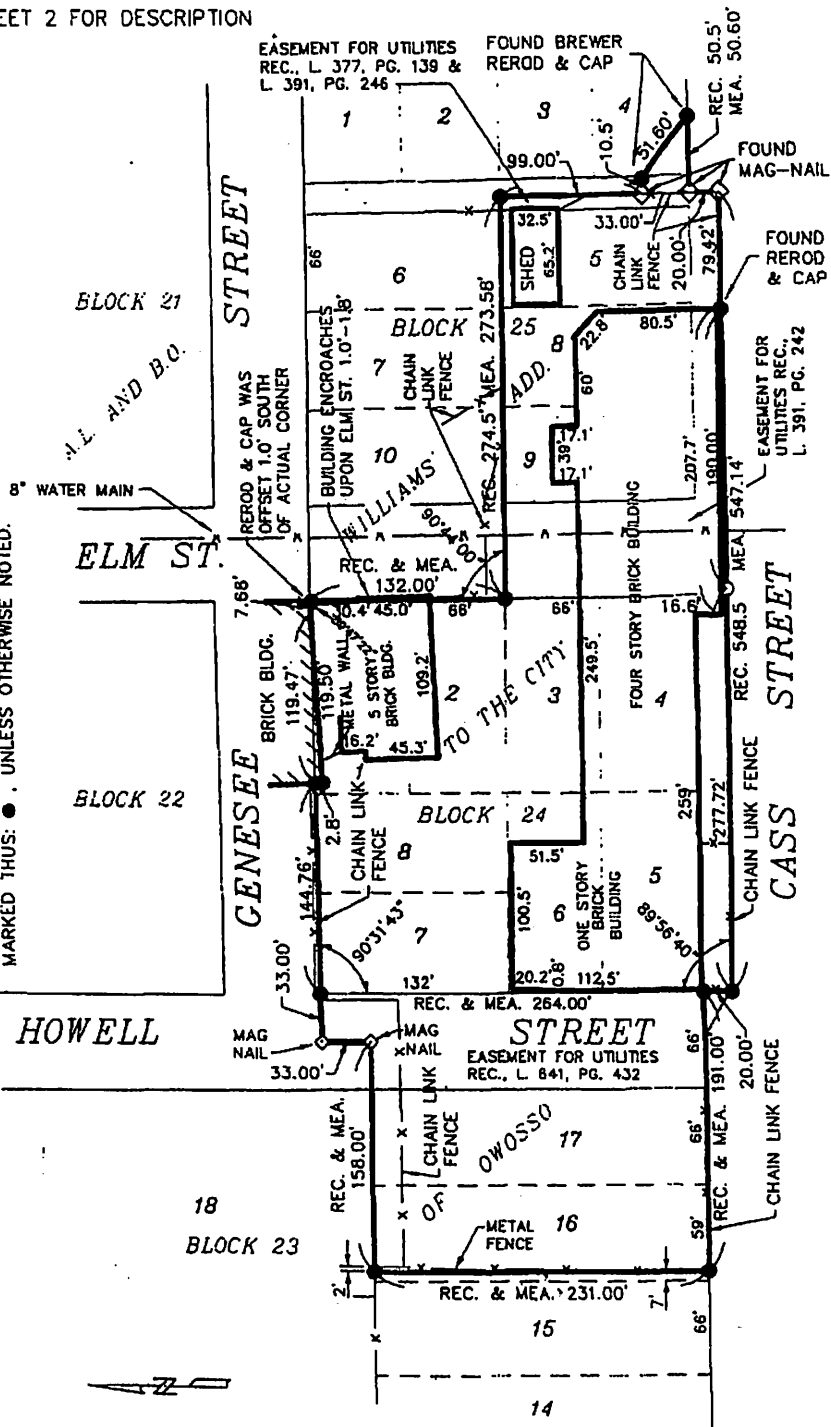
GL NUMBER	DESCRIPTION	2012-13 ACTUAL	2013-14 ADOPTED BUDGET	2013-14 ACTIVITY THRU 02/28/14	2014-15 PROPOSED BUDGET
Fund 292 - OBRA FUND-DIST#12(WOODARD LOFT)					
ESTIMATED REVENUES					
Dept 000					
292-000-401.407	OBRA:TAX CAPTURE	31,520	31,325	0	28,950
Totals for dept 000-		31,520	31,325	0	28,950
TOTAL ESTIMATED REVENUES		31,520	31,325	0	28,950

GL NUMBER	DESCRIPTION	2012-13 ACTUAL	2013-14 ADOPTED BUDGET	2013-14 ACTIVITY THRU 02/28/14	2014-15 PROPOSED BUDGET
Fund 292 - OBRA FUND-DIST#12(WOODARD LOFT)					
APPROPRIATIONS					
Dept 730-PROFESSIONAL SERVICES					
292-730-801.000	PROFESSIONAL SERVICES: ADM	1,000	1,000	0	1,000
Totals for dept 730-PROFESSIONAL SERVICES		1,000	1,000	0	1,000
Dept 964-TAX REIMBURSEMENTS					
292-964-969.000	DEVELOPER REIMBURSEMENT	30,520	30,325	0	27,950
Totals for dept 964-TAX REIMBURSEMENTS		30,520	30,325	0	27,950
TOTAL APPROPRIATIONS		31,520	31,325	0	28,950

CERTIFICATE OF LAND SURVEY

SEE SHEET 2 FOR DESCRIPTION

NOTES: 1.) THE CITY OF OWOSSO RETAINED AN EASEMENT FOR UTILITIES OVER THE VACATED PORTIONS OF HOWELL STREET, ELM STREET, CASS STREET AND THE ALLEY IN BLOCK 25.  
 2.) REROODS, 18" IN LENGTH, WITH CAP #24622, WERE FOUND AT ALL POINTS MARKED THUS: ●, UNLESS OTHERWISE NOTED.



Sheet 1 of 2


"A.L. & B.O. Williams"  
 Addition to the City  
 of Owosso  
 Shiawassee County  
 Michigan

CLIENT: \_\_\_\_\_  
 DATE: February 2, 2006  
 SCALE: 1" = 100' JOB NO. 23778


I hereby certify that I have surveyed and mapped the land above plattee and/or described on 07/21/04

LANDMARK SURVEYING

204 N. SHIAWASSEE ST.  
 OWOSSO, MI 48867  
 (989) 725-8725  
 (810) 659-1053  
 FAX (989) 725-2452  
 landmark@shianet.org



# BROWNFIELD AUTHORITY FUND: 293

SERVICE DESCRIPTION	OPERATIONAL PLAN 2014-2015								
<p style="text-align: center;">Wessner Building - #13</p> <p>* Uses financing mechanisms to redevelop obsolete and contaminated industrial and commercial properties.</p> 	<p>* Reimburse Owner for eligible expenses related to redevelopment project.</p>								
<b>CAPITAL OUTLAY</b>									
	<table style="width: 100%; border-collapse: collapse;"> <thead> <tr> <th style="width: 33%;"></th> <th style="width: 33%; text-align: center;"><u>2014-15</u></th> <th style="width: 33%; text-align: center;"><u>2015-16</u></th> <th style="width: 33%; text-align: center;"><u>2016-17</u></th> </tr> </thead> <tbody> <tr> <td style="text-align: right;"><b>Total</b></td> <td style="text-align: center; border-top: 1px solid black;">0</td> <td style="text-align: center; border-top: 1px solid black;">0</td> <td style="text-align: center; border-top: 1px solid black;">0</td> </tr> </tbody> </table>		<u>2014-15</u>	<u>2015-16</u>	<u>2016-17</u>	<b>Total</b>	0	0	0
	<u>2014-15</u>	<u>2015-16</u>	<u>2016-17</u>						
<b>Total</b>	0	0	0						

STAFFING SUMMARY	
CURRENT <u>2013-14</u>	PROPOSED <u>2014-15</u>
Assistance from general fund staff	

BUDGET SUMMARY				
	<u>ACTUAL</u> <u>2012-13</u>	<u>ADOPTED</u> <u>2013-14</u>	<u>AMENDED</u> <u>2013-14</u>	<u>PROPOSED</u> <u>2014-15</u>
Admin	0	0	0	0
Tax Reimb	0	0	0	550
COL				
Transfers				
<b>Total</b>	<b>0</b>	<b>0</b>	<b>0</b>	<b>550</b>

GL NUMBER	DESCRIPTION	2012-13 ACTUAL	2013-14 ADOPTED BUDGET	2013-14 ACTIVITY THRU 02/28/14	2014-15 PROPOSED BUDGET
Fund 293 - OBRA-DIST#13 WESNER BUILDING					
ESTIMATED REVENUES					
Dept 000					
293-000-401.407	OBRA:TAX CAPTURE	0	0	0	550
Totals for dept 000-		0	0	0	550
TOTAL ESTIMATED REVENUES		0	0	0	550

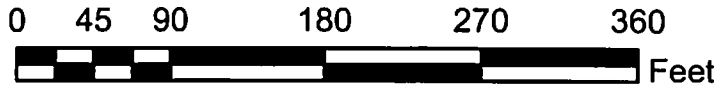
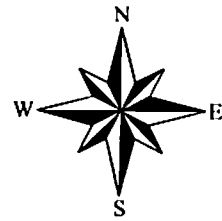


GL NUMBER	DESCRIPTION	2012-13 ACTUAL	2013-14 ADOPTED BUDGET	2013-14 ACTIVITY THRU 02/28/14	2014-15 PROPOSED BUDGET
Fund 293 - OBRA-DIST#13 WESNER BUILDING					
APPROPRIATIONS					
Dept 730-PROFESSIONAL SERVICES					
293-730-801.000	PROFESSIONAL SERVICES: ADM	0	0	0	550
Totals for dept 730-PROFESSIONAL SERVICES		0	0	0	550
TOTAL APPROPRIATIONS		0	0	0	550

# City of Owosso

## Wesener Building Location

September 14, 2011



# DOWNTOWN DEVELOPMENT AUTHORITY: 296

SERVICE DESCRIPTION	OPERATIONAL PLAN 2014-2015															
Downtown Development Authority Expenses Main Street Four Point Approach	The OMS/DDA Board met on January 15th and set the following goals as priorities for each of the four committees for the fiscal year beginning July 1, 2014 and ending June 30, 2015: <ol style="list-style-type: none"> <li>1. Incentivize further development of the downtown.                             <ol style="list-style-type: none"> <li>a. Support the current momentum of possible redevelopment projects happening within our Main Street district (Armory, Matthews Building, etc...)</li> </ol> </li> <li>2. Increase volunteer participation through comprehensive volunteer management strategies.                             <ol style="list-style-type: none"> <li>a. Create strategic volunteer partnerships.</li> </ol> </li> <li>3. Help in creating a strong business base in downtown Owosso.                             <ol style="list-style-type: none"> <li>a. Providing better business assistance.</li> <li>b. Creating strategic partnerships.</li> <li>d. Identify and market missing business niches.</li> </ol> </li> <li>4. Historic Preservation</li> </ol>															
STAFFING SUMMARY																
<table style="width: 100%; border-collapse: collapse;"> <thead> <tr> <th style="width: 30%;"></th> <th style="text-align: center;">CURRENT <u>2012-13</u></th> <th style="text-align: center;">PROPOSED <u>2013-14</u></th> </tr> </thead> <tbody> <tr> <td>Board</td> <td style="text-align: center;">9</td> <td style="text-align: center;">9</td> </tr> <tr> <td>Director</td> <td style="text-align: center;">1</td> <td style="text-align: center;">1</td> </tr> <tr> <td>Contractual</td> <td style="text-align: center;">2</td> <td style="text-align: center;">2</td> </tr> <tr style="border-top: 1px solid black;"> <td><b>Total</b></td> <td style="text-align: center;"><b>12</b></td> <td style="text-align: center;"><b>12</b></td> </tr> </tbody> </table>		CURRENT <u>2012-13</u>	PROPOSED <u>2013-14</u>	Board	9	9	Director	1	1	Contractual	2	2	<b>Total</b>	<b>12</b>	<b>12</b>	
	CURRENT <u>2012-13</u>	PROPOSED <u>2013-14</u>														
Board	9	9														
Director	1	1														
Contractual	2	2														
<b>Total</b>	<b>12</b>	<b>12</b>														

CAPITAL OUTLAY			
	<u>2014-15</u>	<u>2015-16</u>	<u>2016-17</u>
Leveraging of streetscape funds		75,000	
<b>Total</b>	<b>0</b>	<b>75,000</b>	<b>0</b>

BUDGET SUMMARY				
	<u>ACTUAL 2012-13</u>	<u>ADOPTED 2013-14</u>	<u>AMENDED 2013-14</u>	<u>ADOPTED 2014-15</u>
Supplies	7,511	6,500		1,000
Other	94,837	120,300		90,600
COL	27,216	30,000		10,000
Debt	15,014	-		0
Transfers	71,315	75,400		75,400
<b>Total</b>	<b>215,893</b>	<b>232,200</b>	<b>0</b>	<b>177,000</b>

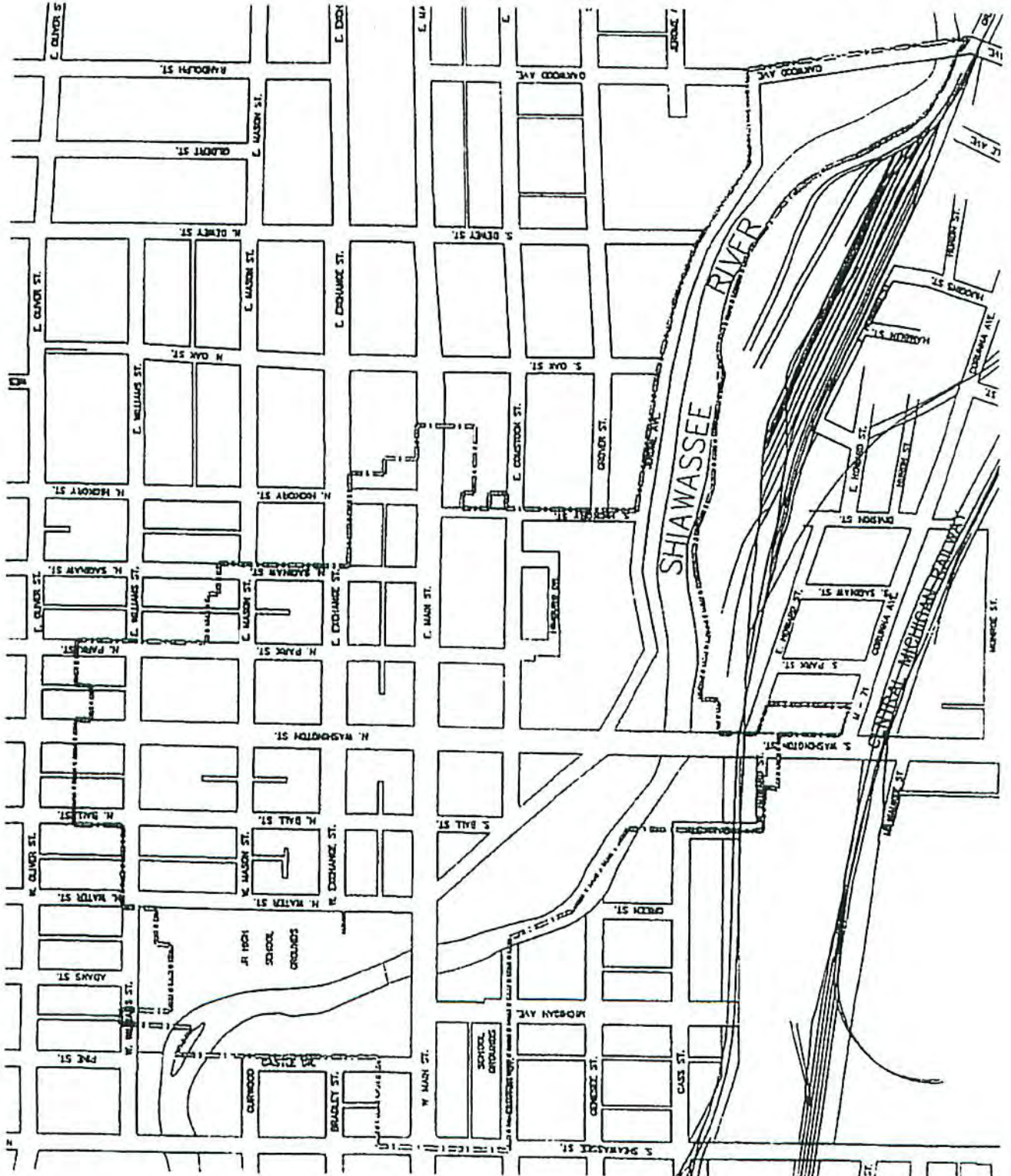
GL NUMBER	DESCRIPTION	2012-13 ACTUAL	2013-14 ADOPTED BUDGET	2013-14 ACTIVITY THRU 02/28/14	2014-15 PROPOSED BUDGET
Fund 296 - DOWNTOWN DEVELOPMENT AUTHORITY					
ESTIMATED REVENUES					
Dept 000					
296-000-401.403	GENERAL PROPERTY TAX	28,103	27,700	27,627	28,050
296-000-401.405	TIF	156,083	149,300	0	136,050
296-000-664.664	INTEREST INCOME	48	0	0	0
296-000-671.676	INCOME-DESIGN	29,835	40,200	1,000	0
296-000-671.677	INCOME-ECNMC RESTRUCTING	530	15,000	0	0
296-000-671.678	INCOME-PROMOTION	2,410	0	250	0
296-000-671.694	MISCELLANEOUS	80	0	0	0
296-000-695.699	APPROPRIATION OF FUND BALANCE	0	0	0	12,900
Totals for dept 000-		217,089	232,200	28,877	177,000
TOTAL ESTIMATED REVENUES		217,089	232,200	28,877	177,000

GL NUMBER	DESCRIPTION	2012-13 ACTUAL	2013-14 ADOPTED BUDGET	2013-14 ACTIVITY THRU 02/28/14	2014-15 PROPOSED BUDGET
Fund 296 - DOWNTOWN DEVELOPMENT AUTHORITY					
APPROPRIATIONS					
Dept 200-GEN SERVICES					
296-200-728.000	OPERATING SUPPLIES	0	6,500	0	1,000
296-200-818.000	CONTRACTUAL SERVICES	0	0	0	57,800
296-200-831.000	MAINTENANCE	0	16,000	563	17,000
296-200-858.000	MEMBERSHIPS & DUES	0	500	0	500
296-200-860.000	EDUCATION & TRAINING	0	2,100	0	1,000
296-200-999.101	CONTRIBUTION-GF ADMIN	(9,328)	46,000	692	0
Totals for dept 200-GEN SERVICES		(9,328)	71,100	1,255	77,300
Dept 695-ORGANIZATION					
296-695-728.000	SUPPLIES	7,134	0	0	0
296-695-818.000	WORK PLAN EXPENDITURES	2,168	0	0	1,000
296-695-858.000	MEMBERSHIPS & DUES	250	1,500	0	0
296-695-860.000	EDUCATION & TRAINING	225	0	0	0
296-695-999.101	MSM WAGES	44,836	0	0	0
Totals for dept 695-ORGANIZATION		54,613	1,500	0	1,000
Dept 696-PROMOTION					
296-696-818.000	WORK PLAN EXPENDITURES	13,483	7,000	3,000	6,000
Totals for dept 696-PROMOTION		13,483	7,000	3,000	6,000
Dept 697-DESIGN					
296-697-728.000	OPERATING SUPPLIES	377	0	0	0
296-697-818.000	WORK PLAN EXPENDITURES	24,897	32,200	14,305	6,800
296-697-831.000	MAINTENANCE	18,306	0	0	0
296-697-974.000-1	WAYFINDING	19,059	20,000	0	0
Totals for dept 697-DESIGN		62,639	52,200	14,305	6,800

GL NUMBER	DESCRIPTION	2012-13 ACTUAL	2013-14 ADOPTED BUDGET	2013-14 ACTIVITY THRU 02/28/14	2014-15 PROPOSED BUDGET
Dept 698-ECONOMIC RESTRUCTURING					
296-698-818.000	WORK PLAN EXPENDITURES	0	15,000	0	500
Totals for dept 698-ECONOMIC RESTRUCTURING		0	15,000	0	500
Dept 901-CAPITAL OUTLAY					
296-901-965.730	CAPITAL CONTRIBUTION-ECON	8,157	10,000	0	10,000
Totals for dept 901-CAPITAL OUTLAY		8,157	10,000	0	10,000
Dept 905-DEBT SERVICE					
296-905-980.991	PRINCIPAL	15,014	0	0	0
Totals for dept 905-DEBT SERVICE		15,014	0	0	0
Dept 966-TRANSFERS OUT					
296-966-999.397	TRANSFER TO DEBT 2009 LTGO	71,315	75,400	0	75,400
Totals for dept 966-TRANSFERS OUT		71,315	75,400	0	75,400
TOTAL APPROPRIATIONS		215,893	232,200	18,560	177,000

# CITY OF OWOSSO

## Downtown Development Authority District



# STREETS CAPITAL PROJECTS: 411

SERVICE DESCRIPTION	OPERATIONAL PLAN 2014-2015
Account for the construction of capital improvements funded by debt that often occur over multiple fiscal years	* Construct Street and other ROW Improvements as outlined in the Capital Outlay Section

CAPITAL OUTLAY			
	<u>2014-15</u>	<u>2015-16</u>	<u>2016-17</u>
South Lansing Street Parking Lot	58,000		
City Share of Downtown Infrastructure Grant for Parking Lot at Curwood Castle Park	125,000		
<b>Total</b>	<b>183,000</b>	<b>0</b>	<b>0</b>

STAFFING SUMMARY	
<u>CURRENT</u> <u>2013-14</u>	<u>PROPOSED</u> <u>2014-15</u>
General City Staffing	

BUDGET SUMMARY				
	<u>ACTUAL</u> <u>2012-13</u>	<u>ADOPTED</u> <u>2013-14</u>	<u>AMENDED</u> <u>2013-14</u>	<u>PROPOSED</u> <u>2014-15</u>
Other				
COL	101,946	0		183,000
Transfers	337,634	532,000		52,675
<b>Total</b>	<b>439,580</b>	<b>532,000</b>	<b>0</b>	<b>235,675</b>



GL NUMBER	DESCRIPTION	2012-13 ACTUAL	2013-14 ADOPTED BUDGET	2013-14 ACTIVITY THRU 02/28/14	2014-15 PROPOSED BUDGET
Fund 411 - CAPITAL PROJECTS-2011 STREET PROGRAM					
ESTIMATED REVENUES					
Dept 000					
411-000-664.664	INTEREST INCOME	313	0	168	0
411-000-695.698	OTHER FINANCING SOURCES	0	0	990,000	0
411-000-695.699	APPROPRIATION OF FUND BALANCE	0	532,000	0	235,675
Totals for dept 000-		313	532,000	990,168	235,675
TOTAL ESTIMATED REVENUES		313	532,000	990,168	235,675

GL NUMBER	DESCRIPTION	2012-13 ACTUAL	2013-14 ADOPTED BUDGET	2013-14 ACTIVITY THRU 02/28/14	2014-15 PROPOSED BUDGET
Fund 411 - CAPITAL PROJECTS-2011 STREET PROGRAM					
APPROPRIATIONS					
Dept 270-ADMINISTRATIVE					
411-270-801.000	PROFESSIONAL SERVICES: ADM	0	0	32,548	0
Totals for dept 270-ADMINISTRATIVE		0	0	32,548	0
Dept 901-CAPITAL OUTLAY					
411-901-965.585	CAPITAL CONTRIBUTION-PARKI	22,340	0	0	58,000
411-901-974.000	LAND IMPROVEMENTS	79,606	0	0	125,000
Totals for dept 901-CAPITAL OUTLAY		101,946	0	0	183,000
Dept 966-TRANSFERS OUT					
411-966-999.202	TRANSFER TO MAJOR STREET	102,412	262,850	171	52,675
411-966-999.203	TRANSFER TO LOCAL STREET	235,222	269,150	0	0
Totals for dept 966-TRANSFERS OUT		337,634	532,000	171	52,675
TOTAL APPROPRIATIONS		439,580	532,000	32,719	235,675

# DDA CAPITAL PROJECTS: 494

SERVICE DESCRIPTION	OPERATIONAL PLAN 2014-2015
Account for the construction of capital improvements in the DDA district funded by bonded indebtedness. Debt service is paid by the DDA from tax increment revenues	* Construct Public Improvements in the Downtown Development District  Administer the Downtown Infrastructure Grant

## CAPITAL OUTLAY

	<u>2014-15</u>	<u>2015-16</u>	<u>2016-17</u>
Construct Parking Lot at Curwood Castle Park and Reconstruct Lot on Water Street	591,000		
Construct Plaza at Water Street Lot and Kayak/Canoe Launch/Secure Docking & Riverwalk Stairway; Reconstruct Retaining Wall & Riverwalk	430,400		
<b>Total</b>	<b>1,021,400</b>	<b>0</b>	<b>0</b>

## STAFFING SUMMARY

	CURRENT <u>2013-14</u>	PROPOSED <u>2014-15</u>
DDA board recommends capital projects to city staff for review and recommendation to City Council		

## BUDGET SUMMARY

	<u>ACTUAL</u> <u>2012-13</u>	<u>ADOPTED</u> <u>2013-14</u>	<u>AMENDED</u> <u>2013-14</u>	<u>PROPOSED</u> <u>2014-15</u>
Supplies				0
Other				46,850
COL				1,021,400
Transfers	18,345	20,000		
<b>Total</b>	<b>18,345</b>	<b>20,000</b>	<b>0</b>	<b>1,068,250</b>

GL NUMBER	DESCRIPTION	2012-13 ACTUAL	2013-14 ADOPTED BUDGET	2013-14 ACTIVITY THRU 02/28/14	2014-15 PROPOSED BUDGET
Fund 494 - DDA CONSTRUCTION FUND					
ESTIMATED REVENUES					
Dept 000					
494-000-501.228	CDBG-DIG GRANT	0	0	0	695,250
494-000-664.664	INTEREST INCOME	79	0	39	0
494-000-671.675	DONATIONS-PRIVATE	0	0	0	48,000
494-000-695.411	TRANSFER FROM CAPITAL PROJECTS	0	0	0	125,000
494-000-695.699	APPROPRIATION OF FUND BALANCE	0	20,000	0	0
494-000-698.000	PROCEEDS FROM BOND ISSUANCE	0	0	0	200,000
Totals for dept 000-		79	20,000	39	1,068,250
TOTAL ESTIMATED REVENUES		79	20,000	39	1,068,250

GL NUMBER	DESCRIPTION	2012-13 ACTUAL	2013-14 ADOPTED BUDGET	2013-14 ACTIVITY THRU 02/28/14	2014-15 PROPOSED BUDGET
Fund 494 - DDA CONSTRUCTION FUND					
APPROPRIATIONS					
Dept 270-ADMINISTRATIVE					
494-270-801.000	PROFESSIONAL SERVICES: ADM	0	0	0	46,850
Totals for dept 270-ADMINISTRATIVE		0	0	0	46,850
Dept 901-CAPITAL OUTLAY					
494-901-965.510	CAPITAL CONTRIBUTIONS-CULT	0	0	0	430,400
494-901-965.530	CAPITAL CONTRIBUTIONS-INFR	18,345	20,000	18,300	591,000
Totals for dept 901-CAPITAL OUTLAY		18,345	20,000	18,300	1,021,400
TOTAL APPROPRIATIONS		18,345	20,000	18,300	1,068,250